



(51) International Patent Classification:

C07D 401/14 (2006.01) C07D 491/052 (2006.01)
C07D 403/04 (2006.01) C07D 495/04 (2006.01)
C07D 403/14 (2006.01) C07D 519/00 (2006.01)
C07D 409/14 (2006.01) A61K 31/4155 (2006.01)
C07D 487/04 (2006.01) A61P 29/00 (2006.01)

(21) International Application Number:

PCT/US2016/054657

(22) International Filing Date:

30 September 2016 (30.09.2016)

(25) Filing Language:

English

(26) Publication Language:

English

(30) Priority Data:

62/235,191 30 September 2015 (30.09.2015) US

(71) Applicants: **QUARTET MEDICINE, INC.** [US/US];
400 Technology Sq, 10th Floor, Cambridge, MA 02139
(US). **ECOLE POLYTECHNIQUE FEDERALE DE
LAUSANNE (EPFL)** [CH/CH]; EPFL Innova-
tion Park J, CH-1015 Lausanne (CH).

(72) Inventors: **TEBBE, Mark, Joseph**; 282 Renfrew St., Ar-
lington, MA 02476 (US). **ATTON, Holly, Victoria**; c/o
Evotec (UK) Ltd., 114 Innovation Drive, Milton Park,
Abingdon, Oxfordshire OX14 4RZ (GB). **AVERY, Craig**;
c/o Evotec (UK) Ltd., 114 Innovation Drive, Milton Park,
Abingdon, Oxfordshire OX14 4RZ (GB). **BROMIDGE,
Steven, Mark**; c/o Evotec (UK) Ltd., 114 Innovation
Drive, Milton Park, Abingdon, Oxfordshire OX14 4RZ
(GB). **KERRY, Mark**; c/o Evotec (UK) Ltd., 114 Innova-
tion Drive, Milton Park, Abingdon, Oxfordshire OX14
4RZ (GB). **KOTEY, Adrian, Kotei**; c/o Evotec (UK) Ltd.,
114 Innovation Drive, Milton Park, Abingdon, Oxfordshire
OX14 4RZ (GB). **MONCK, Nathaniel, J.**; c/o Evotec
(UK) Ltd., 114 Innovation Drive, Milton Park, Abingdon,
Oxfordshire OX14 4RZ (GB). **MENICONI, Mirco**; c/o
Evotec (UK) Ltd., 114 Innovation Drive, Milton Park,
Abingdon, Oxfordshire OX14 4RZ (GB). **RIDGILL,
Mark, Peter**; c/o Evotec (UK) Ltd., 114 Innovation Drive,

Milton Park, Abingdon, Oxfordshire OX14 4RZ (GB).
TYE, Heather; c/o Evotec (UK) Ltd., 114 Innovation
Drive, Milton Park, Abingdon, Oxfordshire OX14 4RZ
(GB). **SALAH, Eddine**; 19 Kenwood Street, Brookline,
MA 02446 (US). **JOHNSSON, Kai, Peter**; c/o EPFL SB
ISIC, Ch A3 398, Station 6, CH-1015 Lausanne (CH).
GORSKA, Katarzyna, Irena; c/o EPFL SB ISIC, Ch A3
398, Station 6, CH-1015 Lausanne (CH). **PENG, Hairuo**;
141 Lexington Avenue, Needham, MA 02494 (US). **MC-
CALL, John, Michael**; P.O. Box 2253, Boca Grande, FL
33921 (US).

(74) Agent: **PLUMMER, Kelly, A.**; Marshall, Gerstein &
Borun LLP, 233 S. Wacker Drive, 6300 Willis Tower,
Chicago, IL 60606-6357 (US).

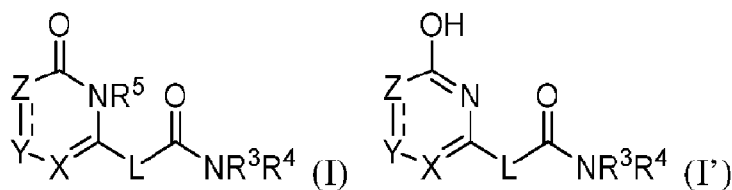
(81) Designated States (unless otherwise indicated, for every
kind of national protection available): AE, AG, AL, AM,
AO, AT, AU, AZ, BA, BB, BG, BH, BN, BR, BW, BY,
BZ, CA, CH, CL, CN, CO, CR, CU, CZ, DE, DJ, DK, DM,
DO, DZ, EC, EE, EG, ES, FI, GB, GD, GE, GH, GM, GT,
HN, HR, HU, ID, IL, IN, IR, IS, JP, KE, KG, KN, KP, KR,
KW, KZ, LA, LC, LK, LR, LS, LU, LY, MA, MD, ME,
MG, MK, MN, MW, MX, MY, MZ, NA, NG, NI, NO, NZ,
OM, PA, PE, PG, PH, PL, PT, QA, RO, RS, RU, RW, SA,
SC, SD, SE, SG, SK, SL, SM, ST, SV, SY, TH, TJ, TM,
TN, TR, TT, TZ, UA, UG, US, UZ, VC, VN, ZA, ZM,
ZW.

(84) Designated States (unless otherwise indicated, for every
kind of regional protection available): ARIPO (BW, GH,
GM, KE, LR, LS, MW, MZ, NA, RW, SD, SL, ST, SZ,
TZ, UG, ZM, ZW), Eurasian (AM, AZ, BY, KG, KZ, RU,
TJ, TM), European (AL, AT, BE, BG, CH, CY, CZ, DE,
DK, EE, ES, FI, FR, GB, GR, HR, HU, IE, IS, IT, LT, LU,
LV, MC, MK, MT, NL, NO, PL, PT, RO, RS, SE, SI, SK,
SM, TR), OAPI (BF, BJ, CF, CG, CI, CM, GA, GN, GQ,
GW, KM, ML, MR, NE, SN, TD, TG).

Published:

— with international search report (Art. 21(3))

(54) Title: HETEROARYL DERIVATIVES AS SEPIAPTERIN REDUCTASE INHIBITORS



(57) Abstract: Inhibitors of sepiapterin reductase of formula (I) or (I'), wherein the substituents are defined as in the claims, and uses of sepiapterin reductase inhibitors in analgesia, treatment of acute and chronic pain, anti-inflammation, and immune cell regulation are disclosed.



HETEROARYL DERIVATIVES AS SEPIAPTERIN REDUCTASE INHIBITORS

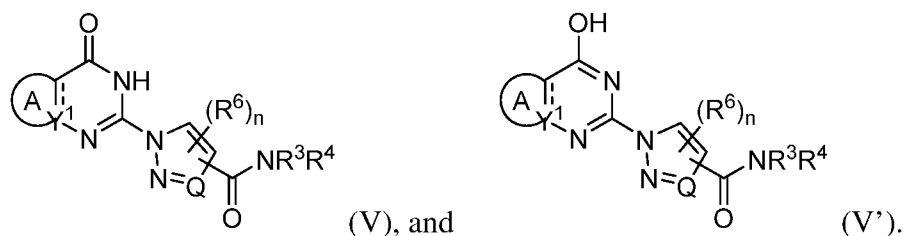
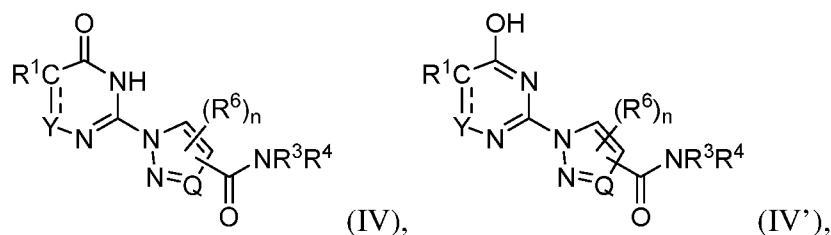
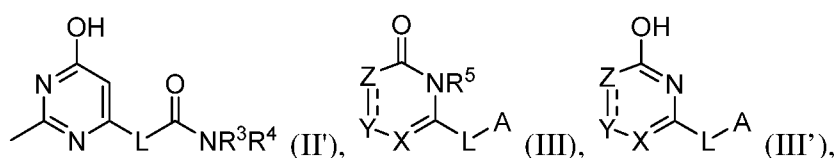
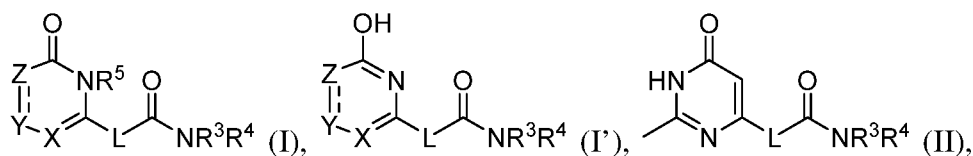
BACKGROUND

[0001] Tetrahydrobiopterin (BH4) is an enzyme cofactor for various aromatic amino acid hydroxylases, including phenylalanine, tyrosine and tryptophan hydroxylases, as well as being an important cofactor for other enzymes such as the nitric oxide synthases (inducible NOS (iNOS), endothelial NOS (eNOS), and neuronal NOS (nNOS)), and alkylglycerol monooxygenase. As such, BH4 is involved in regulating production of various neurotransmitters (e.g., serotonin and dopamine) and nitric oxide. Deficiencies in BH4 are associated with deficiencies in neurotransmitters including serotonin and dopamine. Reduced BH4 production is also associated with reduced pain sensitivity after injury.

[0002] The last step in the de novo pathway for BH4 biosynthesis is conversion of 6-pyruvoyltetrahydropterin to BH4 by the action of sepiapterin reductase. Sepiapterin reductase (SPR) is inhibited by the clinically approved drug sulfasalazine and other sulfa drugs, thereby interfering with the de novo biosynthesis of BH4.

SUMMARY

[0003] Disclosed herein are compounds of formulae I, I', II, II', III, III', IV, IV', V, and V', and pharmaceutically acceptable salts thereof:



[0004] Also disclosed are compositions (e.g., pharmaceutical compositions) comprising one or more of the compounds disclosed herein and a pharmaceutically acceptable carrier.

[0005] Further disclosed are methods of using one or more of the compounds disclosed herein, or a pharmaceutical composition thereof. The methods include methods of inhibiting sepiapterin reductase (SPR), methods of treating a subject suffering from pain, methods of treating a subject suffering from inflammation, and/or methods of treating a subject suffering from an immunological disorder.

[0006] These and other embodiments and features of the present invention will become apparent from the following detailed description of the preferred embodiments.

DETAILED DESCRIPTION

[0007] Disclosed herein are inhibitors of sepiapterin reductase (SPR) and uses of sepiapterin reductase inhibitors in analgesia, treatment of acute and chronic pain, anti-inflammation, and immune cell regulation. In mouse models, administration of an SPR inhibitor reduced pain hypersensitivity and BH4 levels in target tissues (Latremoliere et al., Neuron, 86:1393–1406 (2015)).

[0008] The use of the terms "a," "an," "the," and similar referents in the context of describing the invention (especially in the context of the claims) are to be construed to cover both the singular and the plural, unless otherwise indicated. Recitation of ranges of values herein merely are intended to serve as a shorthand method of referring individually to each separate value falling within the range, unless otherwise indicated herein, and each separate value is incorporated into the specification as if it were individually recited herein. The use of any and all examples, or exemplary language (e.g., "such as") provided herein, is intended to better illustrate the invention and is not a limitation on the scope of the invention unless otherwise claimed. No language in the specification should be construed as indicating any non-claimed element as essential to the practice of the invention.

[0009] As used herein, the term "alkyl" refers to straight chained and branched hydrocarbon groups, including but not limited to, methyl, ethyl, n-propyl, i-propyl, n-butyl, sec-butyl, t-butyl, n-pentyl, 2-methylbutyl, 3-methylbutyl, 2,2-dimethylpropyl, n-hexyl, 2-methylpentyl, 3-methylpentyl, 4-methylpentyl, 2,2-dimethylbutyl, 2,3-dimethylbutyl, 3,3-dimethylbutyl, and 2-ethylbutyl. The term C_{m-n} means the alkyl group has "m" to "n" carbon atoms. The term "alkylene" refers to an alkyl group having a substituent. An alkyl (e.g., methyl), or alkylene (e.g., -CH₂-), group can be substituted with one or more, and

typically one to three, of independently selected halo, trifluoromethyl, trifluoromethoxy, hydroxy, alkoxy, nitro, cyano, alkylamino, or amino groups, for example.

[0010] As used herein, the term "halo" refers to fluoro, chloro, bromo, and iodo. The term "hydroxy" is defined as -OH. The term "alkoxy" is defined as -OR, wherein R is alkyl. The term "amino" is defined as -NH₂, and the term "alkylamino" is defined as -NR₂, wherein at least one R is alkyl and the second R is alkyl or hydrogen. The term "carbamoyl" is defined as -C(=O)NR₂. The term "carboxy" is defined as -C(=O)OH or a salt thereof. The term "nitro" is defined as -NO₂. The term "cyano" is defined as -CN. The term "trifluoromethyl" is defined as -CF₃. The term "trifluoromethoxy" is defined as -OCF₃.

[0011] As used herein, the term "aryl" refers to a monocyclic or polycyclic aromatic group, preferably a monocyclic or bicyclic aromatic group. Examples of aryl groups include, but are not limited to, phenyl, naphthyl, fluorenyl, azulenyl, anthryl, phenanthryl, pyrenyl, biphenyl, and terphenyl. Aryl also refers to bicyclic and tricyclic carbon rings, where one ring is aromatic and the others are saturated, partially unsaturated, or aromatic, for example, dihydronaphthyl, indenyl, indanyl, or tetrahydronaphthyl (tetralinyl). Unless otherwise indicated, an aryl group can be unsubstituted or substituted with one or more, and in particular one to four, groups independently selected from, for example, halo, alkyl, alkenyl, -OCF₃, -NO₂, -CN, -NC, -OH, alkoxy, amino, alkylamino, -CO₂H, -CO₂alkyl, -OCOalkyl, aryl, and heteroaryl.

[0012] As used herein, the term "benzyl" refers to -CH₂-phenyl. Unless otherwise indicated, a benzyl group can be unsubstituted or substituted with one or more, and in particular one to four, groups independently selected from, for example, halo, alkyl, alkenyl, -OCF₃, -NO₂, -CN, -NC, -OH, alkoxy, amino, alkylamino, -CO₂H, -CO₂alkyl, -OCOalkyl, aryl, and heteroaryl.

[0013] As used herein, the term "heterocyclic" refers to a heteroaryl or heterocycloalkyl ring system. As used herein, the term "carbocyclic" refers to an aryl or cycloalkyl ring system.

[0014] As used herein, the term "heteroaryl" refers to a monocyclic or polycyclic ring system (for example, bicyclic) containing one or two aromatic rings and containing at least one nitrogen, oxygen, or sulfur atom in an aromatic ring. Each ring of a heteroaryl group can contain one or two O atoms, one or two S atoms, and/or one to four N atoms, provided that the total number of heteroatoms in each ring is four or less and each ring contains at least one carbon atom. In certain embodiments, the heteroaryl group has from 5 to 20, from 5 to 15, or

from 5 to 10 ring atoms. Examples of monocyclic heteroaryl groups include, but are not limited to, furanyl, imidazolyl, isothiazolyl, isoxazolyl, oxadiazolyl, oxazolyl, pyrazinyl, pyrazolyl, pyridazinyl, pyridyl, pyrimidinyl, pyrrolyl, thiadiazolyl, thiazolyl, thienyl, tetrazolyl, triazinyl, and triazolyl. Examples of bicyclic heteroaryl groups include, but are not limited to, benzofuranyl, benzimidazolyl, benzoisoxazolyl, benzopyranyl, benzothiadiazolyl, benzothiazolyl, benzothienyl, benzothiophenyl, benzotriazolyl, benzoxazolyl, furopyridyl, imidazopyridinyl, imidazothiazolyl, indoliziny, indolyl, indazolyl, isobenzofuranyl, isobenzothienyl, isoindolyl, isoquinolinyl, isothiazolyl, naphthyridinyl, oxazolopyridinyl, phthalazinyl, pteridinyl, purinyl, pyridopyridyl, pyrrolopyridyl, quinolinyl, quinoxalinyl, quiazolinyl, thiadiazolopyrimidyl, and thienopyridyl. Unless otherwise indicated, a heteroaryl group can be unsubstituted or substituted with one or more, and in particular one to four, substituents selected from, for example, halo, alkyl, alkenyl, -OCF₃, -NO₂, -CN, -NC, -OH, alkoxy, amino, alkylamino, -CO₂H, -CO₂alkyl, -OCOalkyl, aryl, and heteroaryl.

[0015] As used herein, the term "cycloalkyl" means a monocyclic or polycyclic (e.g., bicyclic), saturated or partially unsaturated, ring system containing three or more (e.g., three to twelve or three to eight) carbon atoms, including cyclopropyl, cyclobutyl, cyclopentyl, cyclohexyl, cycloheptyl, and cyclooctyl, optionally substituted with one or more, and typically one to three, of independently selected halo, trifluoromethyl, trifluoromethoxy, hydroxy, alkoxy, nitro, cyano, alkylamino, or amino groups, for example.

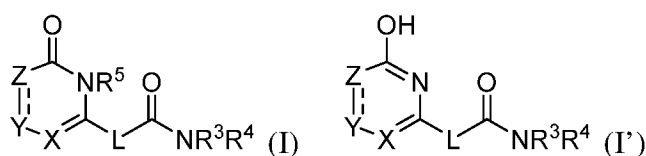
[0016] As used herein, the term "heterocycloalkyl" means a monocyclic or polycyclic (e.g., bicyclic), saturated or partially unsaturated, ring system containing 3 or more (e.g., 4 to 12) total atoms, of which one to five of the atoms are independently selected from nitrogen, oxygen, and sulfur and the remaining atoms are carbon. Nonlimiting examples of heterocycloalkyl groups are azetidiny, pyrrolidinyl, piperidinyl, piperazinyl, dihydropyrrolyl, morpholinyl, thiomorpholinyl, dihydropyridinyl, oxacycloheptyl, dioxacycloheptyl, thiacycloheptyl, diazacycloheptyl, each optionally substituted with one or more, and typically one to three, of independently selected halo, C₁₋₆ alkyl, C₁₋₆ alkoxy, cyano, amino, carbamoyl, nitro, carboxy, C₂₋₇ alkenyl, C₂₋₇ alkynyl, or the like on an atom of the ring.

[0017] The compounds disclosed herein include all pharmaceutically acceptable isotopically-labeled compounds wherein one or more atoms of the compounds disclosed herein are replaced by atoms having the same atomic number, but an atomic mass or mass number different from the atomic mass or mass number usually found in nature, examples of which include isotopes of hydrogen, such as ²H and ³H. In some cases, one or more hydrogen atoms of the compounds disclosed herein are specifically ²H (deuterium).

Isotopically-labeled compounds as disclosed herein can generally be prepared by conventional techniques known to those skilled in the art or by processes analogous to those described in the accompanying examples and schemes using an appropriate isotopically-labeled reagent in place of the non-labeled reagent previously employed.

[0018] Certain of the compounds as disclosed herein may exist as stereoisomers (i.e., isomers that differ only in the spatial arrangement of atoms) including optical isomers and conformational isomers (or conformers). The compounds disclosed herein include all stereoisomers, both as pure individual stereoisomer preparations and enriched preparations of each, and both the racemic mixtures of such stereoisomers as well as the individual diastereomers and enantiomers that may be separated according to methods that are known to those skilled in the art. Additionally, the compounds disclosed herein include all tautomeric forms of the compounds.

[0019] In one aspect, the disclosure provides a compound of formula I or I', or a pharmaceutically acceptable salt thereof:



wherein:

== is an optional double bond;

Z is CR¹ or NR¹, or if the double bond is present, then Z is CR¹ or N;

Y is NR² or CR², or if the double bond is present, then Y is N or CR²;

X is N or CR^{5a};

R¹ and R², taken together with the atoms to which they are attached form a 4-, 5-, 6-, or 7-membered ring; or

R¹ and R² are independently selected from the group consisting of H, C₁₋₅alkyl, C₃₋₅cycloalkyl, C₁₋₅haloalkyl, and halo;

R⁵ and R^{5a} are independently selected from the group consisting of H and C₁₋₅alkyl;

L is heteroaryl-C₀₋₅alkylene-, aryl-C₀₋₅alkylene-, -S-C₁₋₅alkylene-aryl, -S-C₁₋₅alkylene-heteroaryl, -C₁₋₅alkylene-S-aryl, or -C₁₋₅alkylene-S-heteroaryl;

R³ and R⁴, taken together with nitrogen atom to which they are attached form a 3-, 4-, 5-, 6-, or 7-membered monocyclic ring or 6-, 7-, 8-, 9-, 10-, 11-, 12-, 13-, or 14-membered spiro, fused, and/or bridged polycyclic (e.g., bicyclic) ring; or

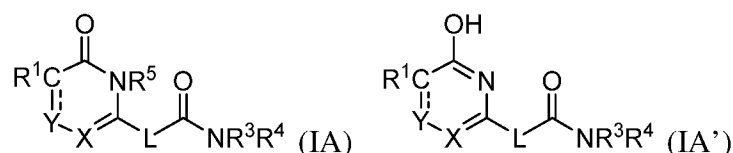
R³ is selected from the group consisting of H, C₁₋₅alkyl, C₃₋₁₀cycloalkyl, C₁₋₅haloalkyl, aryl, heteroaryl, and C₁₋₅alkylene-G,

R^4 is selected from the group consisting of C_{1-5} alkyl, C_{3-10} cycloalkyl, C_{1-5} haloalkyl, aryl, heteroaryl, and C_{1-5} alkylene-G; and

each G is independently selected from the group consisting of CN, aryl, heteroaryl, cycloalkyl, and heterocycloalkyl.

[0020] In some embodiments, the compound of formula I does not include a compound having a structure as recited in Table D, below.

[0021] In some embodiments, the disclosure provides a compound having a formula IA or IA':

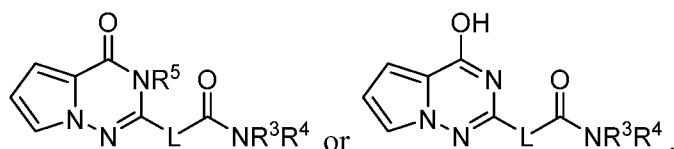
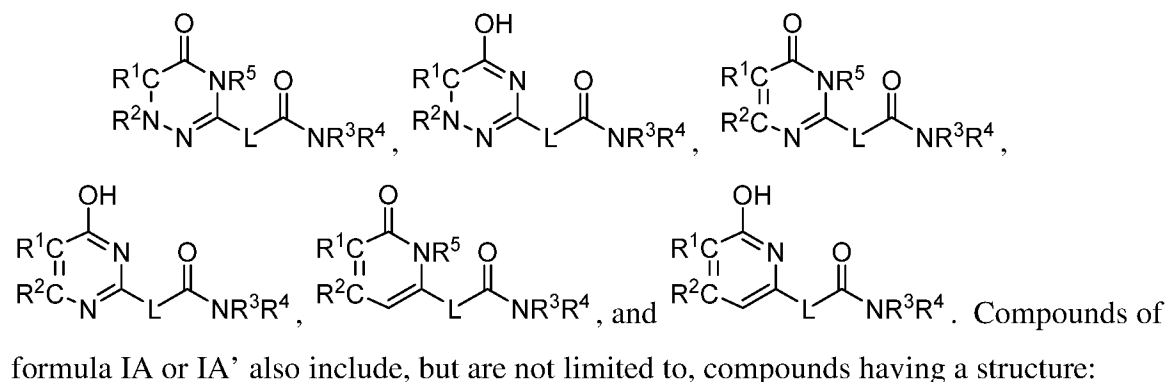


wherein:

Y is NR² or CR², or if the double bond is present, then Y is CR²; and

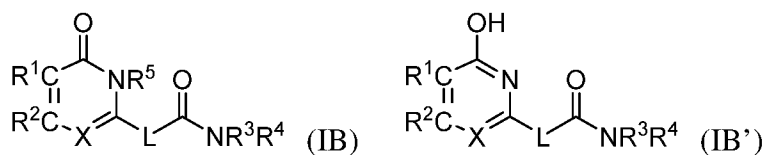
R¹ and R², taken together with the atoms to which they are attached form a 4-, 5-, 6-, or 7-membered ring.

[0022] Compounds of formula IA or IA' include, but are not limited to, compounds having a structure selected from the group consisting of:



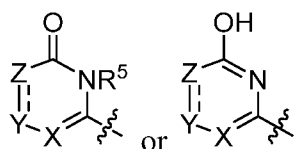
[0023] In some embodiments, R¹ and R², taken together with the atoms to which they are attached form a heteroaryl ring, an aryl ring, a heterocycloalkyl ring, or a cycloalkyl ring. In some embodiments, R¹ and R², taken together with the atoms to which they are attached form a pyrrole ring, a cyclopentene ring, a thiophene ring, a dihydrofuran ring, a cyclohexene ring, a pyrazole ring, a thiazole ring, a benzene ring, an imidazole ring, or a cyclobutene ring.

[0024] In some embodiments, the disclosure provides a compound having a formula IB or IB':

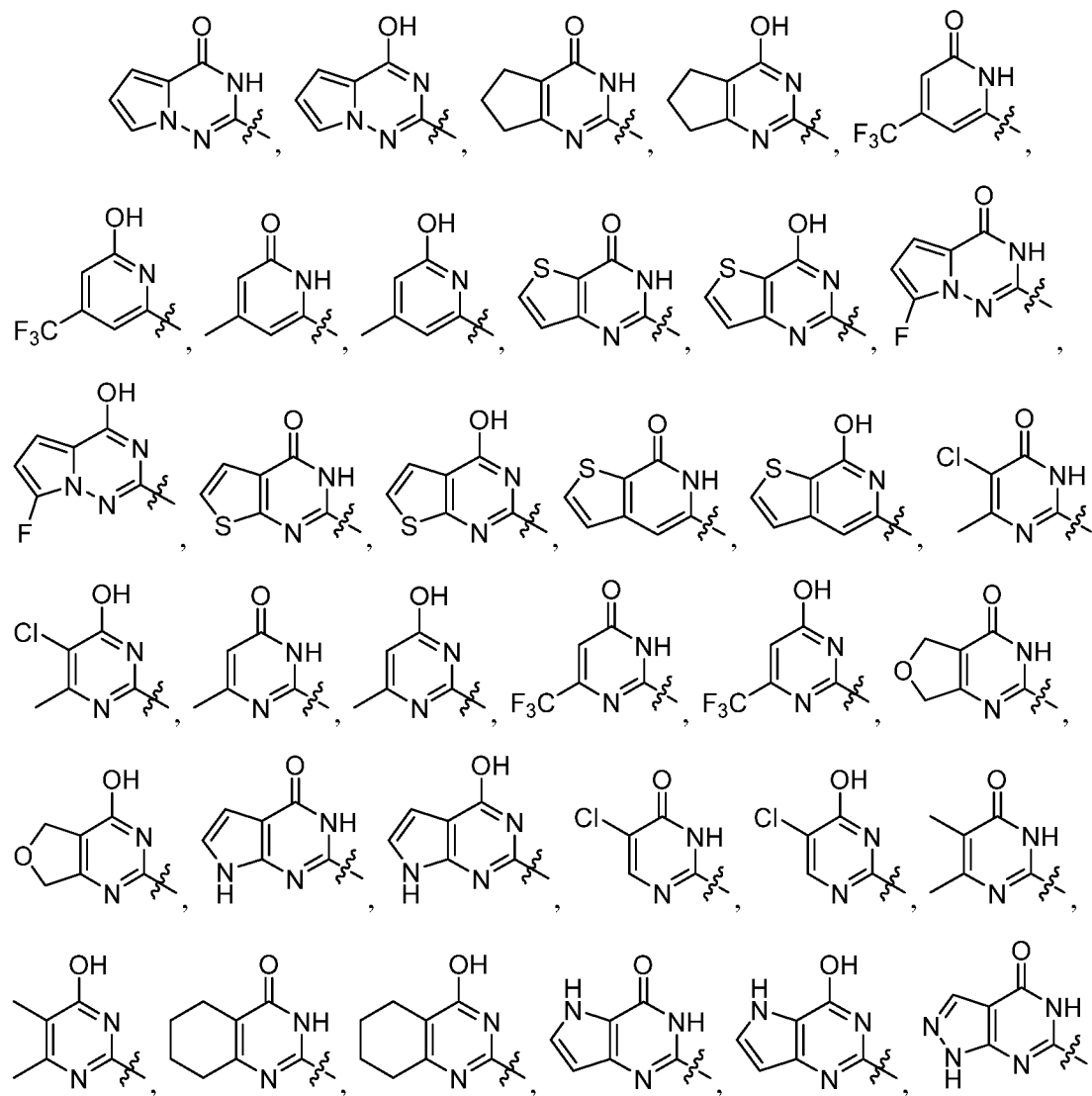


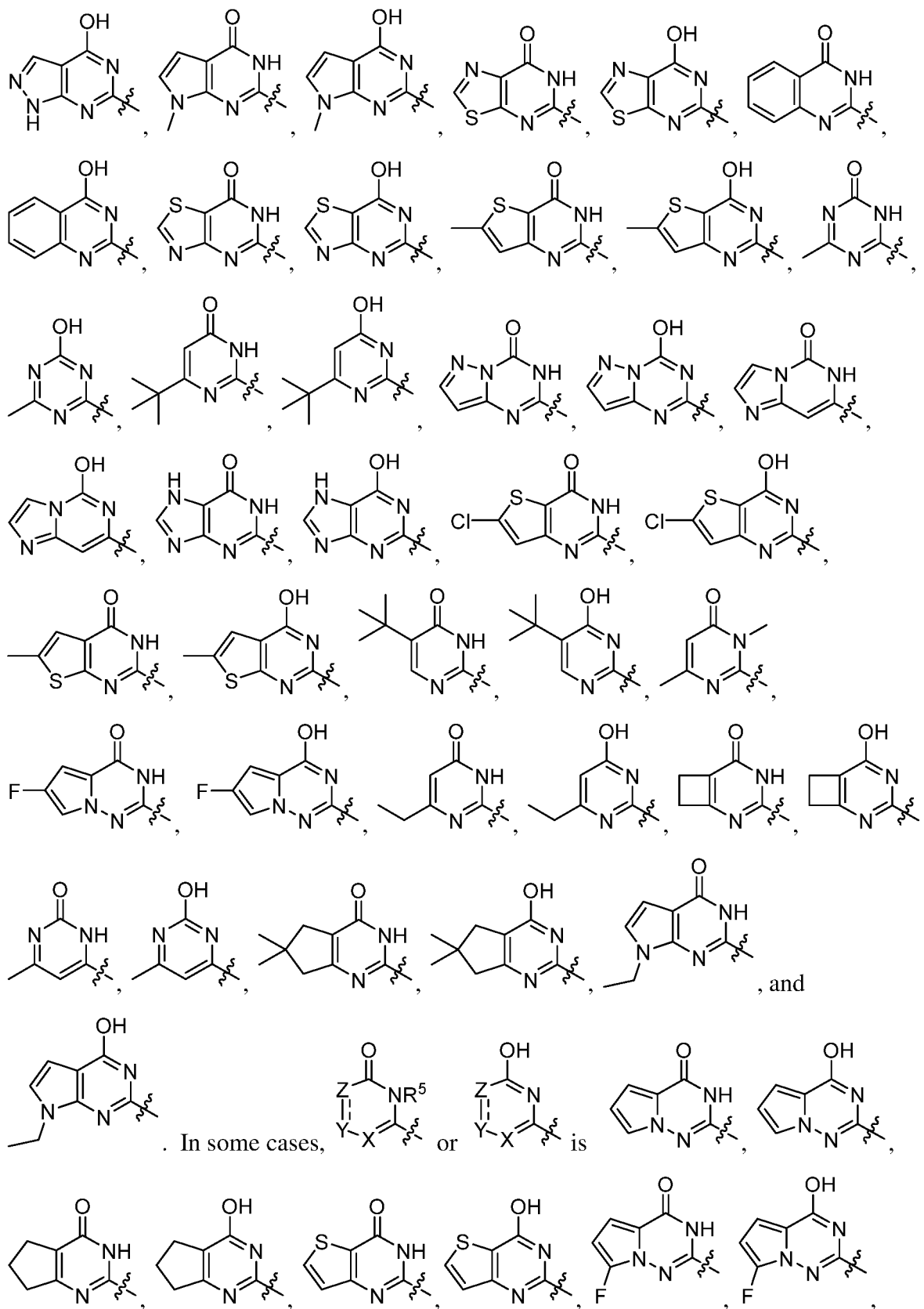
wherein R¹ and R² are independently selected from the group consisting of H, C₁₋₅alkyl, C₃₋₅cycloalkyl, C₁₋₅haloalkyl, and halo.

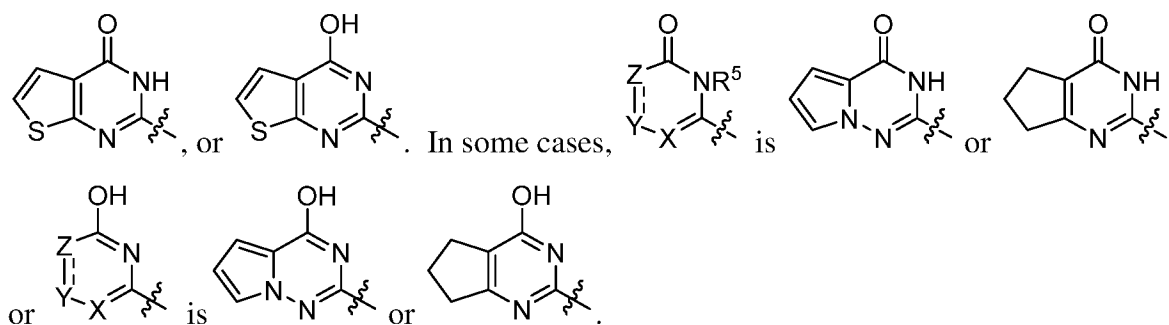
[0025] In some embodiments,



is selected from the group consisting of:

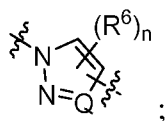






[0026] In some embodiments, L is -S-C₁₋₅alkylene-aryl, -S-C₁₋₅alkylene-heteroaryl, -C₁₋₅alkylene-S-aryl, or -C₁₋₅alkylene-S-heteroaryl. In other embodiments, L is aryl-C₁₋₅alkylene- or heteroaryl-C₁₋₅alkylene-. In still other embodiments, L is heteroaryl or aryl, such as, but not limited to a 5- or 6-membered heteroaryl ring. Suitable L groups include, but are not limited to, pyrazolyl, triazolyl, thiazolyl, pyridinyl, imidazolyl, phenyl, thiophenyl, pyrrolyl, and indolyl.

[0027] In some embodiments, L is

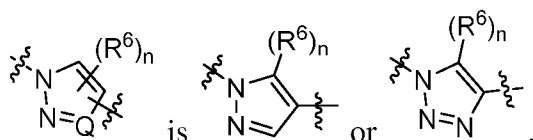


n is 0 or 1;

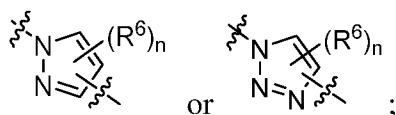
Q is CH, CR⁶, or N;

each R⁶ is selected from the group consisting of C₁₋₅alkyl, C₃₋₅cycloalkyl, heterocycloalkyl, C₁₋₅haloalkyl, halo, benzyl, C₁₋₅haloalkylene-OH, C₁₋₅alkylene-CN, C₁₋₅alkoxy, C₁₋₅haloalkoxy, aryloxy, heteroaryloxy, CN, OH, -NHR¹¹, -NR¹¹CO₂R^{11a}, -SO₂R¹¹, -SO₂NHR¹¹, -SOR¹¹, -CO₂R¹¹, -CONHR¹¹, aryl, and heteroaryl; and

R¹¹ and R^{11a} are each independently selected from the group consisting of H, C₁₋₅alkyl, C₁₋₅haloalkyl, -C₀₋₅alkylene-C₃₋₆cycloalkyl, -C₀₋₅alkylene-heterocycloalkyl, -C₀₋₅alkylene-aryl, and -C₀₋₅alkylene-heteroaryl. In some cases,



[0028] In some embodiments, L is

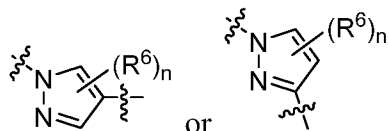


n is 0, 1, or 2;

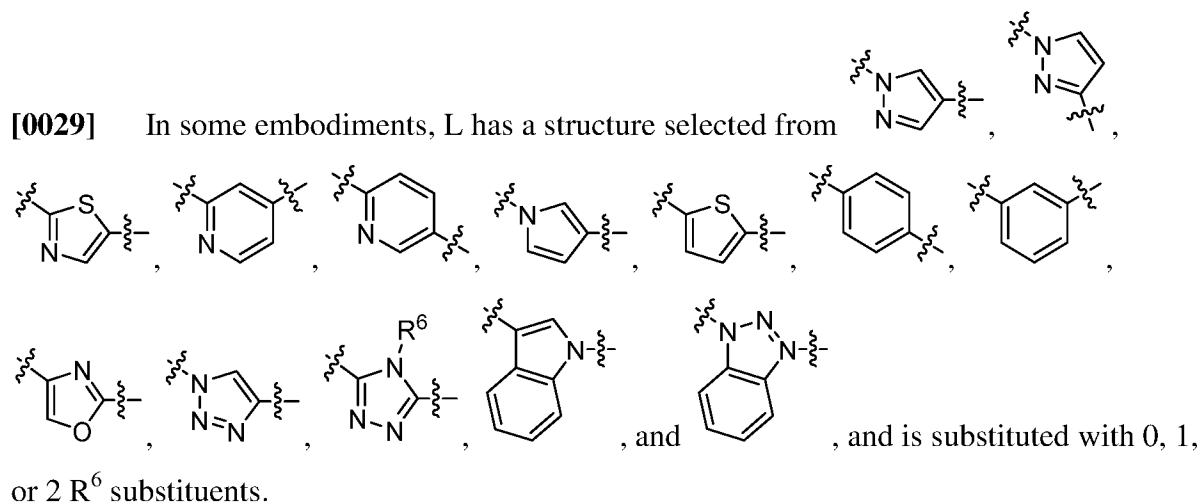
R⁶ is selected from the group consisting of C₁₋₅alkyl, C₃₋₅cycloalkyl, heterocycloalkyl,

C₁₋₅haloalkyl, halo, benzyl, C₁₋₅haloalkylene-OH, C₁₋₅alkylene-CN, C₁₋₅alkoxy, C₁₋₅haloalkoxy, aryloxy, heteroaryloxy, CN, OH, -NHR¹¹, -NR¹¹CO₂R^{11a}, -SO₂R¹¹, -SO₂NHR¹¹, -SOR¹¹, -CO₂R¹¹, -CONHR¹¹, aryl, and heteroaryl; and

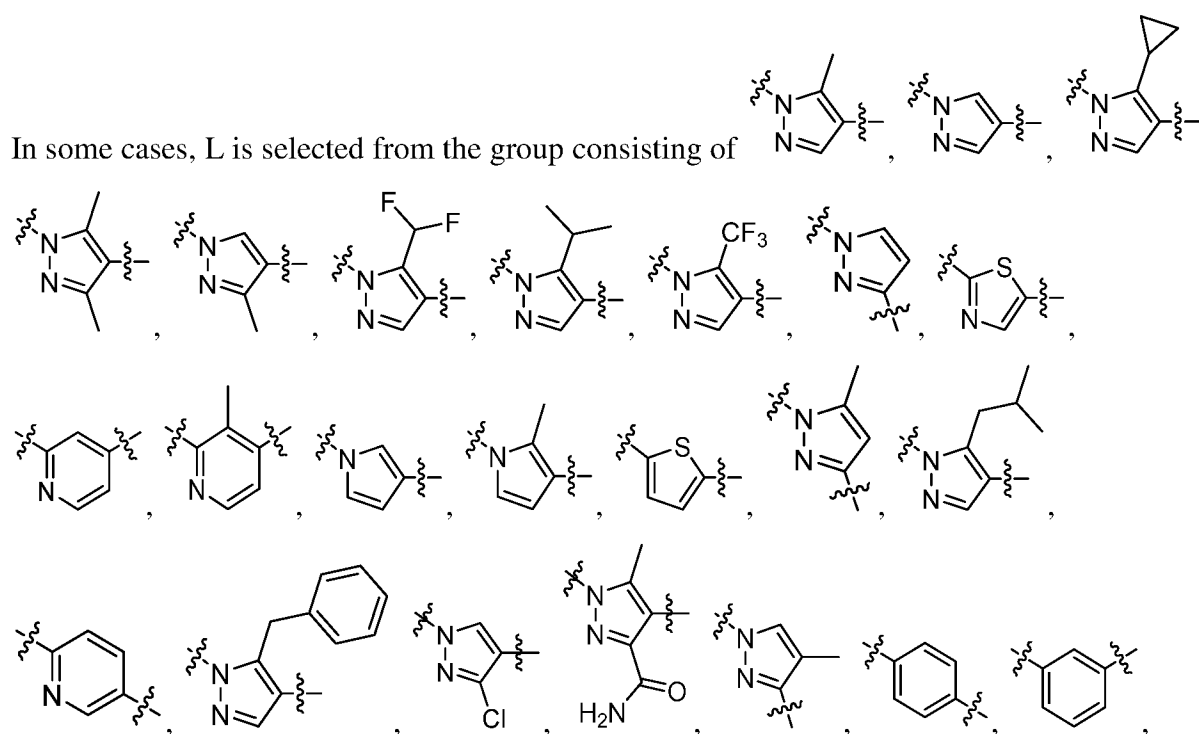
R¹¹ and R^{11a} are each independently selected from the group consisting of H, C₁₋₅alkyl, C₁₋₅haloalkyl, -C₀₋₅alkylene-C₃₋₆cycloalkyl, -C₀₋₅alkylene-heterocycloalkyl, -C₀₋₅alkylene-aryl, and -C₀₋₅alkylene-heteroaryl. Suitable L groups include, but are not limited to,

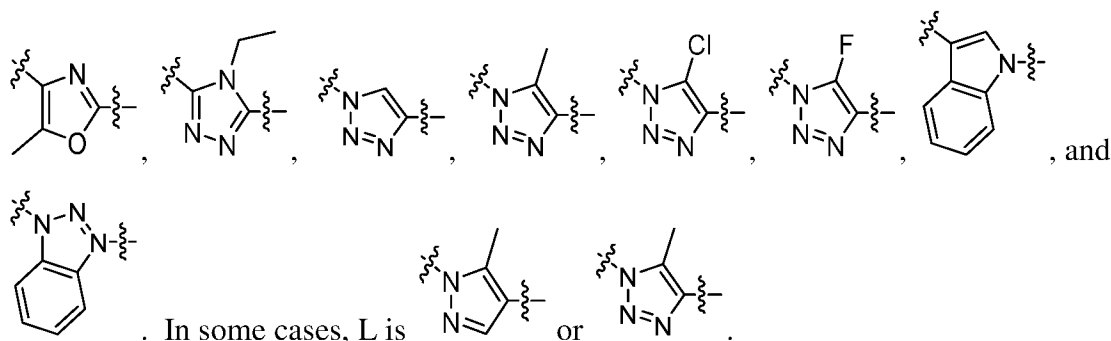


[0029] In some embodiments, L has a structure selected from

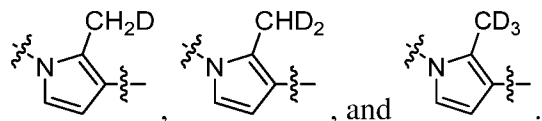
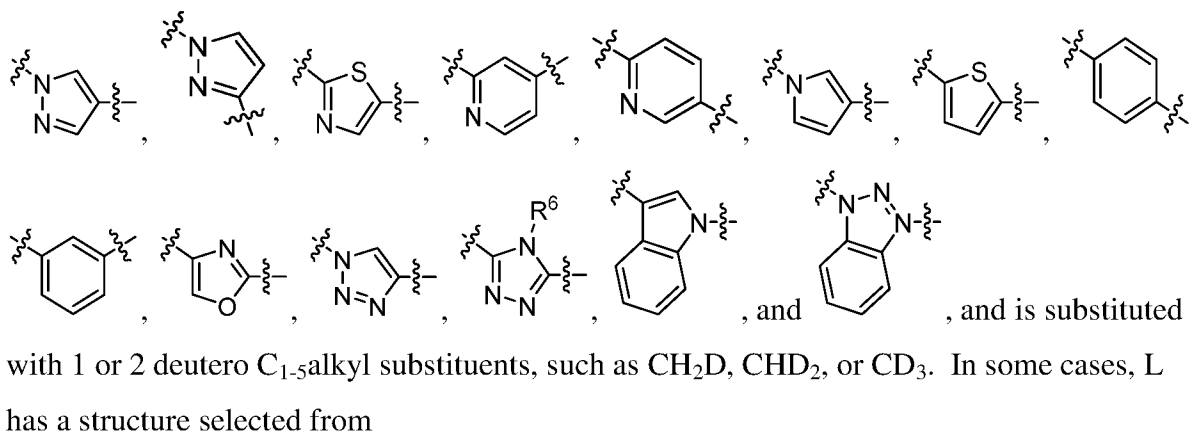


In some cases, L is selected from the group consisting of



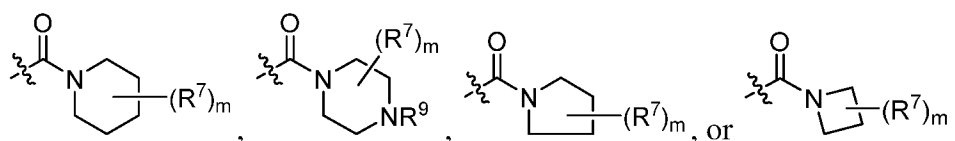


[0030] In some cases, one or more hydrogen atoms of the L groups disclosed herein are replaced with ²H (deuterium). In some cases, L has a structure selected from



[0031] In some embodiments, R³ and R⁴, taken together with the nitrogen atom to which they are attached form a 3-, 4-, 5-, 6-, or 7-membered ring, including, but not limited to, piperidinyl, pyrrolidinyl, azetidiny, piperazinyl, morpholinyl, thiomorpholinyl, aziridinyl, oxaziridinyl, imidazolidinyl, pyrazolidinyl, oxazolidinyl, isoxazolidinyl, thiazolidinyl, isothiazolidinyl, azepanyl, diazepanyl, or diazabicycloheptane.

[0032] In some embodiments, is



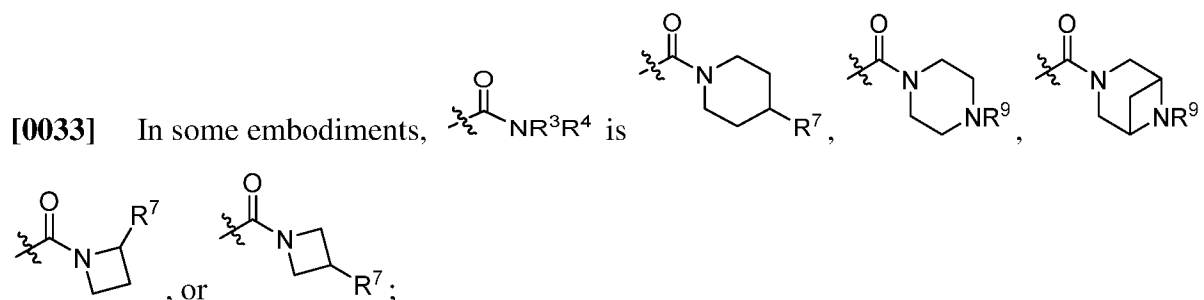
m is 0, 1, 2, or 3;

R⁷ and R⁹ are each independently selected from the group consisting of halo, C₁₋₅alkyl, C₃₋₅cycloalkyl, heterocycloalkyl, C₁₋₅haloalkyl, C₁₋₅haloalkylene-OH, C₁₋₅alkylene-CN, C₁₋₅alkoxy, C₁₋₅haloalkoxy, aryloxy, heteroaryloxy, CN, OH, -NHR⁸, -NR⁸CO₂R^{8a}, -SO₂R⁸, -CO₂R⁸, -CONHR⁸, aryl, and heteroaryl, or

two R^7 groups, together with the carbon atom(s) to which they are attached, form a 3-, 4-, 5-, 6-, 7-, or 8-membered cycloalkyl, a 3-, 4-, 5-, 6-, 7-, or 8-membered heterocycloalkyl, aryl, or a 5- or 6-membered heteroaryl ring; and

R^8 and R^{8a} are each independently selected from the group consisting of H, C_{1-5} alkyl, C_{1-5} haloalkyl, $-C_{0-5}$ alkylene- C_{3-6} cycloalkyl, $-C_{0-5}$ alkylene-heterocycloalkyl, $-C_{0-5}$ alkylene-aryl, and $-C_{0-5}$ alkylene-heteroaryl; or

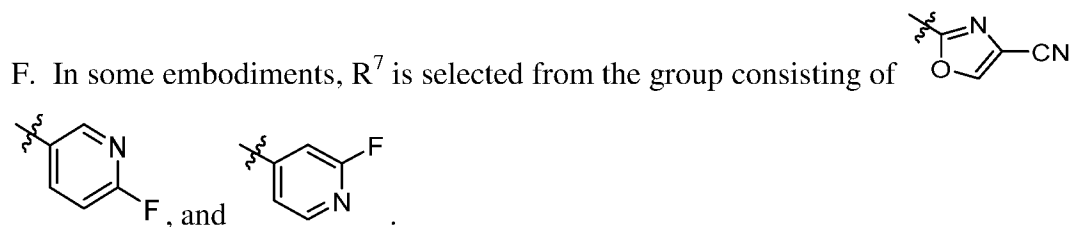
one R^7 group and R^9 , together with the atoms to which they are attached, form a 5- or 6-membered heterocycloalkyl or heteroaryl ring.



R^7 and R^9 are each independently selected from the group consisting of halo, C_{1-5} alkyl, C_{3-5} cycloalkyl, heterocycloalkyl, C_{1-5} haloalkyl, C_{1-5} haloalkylene-OH, C_{1-5} alkylene-CN, C_{1-5} alkoxy, C_{1-5} haloalkoxy, aryloxy, heteroaryloxy, CN, OH, $-\text{NHR}^8$, $-\text{NR}^8\text{CO}_2\text{R}^{8a}$, $-\text{SO}_2\text{R}^8$, $-\text{CO}_2\text{R}^8$, $-\text{CONHR}^8$, aryl, and heteroaryl; and

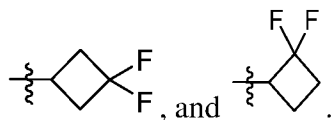
R^8 and R^{8a} are each independently selected from the group consisting of H, C_{1-5} alkyl, C_{1-5} haloalkyl, $-C_{0-5}$ alkylene- C_{3-6} cycloalkyl, $-C_{0-5}$ alkylene-heterocycloalkyl, $-C_{0-5}$ alkylene-aryl, and $-C_{0-5}$ alkylene-heteroaryl.


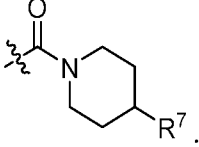
[0034] In some embodiments, R^7 or R^9 is selected from the group consisting of C_{3-5} cycloalkyl, heterocycloalkyl, aryloxy, heteroaryloxy, aryl, and heteroaryl. In some embodiments, R^7 is oxazolyl or pyridinyl, each of which is optionally substituted with CN or


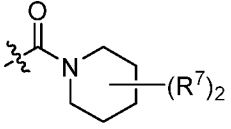
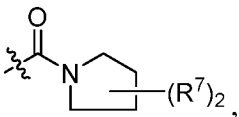


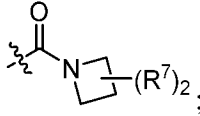

[0035] In some embodiments, R^9 is C_{3-5} cycloalkyl. In some embodiments, R^9 is cyclopropyl or cyclobutyl, each of which is optionally substituted with 1, 2, 3, or 4 F atoms.

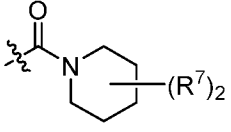
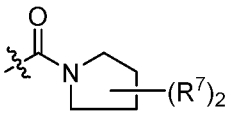
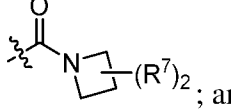
In some embodiments, wherein R^9 is selected from the group consisting of ,



[0036] In some embodiments,  NR^3R^4 is .

[0037] In some embodiments,  NR^3R^4 is , , or

; and the two R^7 groups are present on adjacent carbon atoms, and in some cases, the two R^7 groups form a 4-, 5-, 6-, or 7-membered heterocyclic group or carbocyclic group with the carbon atoms to which they are attached. In some embodiments,  NR^3R^4

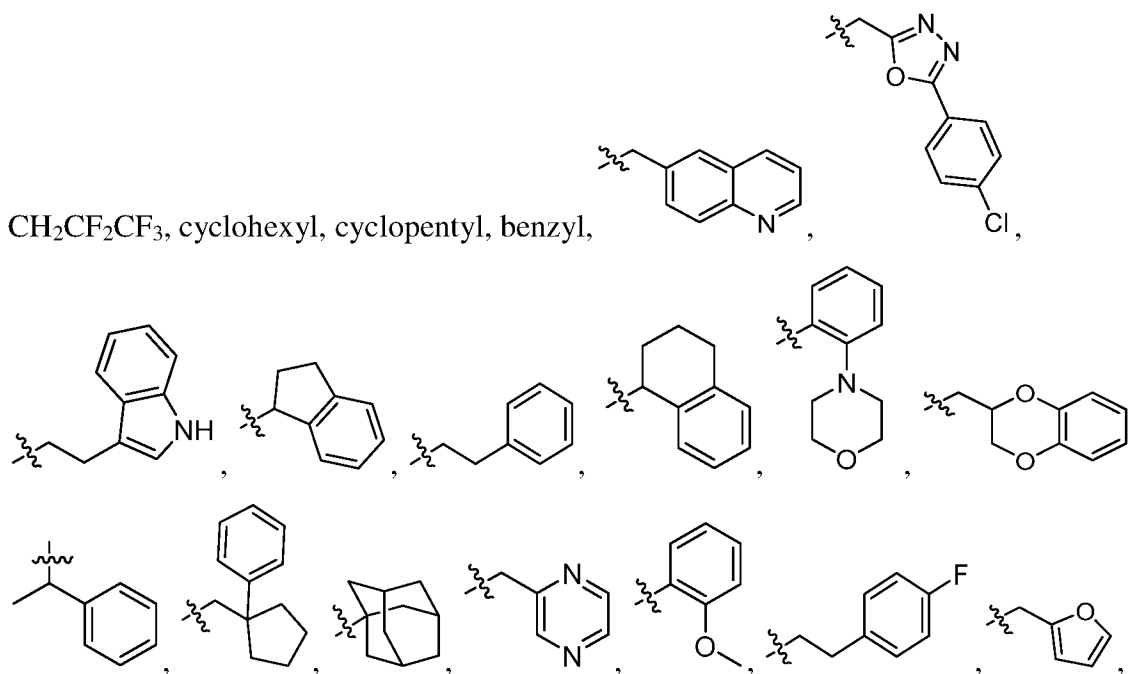
is , , or ; and the two R^7 groups are present on the same carbon atom, and in some cases, the two R^7 groups form a 3-, 4-, 5-, 6-, or 7-membered heterocycloalkyl group or cycloalkyl group with the carbon atom to which they are attached.

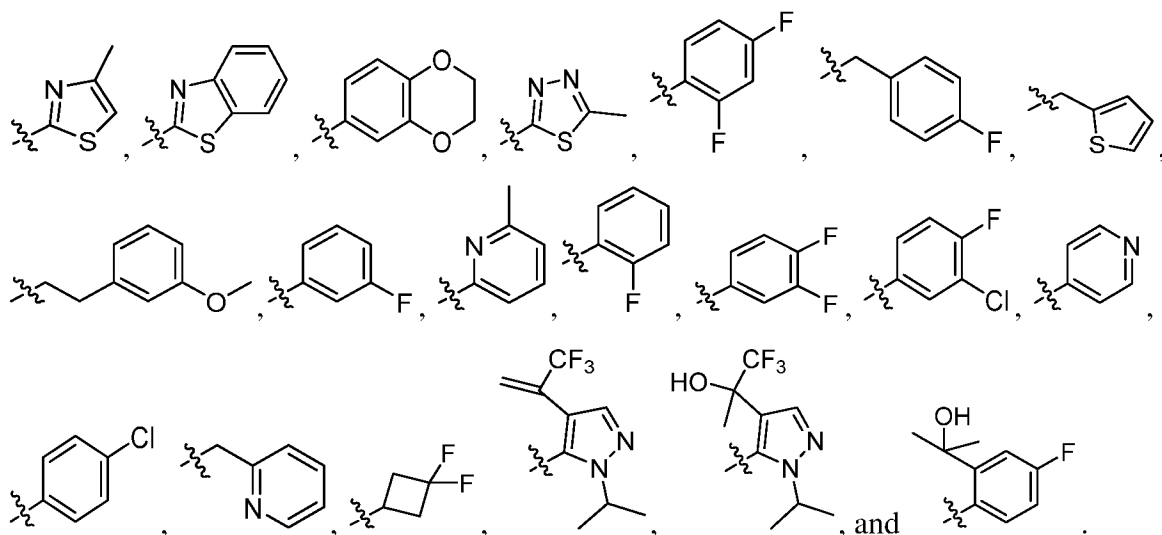
[0038] In some embodiments, at least one R^7 or R^9 is F, CF_3 , CH_3 , CH_2CH_3 , $-CH_2CF_3$, cyclopropyl, 1-cyano-cyclopropyl, CN, $-C(CH_3)_2CN$, $-CH(CN)CH_2CH_3$, 3,3-difluoropyrrolidine, $-OH$, $-OCH_3$, $-OCH_2CH_3$, $-OCH_2CF_3$, $-C(OH)(CF_3)_2$, $-C(OH)CH_3CF_3$, $-CO_2C(CH_3)_3$, $-CONHC(CH_3)_3$, $-N(CH_3)CO_2C(CH_3)_3$, phenoxy, phenylsulfonyl, 3,4-difluorobenzenesulfonyl, phenyl, fluorophenyl, difluorophenyl, cyanophenyl, indolyl, difluoropyrrolidinyl, or benzothiazolyl, or two R^7 groups, together with the carbon atoms to which they are attached, form a fused benzene ring. In some embodiments, at least one R^7 is 3-indolyl, 6-fluoro-3-indolyl, N-methyl-3-indolyl, 4-indolyl, 2-benzothiazolyl, or 5-fluoro-2-benzothiazolyl.

[0039] In some embodiments, R^9 is $-C_{0-5}$ alkylene-aryl. In some embodiments, R^9 is 2,4-difluorophenyl, 5-fluorophenyl, phenyl, or 2-chlorophenyl.

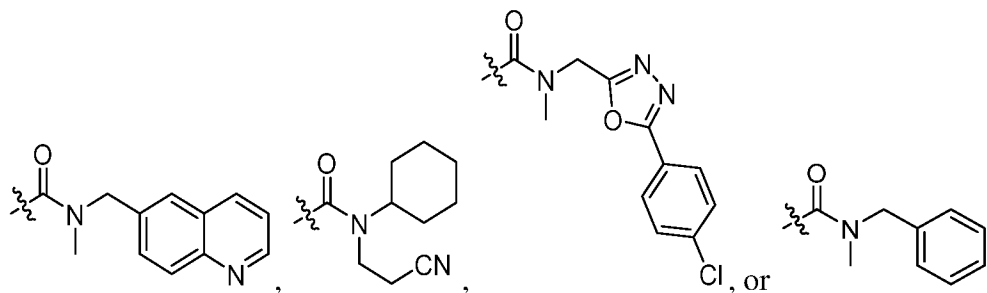
[0040] In some embodiments, R^3 and R^4 , taken together with the nitrogen atom to which they are attached form a 6-, 7-, 8-, 9-, 10-, 11-, 12-, 13-, or 14-membered spiro, fused, or bridged polycyclic (e.g., bicyclic ring). Suitable 6- to 14-membered spiro, fused, or bridged bicyclic rings include, but are not limited to, 10-azabicyclodecane, 9-azabicyclononane, 8-azabicyclooctane (e.g., 8-azabicyclo[3.2.1]octane), azabicycloheptane (e.g., 7-azabicycloheptane), 3-azabicyclohexane (e.g., 3-azabicyclo[3.1.0]hexane), diazabicyclononane (e.g., 1,4-diazabicyclo[4.3.0]nonane), diazabicyclooctane, diazabicycloheptane, diazaspirononane, azaspirononane, diazaspirooctane, azaspirooctane, spiro[isobenzofuran-piperidine, diazaspirononane, azaspiroheptane, octahydrocyclopenta[*b*]pyrrole, or octahydrocyclopenta[*c*]pyrrole. In some embodiments, the 6- to 14-membered spiro, fused, or bridged polycyclic (e.g, bicyclic) ring is substituted with one or two substituents independently selected from the group consisting of halo, C_{1-5} alkyl, C_{1-5} haloalkyl, C_{1-5} alkoxy, aryloxy, heteroaryloxy, CN, OH, $-SO_2R^{10}$, $-CO_2R^{10}$, $-CONHR^{10}$, C_{3-5} cycloalkyl, oxo, aryl, and heteroaryl; and R^{10} is selected from the group consisting of H, C_{1-5} alkyl, $-C_{0-5}$ alkylene-aryl, and $-C_{0-5}$ alkylene-heteroaryl. In some embodiments, at least one substituent of the 6- to 14-membered spiro, fused, or bridged polycyclic (e.g., bicyclic) ring is cyclopropyl, F, $-CO_2C(CH_3)_3$, $-CH_2CF_3$, CF_3 , fluorophenyl, cyanophenyl, OH, or phenyl.

[0041] In some embodiments, R^3 is selected from the group consisting H, CH_3 , $-CH_2CH_3$, $-CH_2CH_2CH_3$, $-CH(CH_3)_2$, $-CH_2CF_3$, $-CH_2CH_2CN$, $-CH_2CH(OH)CF_3$, and benzyl; and R^4 is selected from the group consisting of CH_3 , $-CH_2CH_3$, $-CH_2CH_2CH_3$, $-CH_2CH_2CF_3$, $-CH_2CF_2CF_3$, cyclohexyl, cyclopentyl, benzyl,

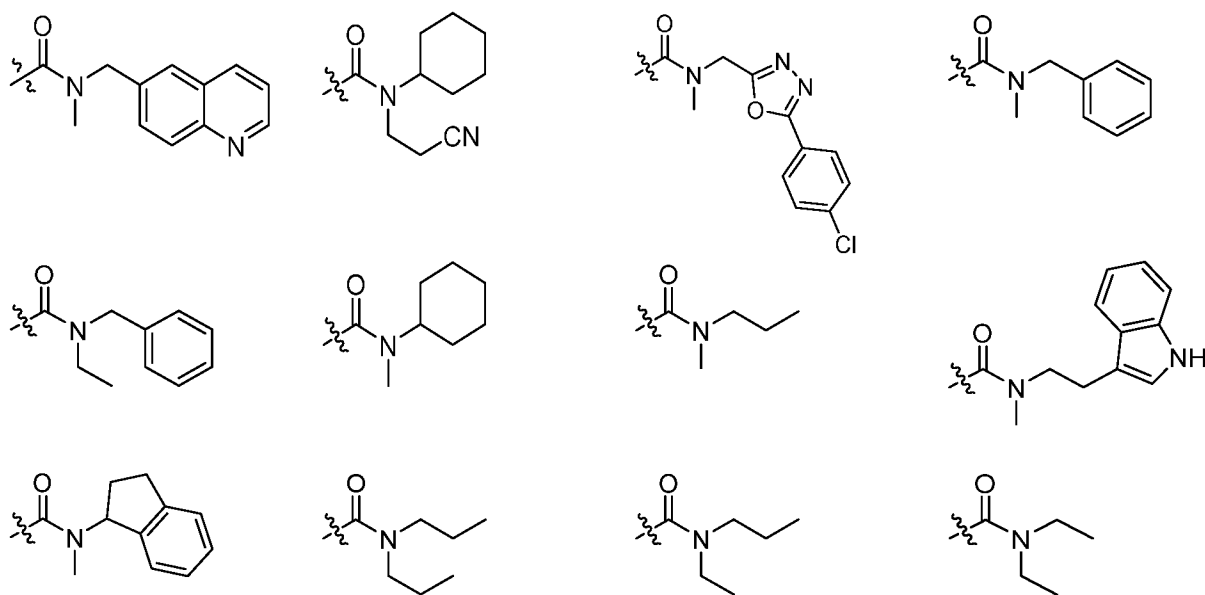


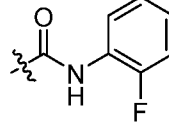
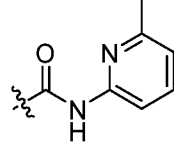
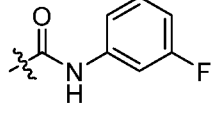
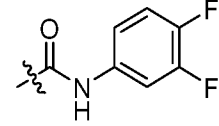
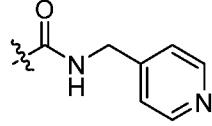
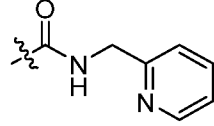
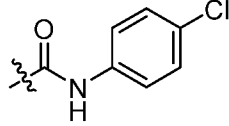
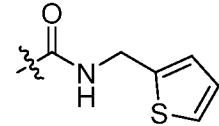
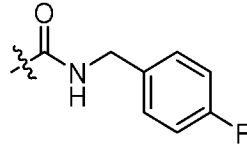
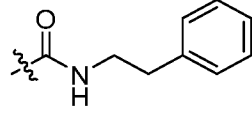
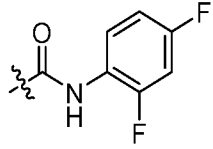
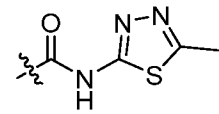
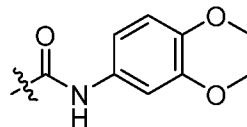
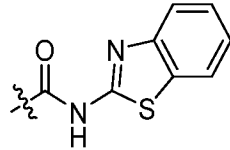
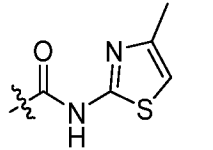
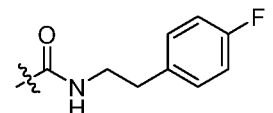
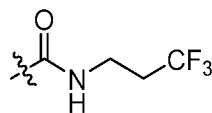
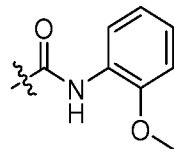
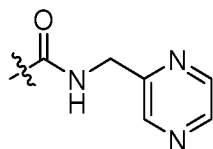
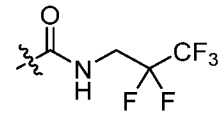
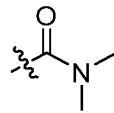
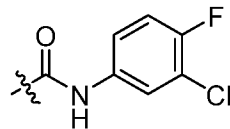
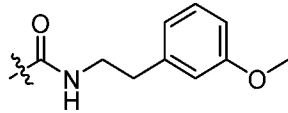
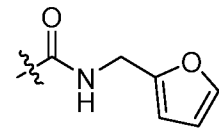
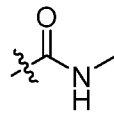
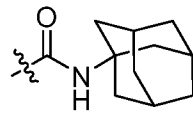
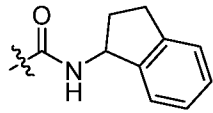
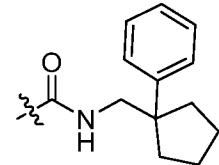
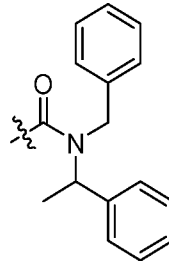
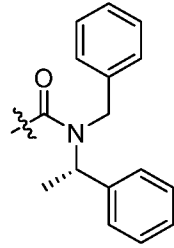
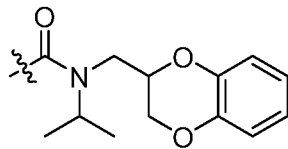
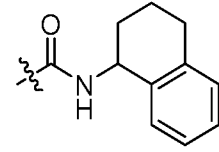
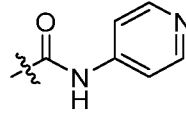
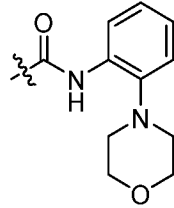
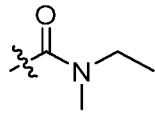
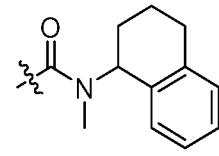
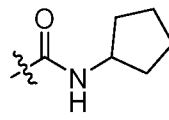
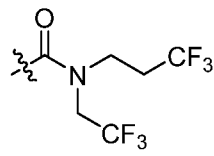
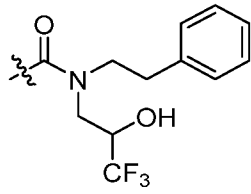


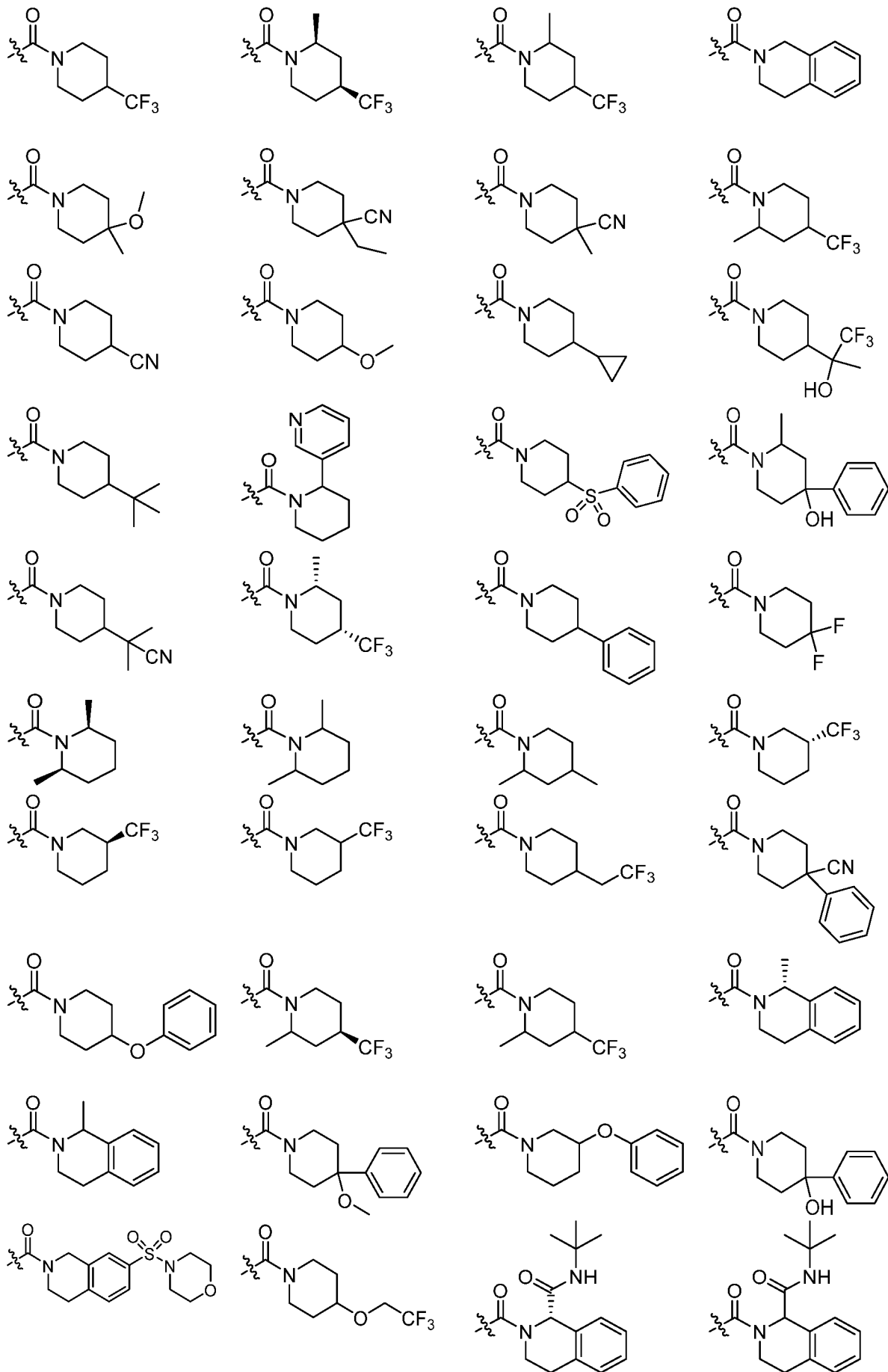
[0042] In some embodiments, NR^3R^4 is

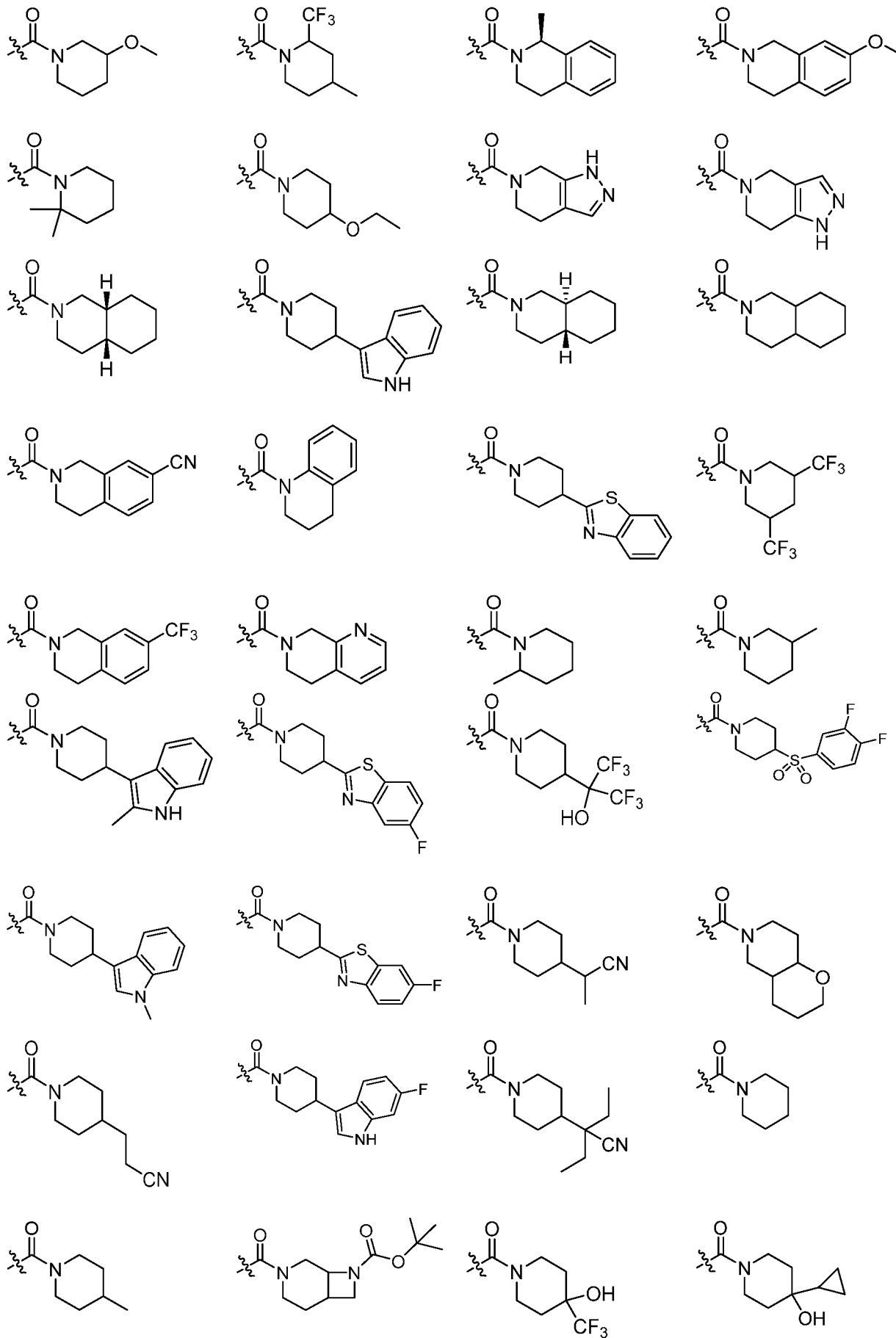


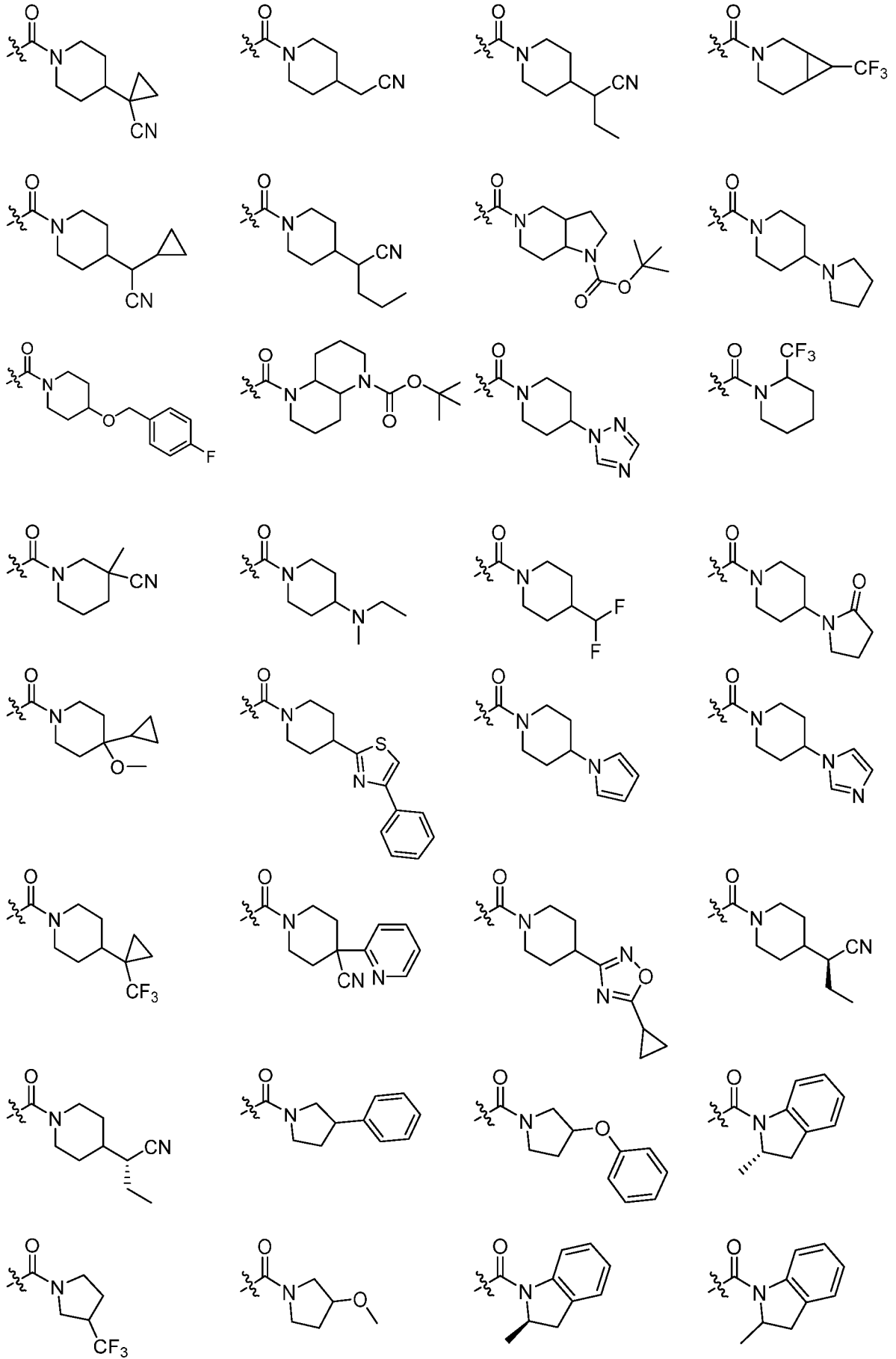
[0043] Suitable NR^3R^4 groups also include, but are not limited to, the following:

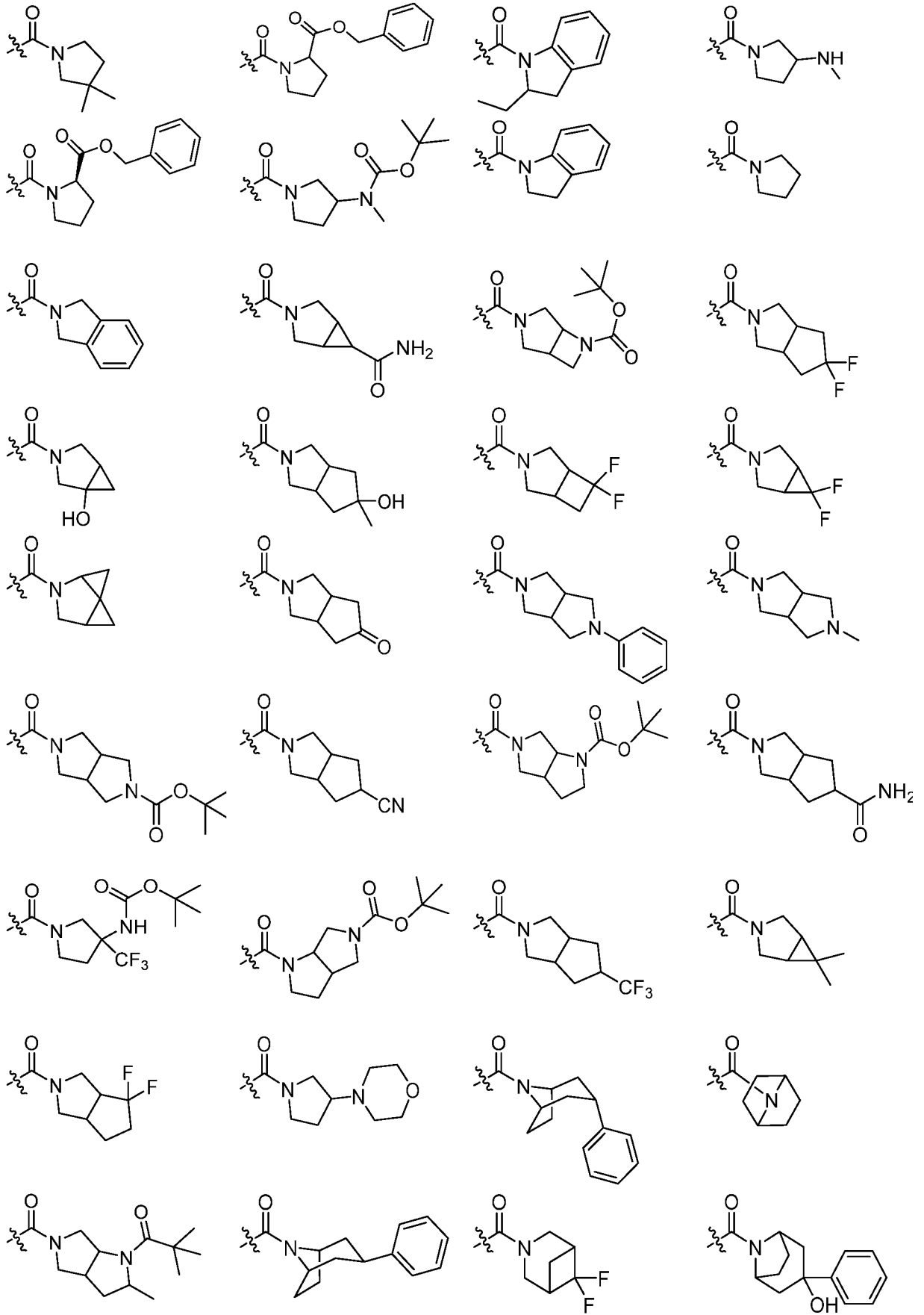


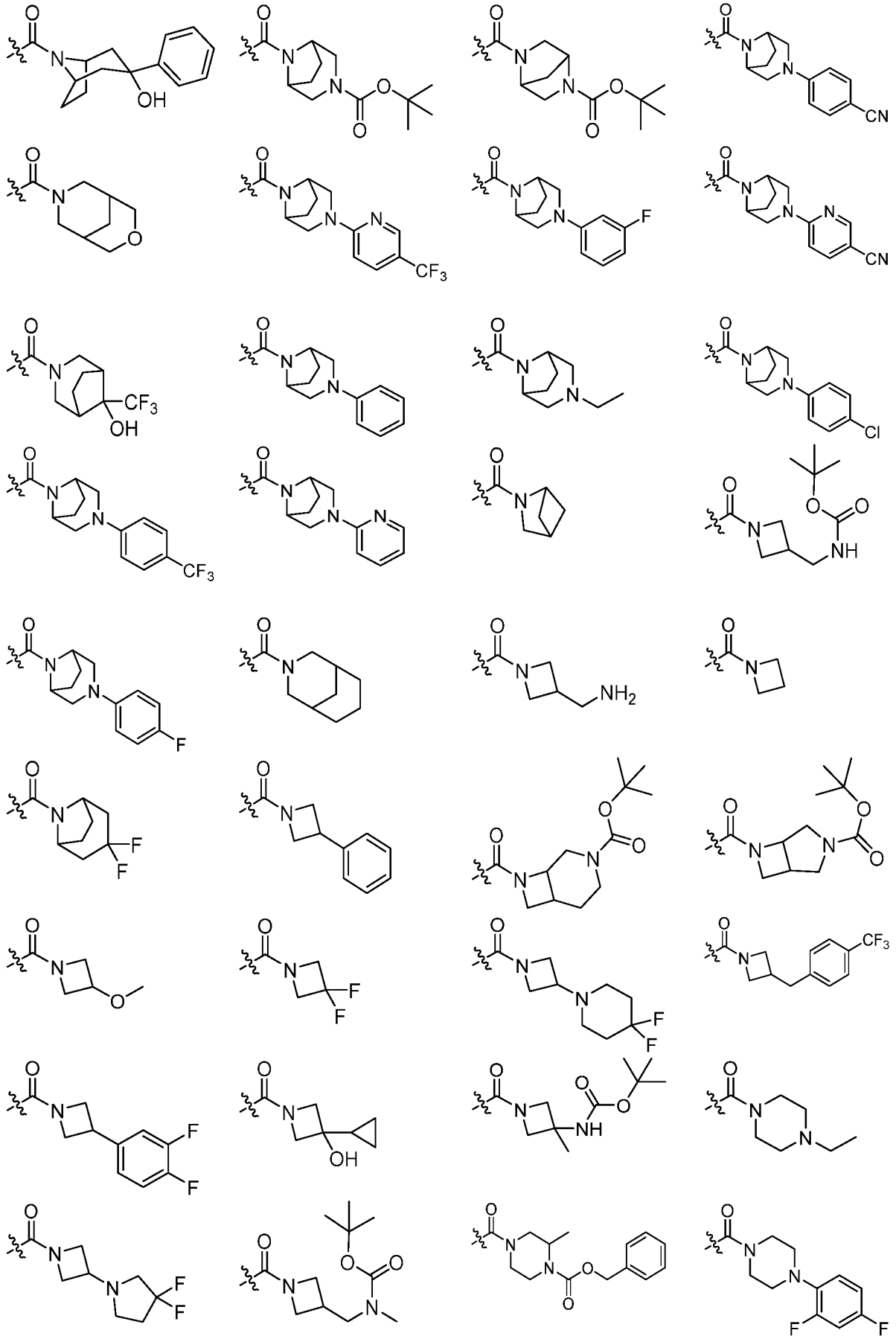


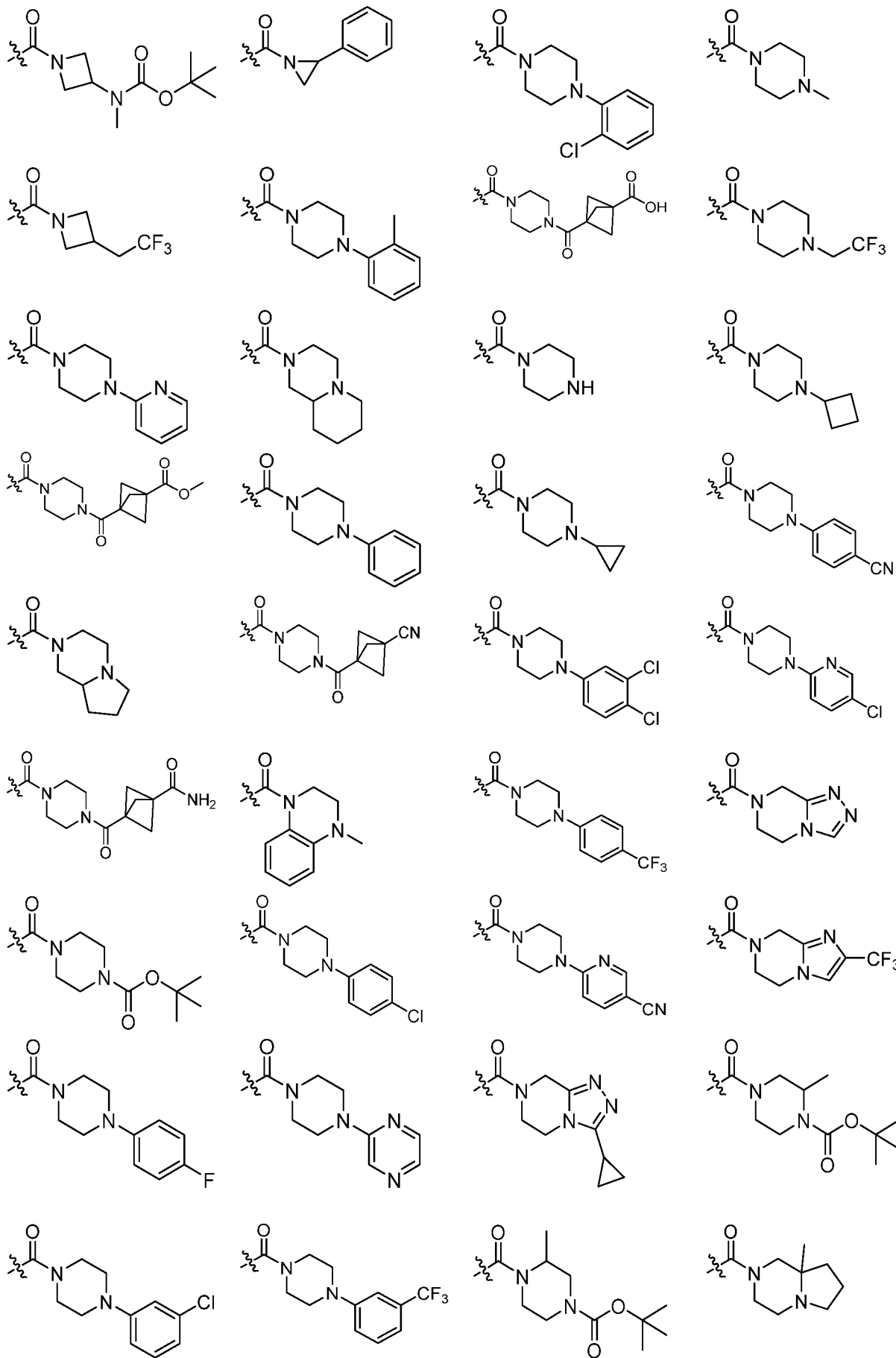


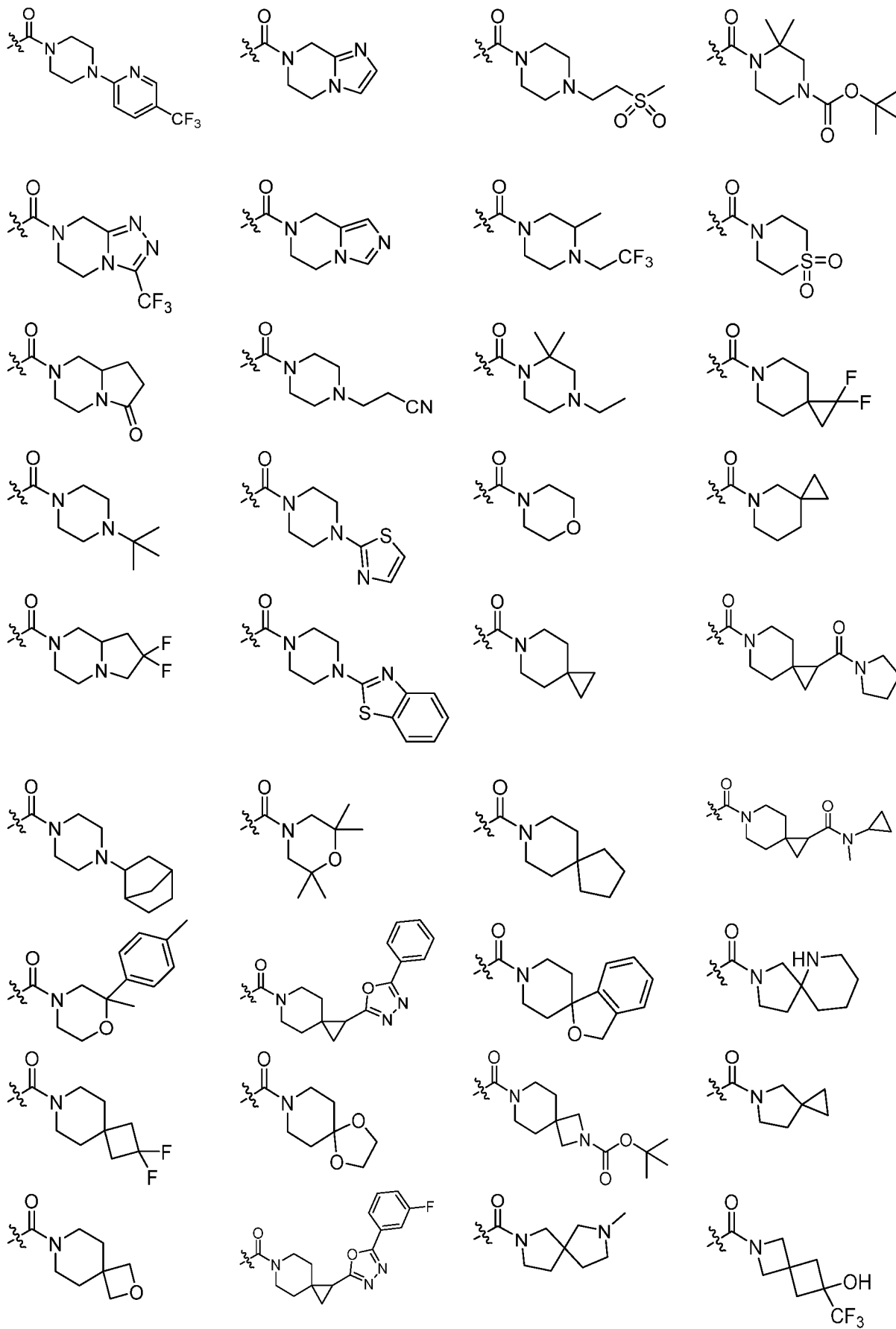


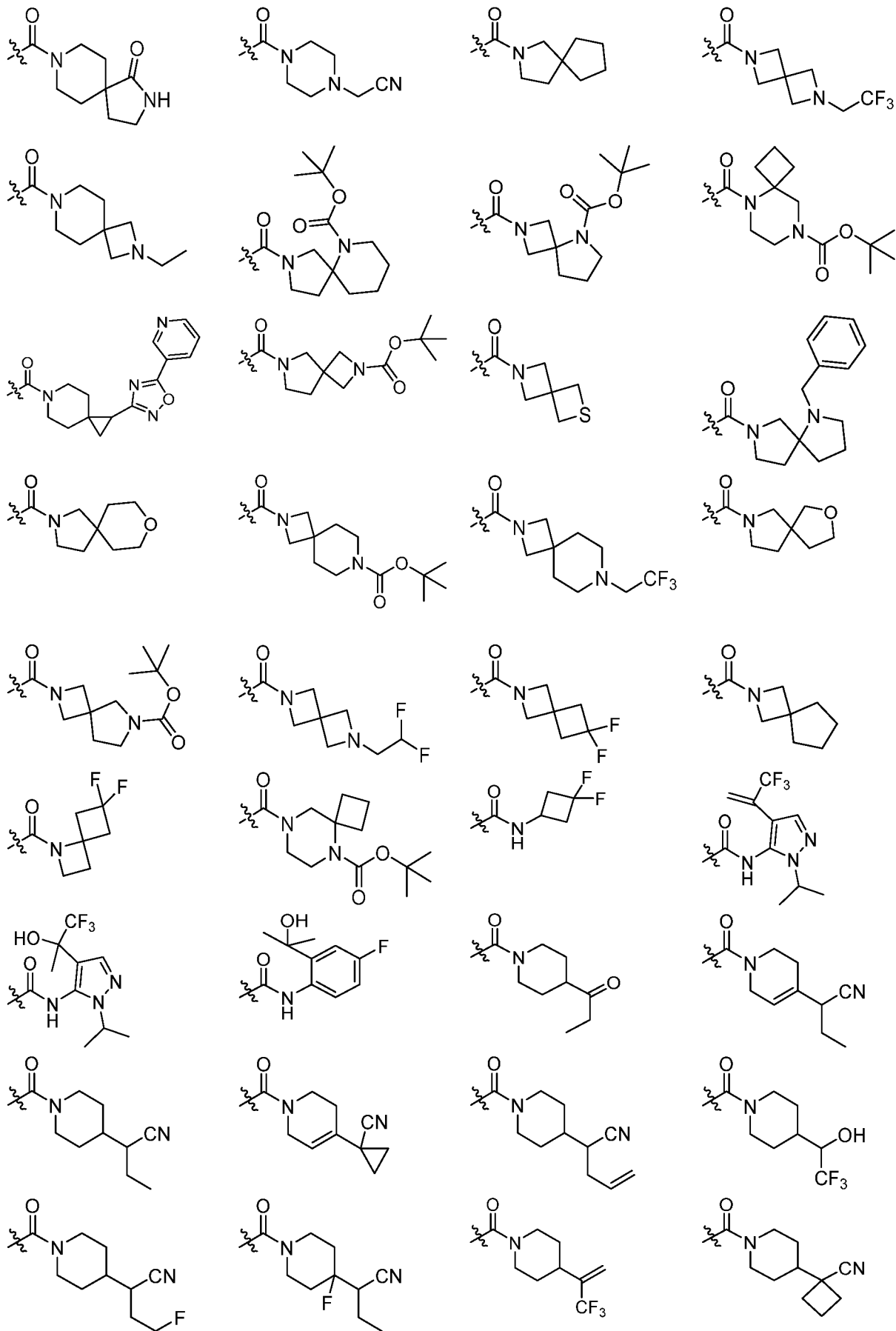


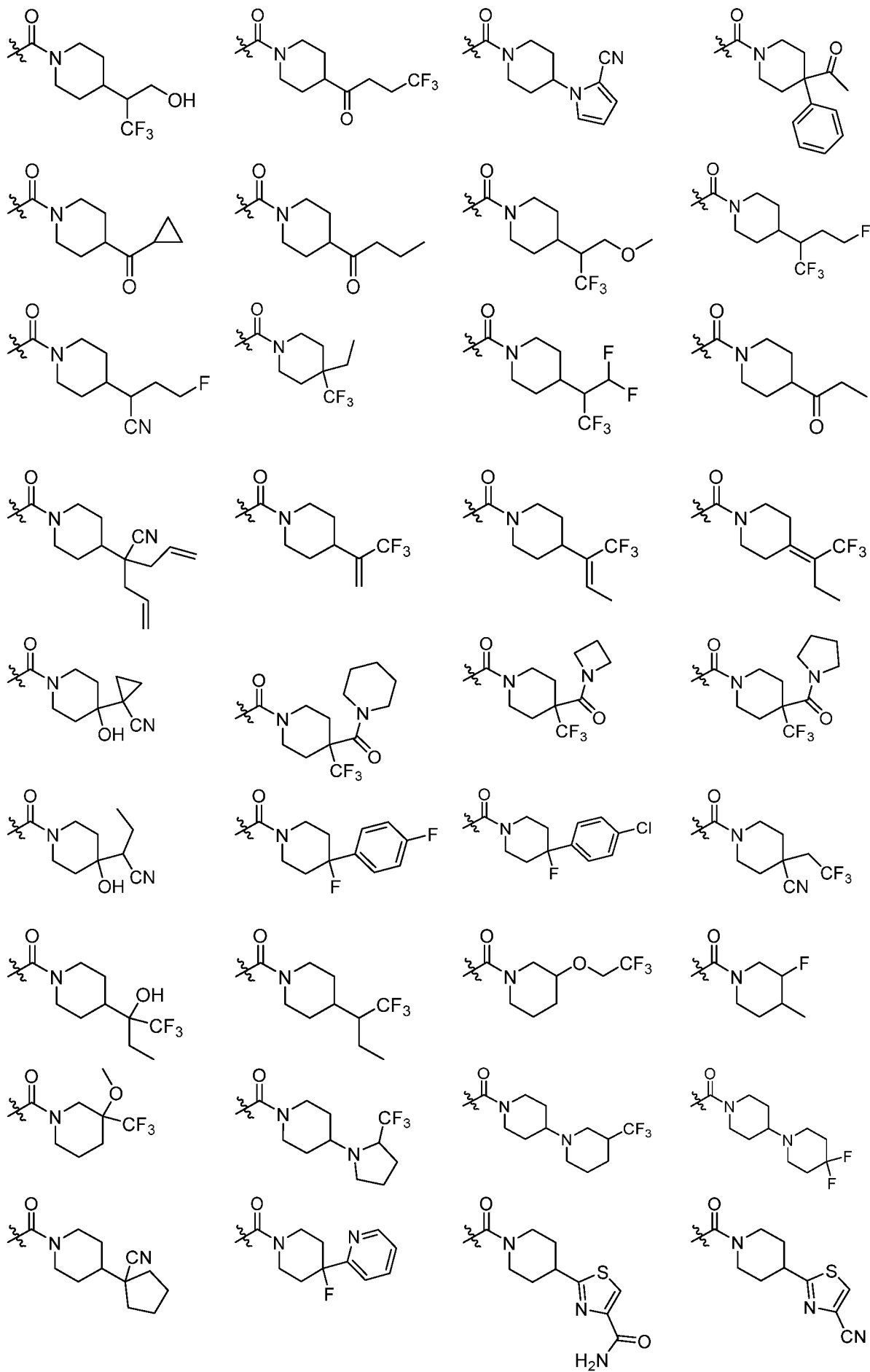


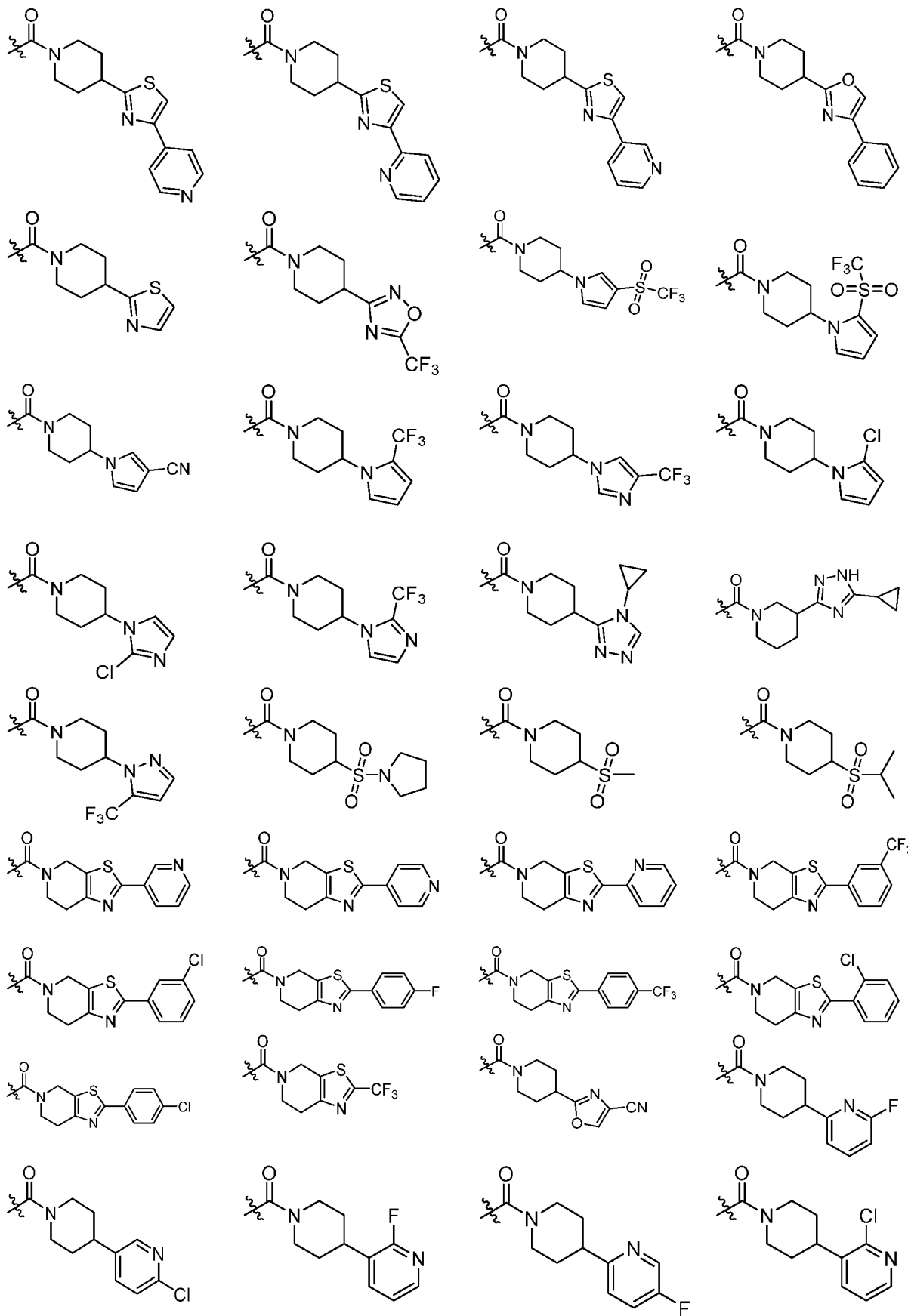


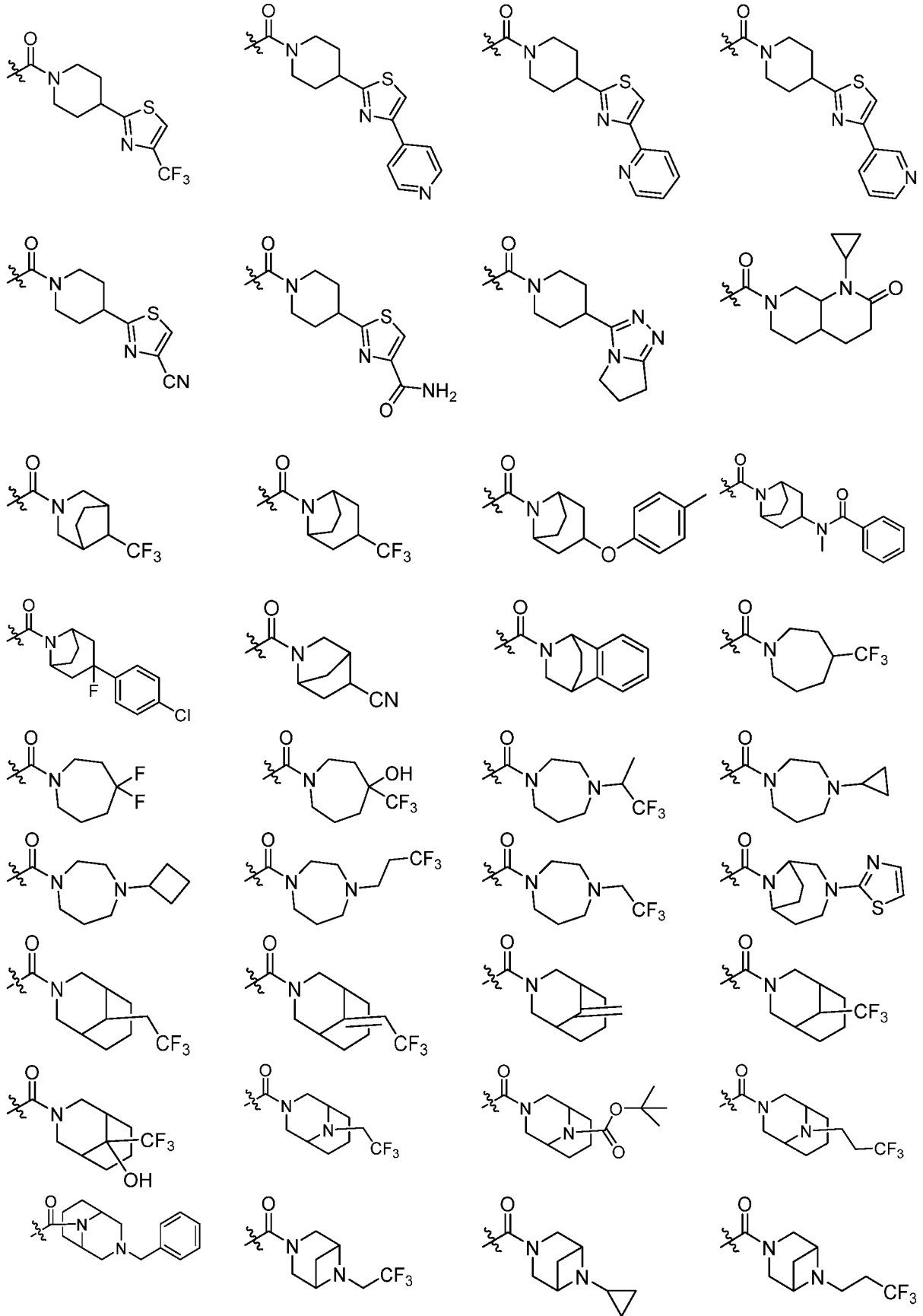


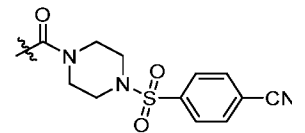
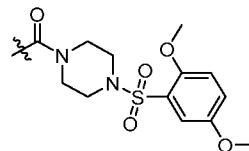
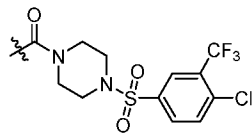
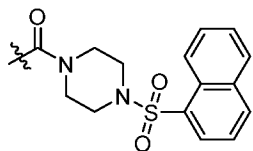
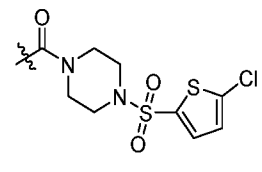
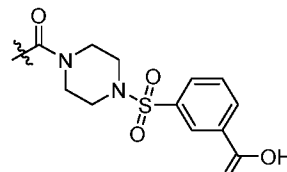
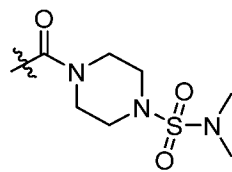
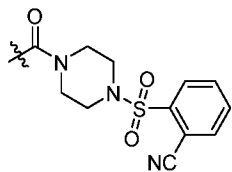
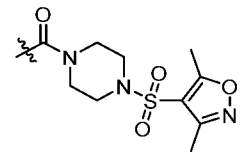
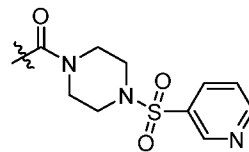
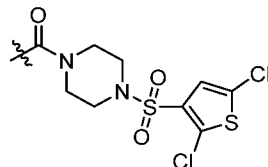
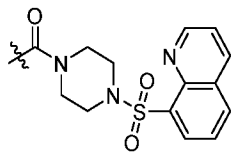
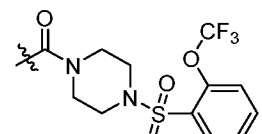
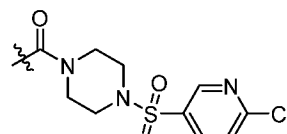
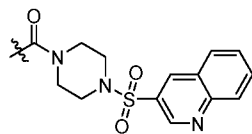
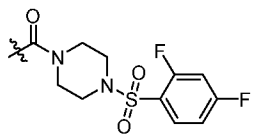
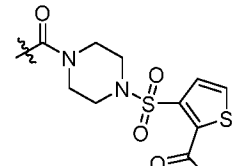
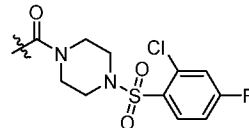
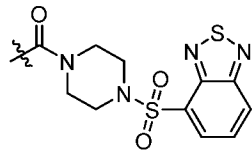
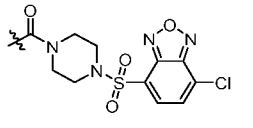
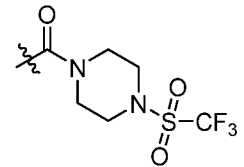
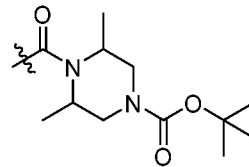
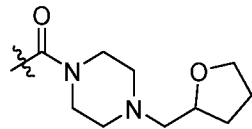
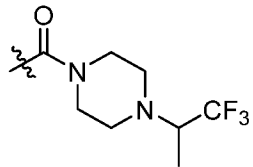
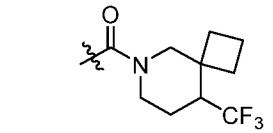
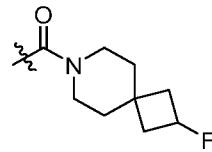
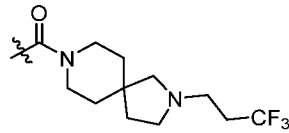
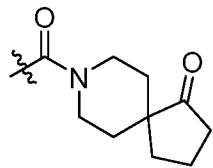
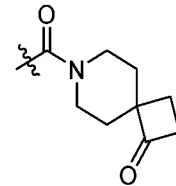
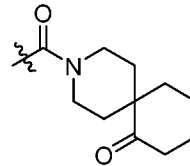
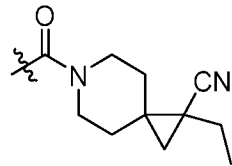
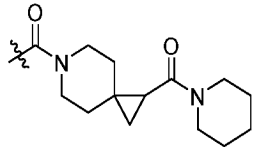
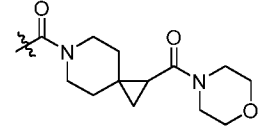
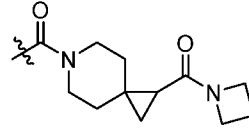
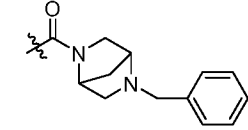
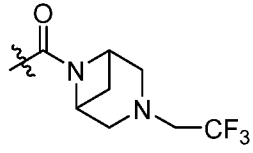
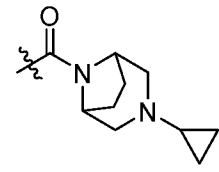
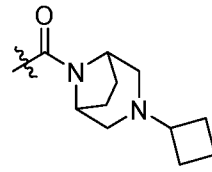
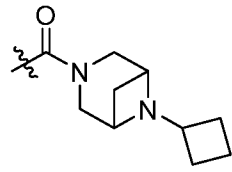
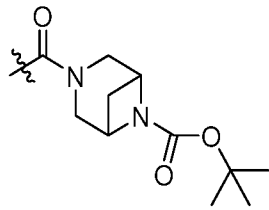





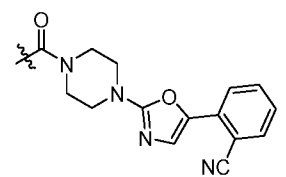
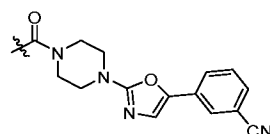
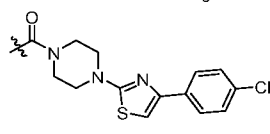
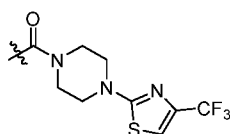
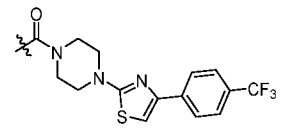
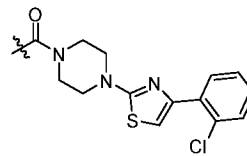
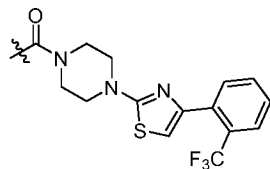
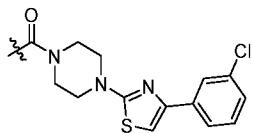
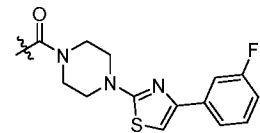
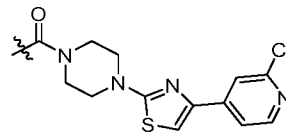
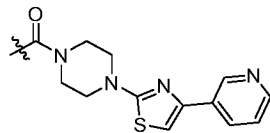
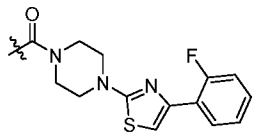
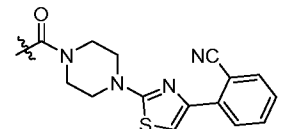
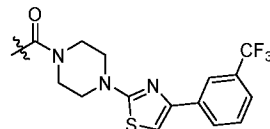
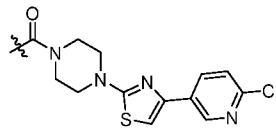
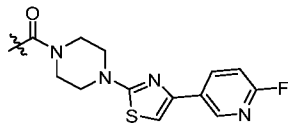
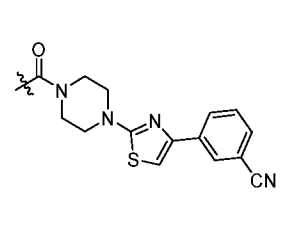
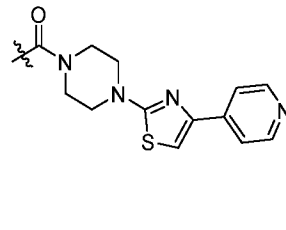
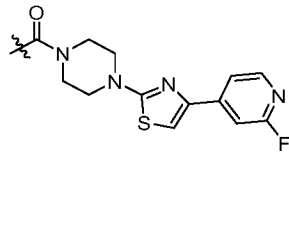
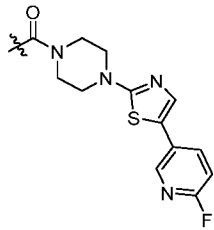
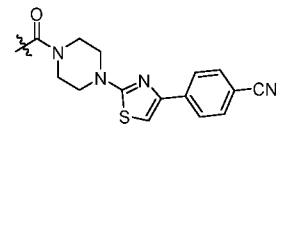
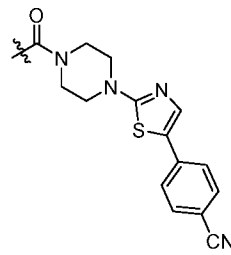
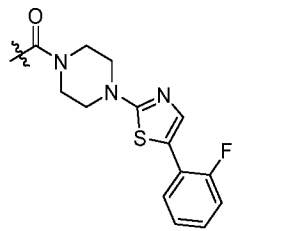
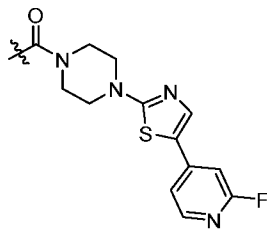
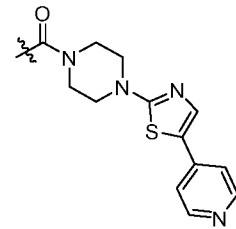
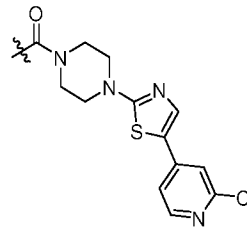
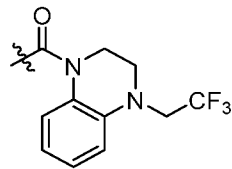
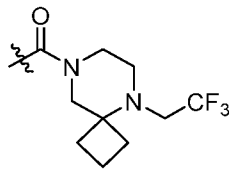
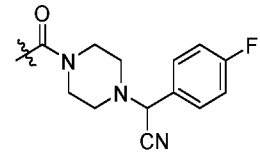
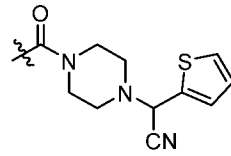
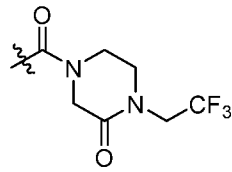
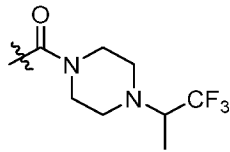
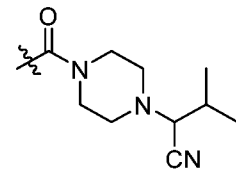
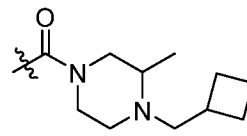
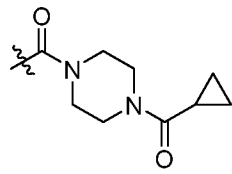
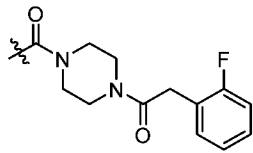


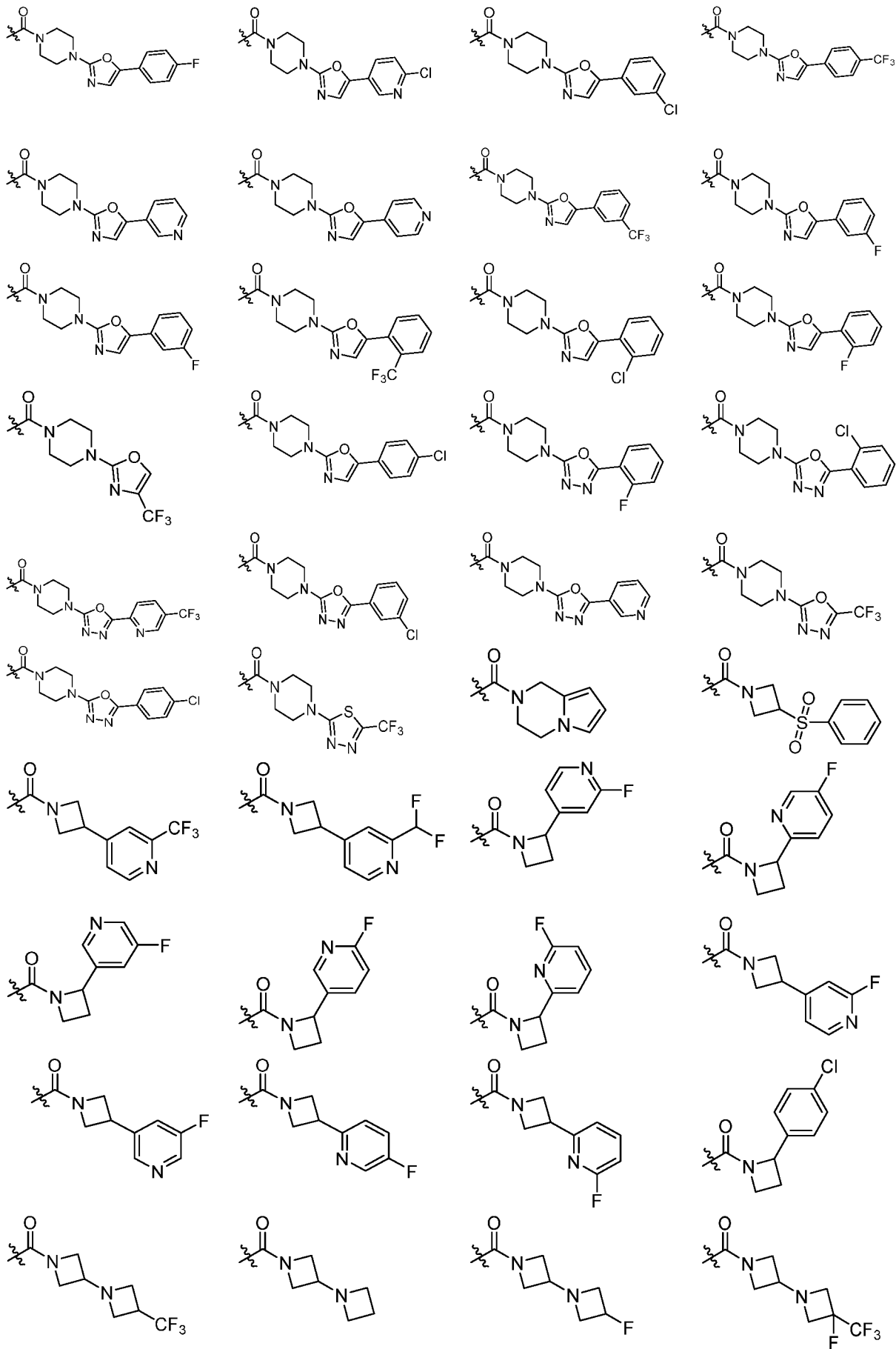


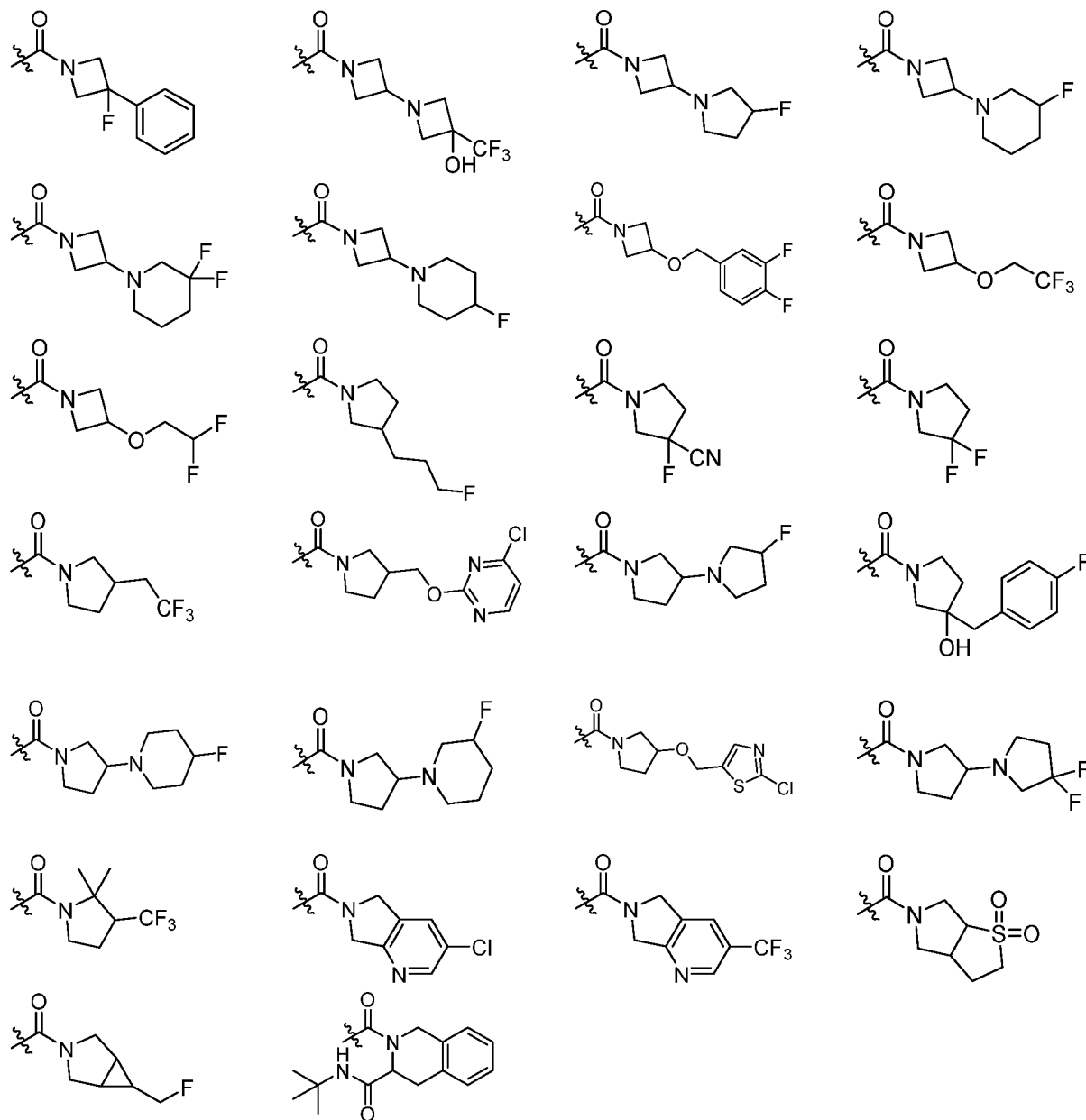








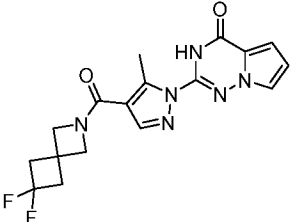
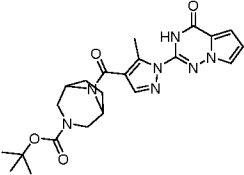
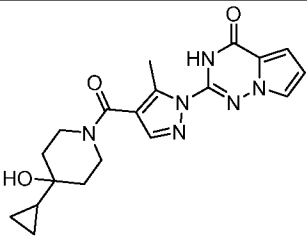
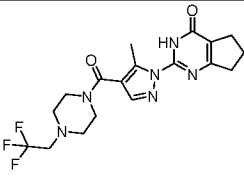
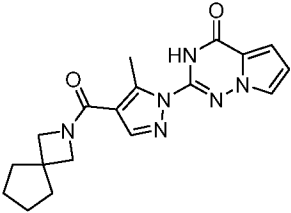
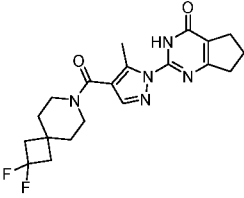
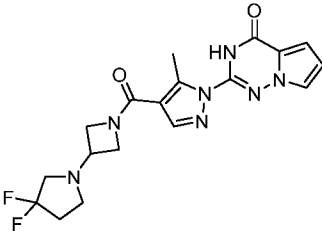
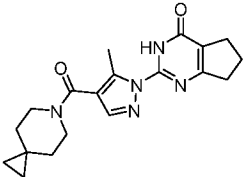
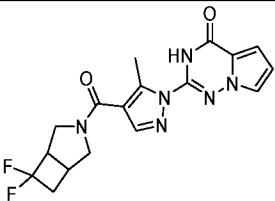
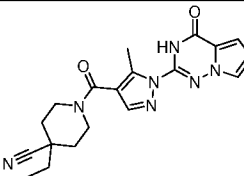
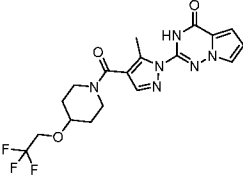
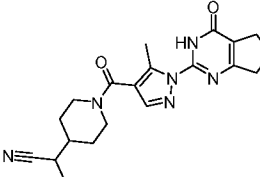
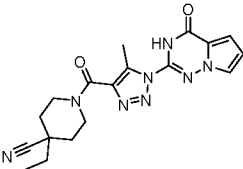
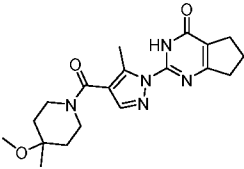
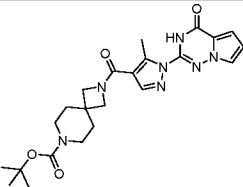
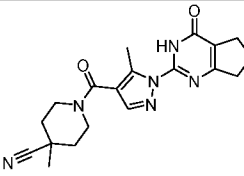
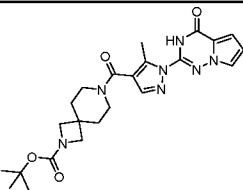
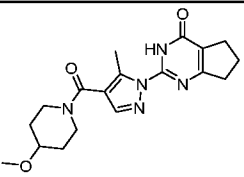




[0044] Exemplary compounds of formula I include, but are not limited to, the compounds listed in Table A.

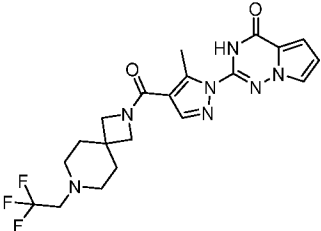
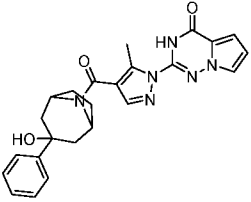
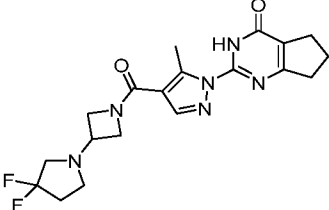
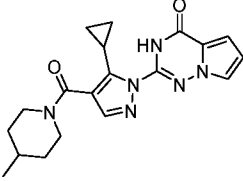
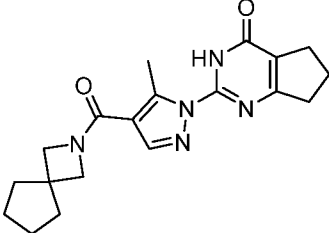
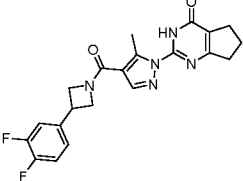
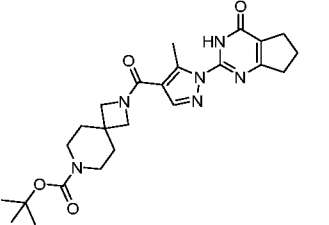
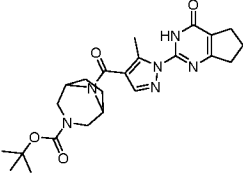
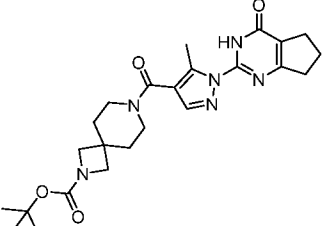
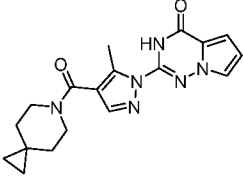
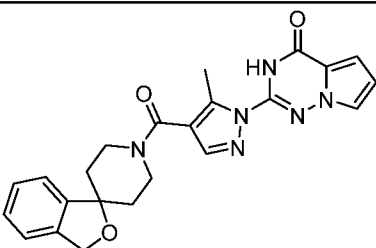
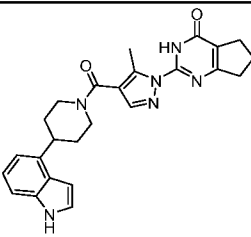
TABLE A

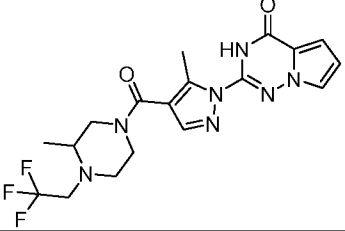
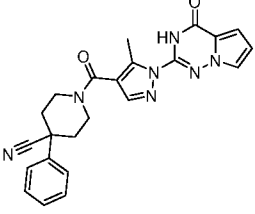
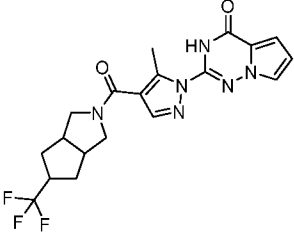
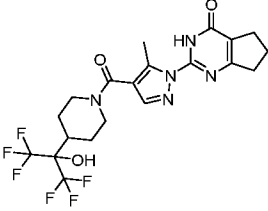
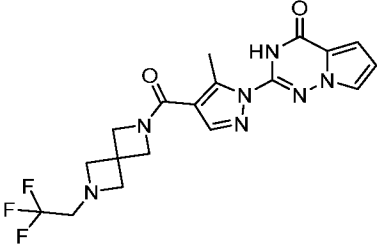
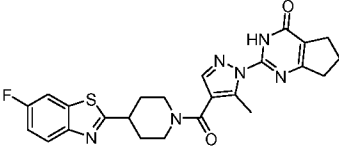
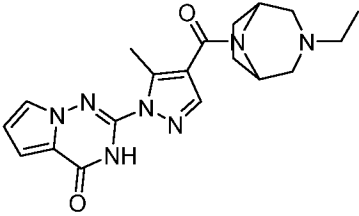
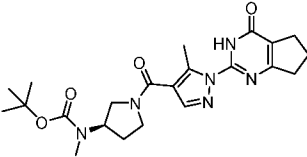
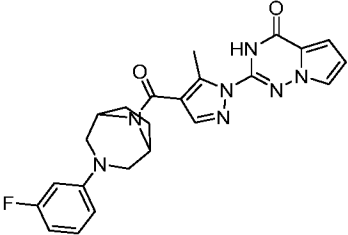
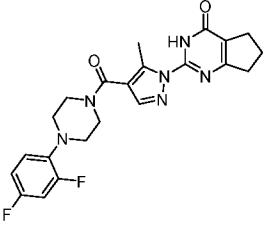
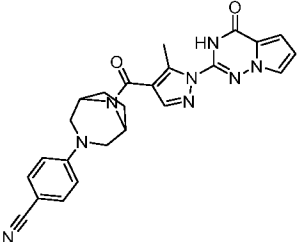
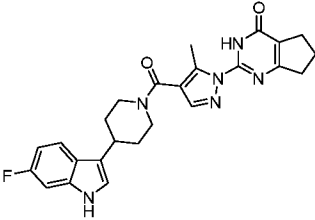
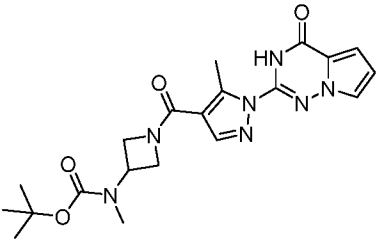
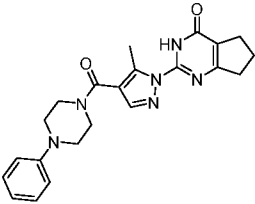
Ref. No.	Compound	Ref. No.	Compound
Q-817		Q-760	

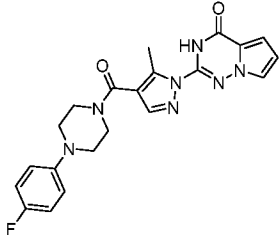
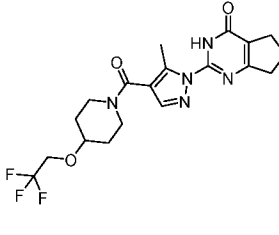
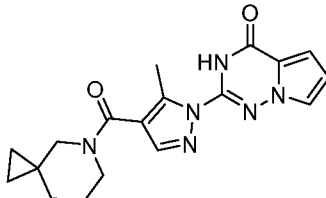
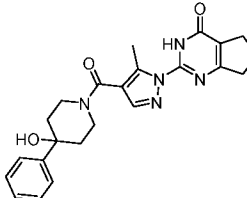
<p>Q-816</p>		<p>Q-739</p>	
<p>Q-815</p>		<p>Q-737</p>	
<p>Q-813</p>		<p>Q-691</p>	
<p>Q-812</p>		<p>Q-635</p>	
<p>Q-804</p>		<p>Q-586</p>	
<p>Q-784</p>		<p>Q-572</p>	
<p>Q-777</p>		<p>Q-520</p>	
<p>Q-772</p>		<p>Q-518</p>	
<p>Q-768</p>		<p>Q-461</p>	

[0045] Exemplary compounds of formula I also include, but are not limited to, the compounds listed in Table B.

TABLE B

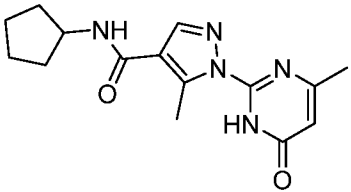
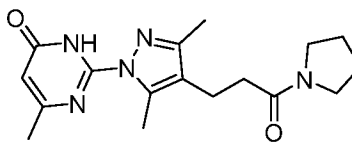
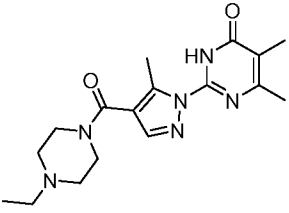
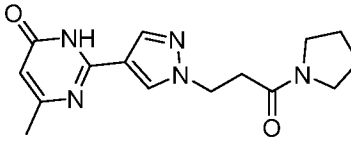
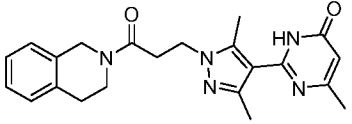
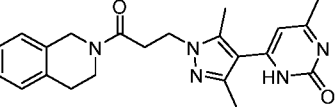
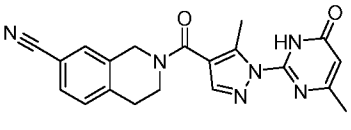
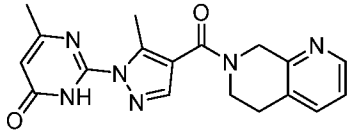
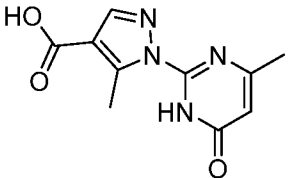
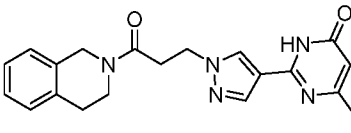
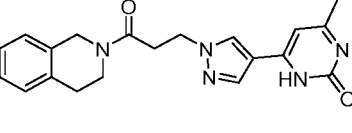
Ref. No.	Compound	Ref. No.	Compound
Q-951		Q-797	
Q-937		Q-757	
Q-931		Q-749	
Q-928		Q-745	
Q-924		Q-681	
Q-909		Q-615	

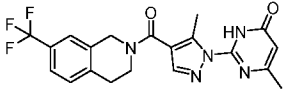
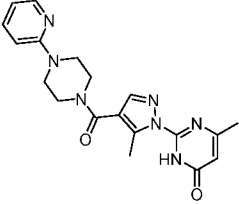
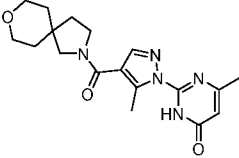
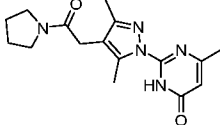
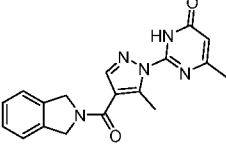
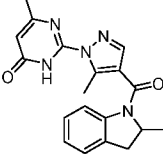
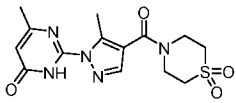
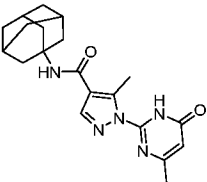
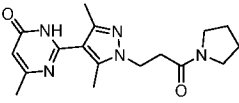
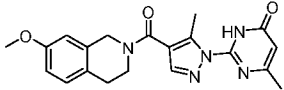
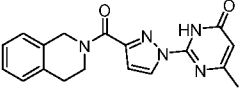
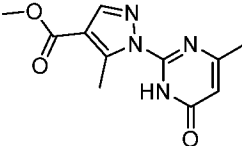
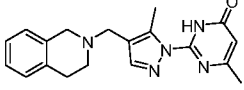
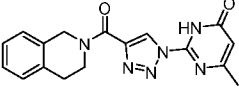
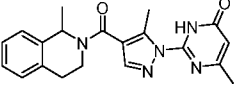
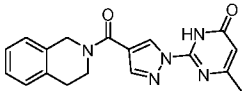
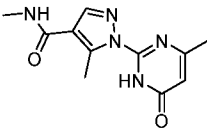
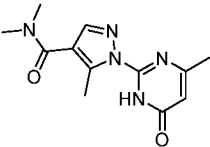
<p>Q-908</p>		<p>Q-599</p>	
<p>Q-902</p>		<p>Q-598</p>	
<p>Q-891</p>		<p>Q-590</p>	
<p>Q-884</p>		<p>Q-571</p>	
<p>Q-876</p>		<p>Q-567</p>	
<p>Q-869</p>		<p>Q-565</p>	
<p>Q-850</p>		<p>Q-545</p>	

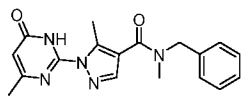
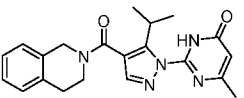
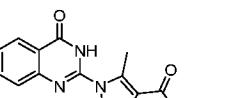
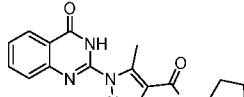
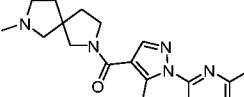
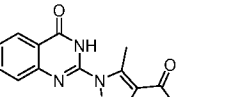
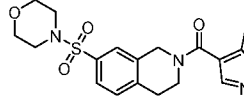
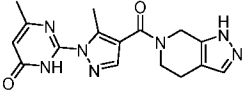
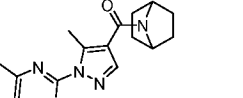
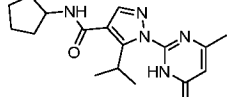
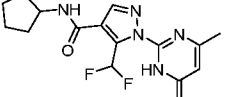
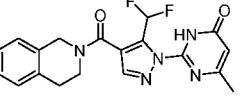
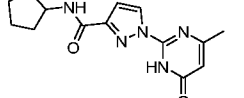
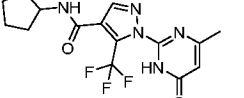
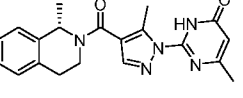
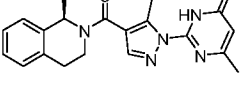
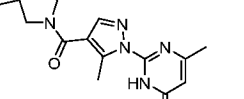
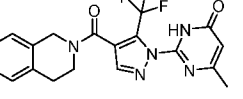
Q-823		Q-521	
Q-819		Q-446	

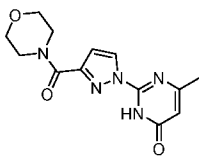
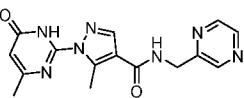
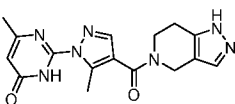
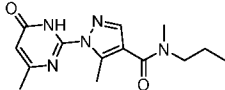
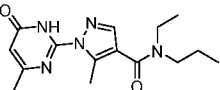
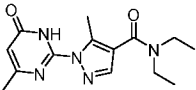
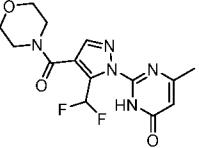
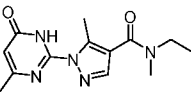
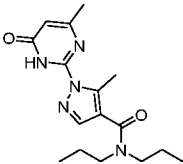
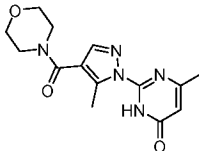
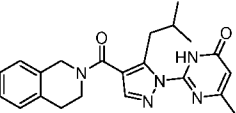
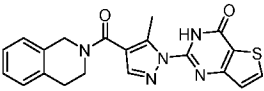
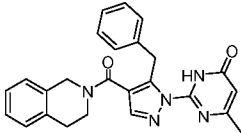
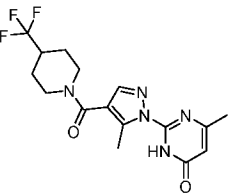
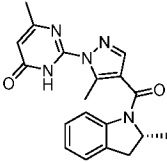
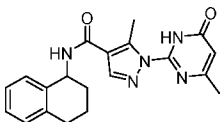
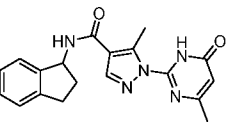
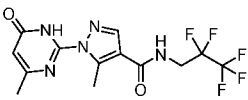
[0046] Provided herein are compounds as disclosed in Table C:

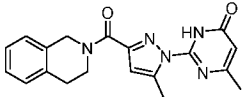
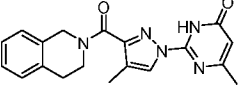
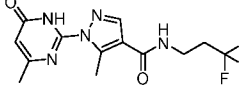
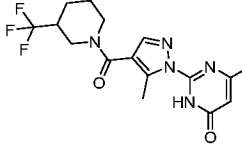
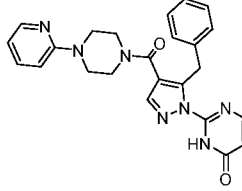
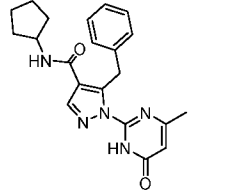
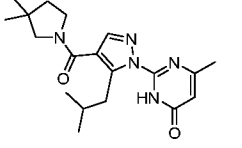
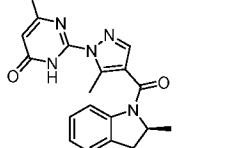
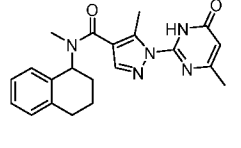
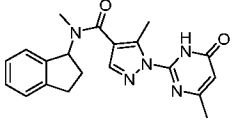
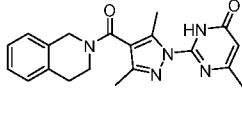
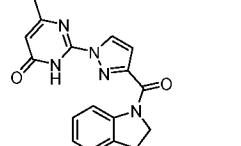
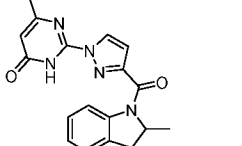
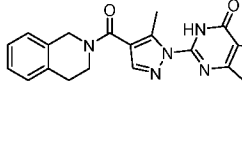
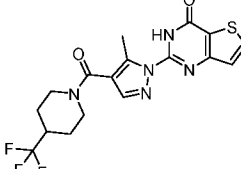
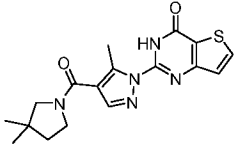
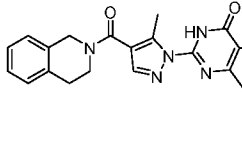
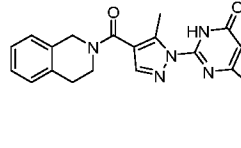
TABLE C

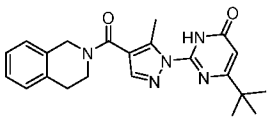
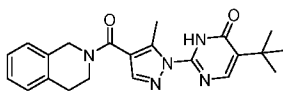
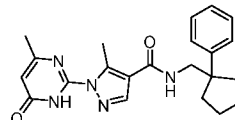
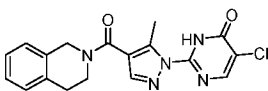
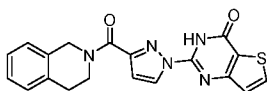
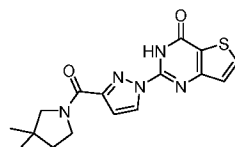
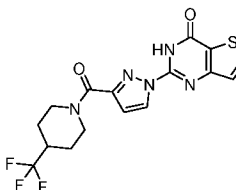
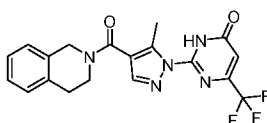
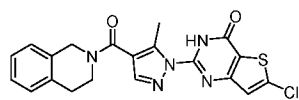
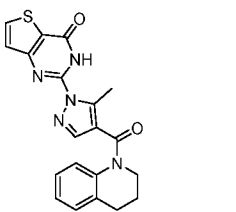
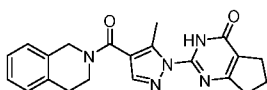
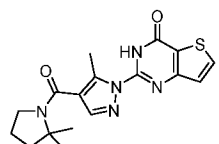
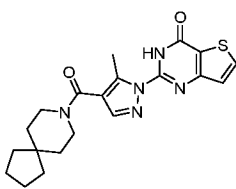
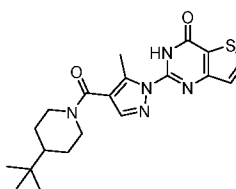
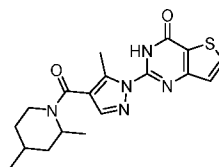
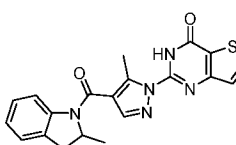
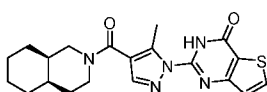
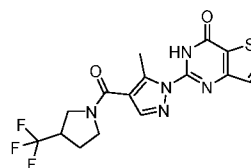
	<p>Q-280</p> 	<p>Q-281</p> 
<p>Q-282</p> 	<p>Q-283</p> 	<p>Q-284</p> 
<p>Q-285</p> 	<p>Q-286</p> 	<p>Q-287</p> 
<p>Q-290</p> 	<p>Q-291</p> 	<p>Q-292</p> 

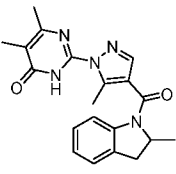
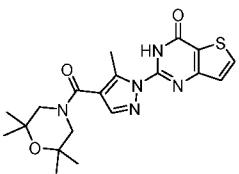
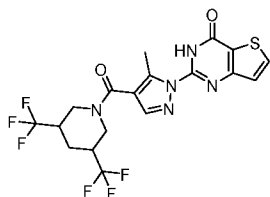
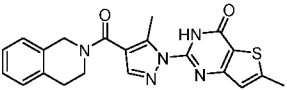
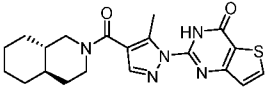
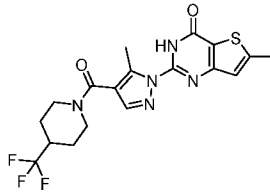
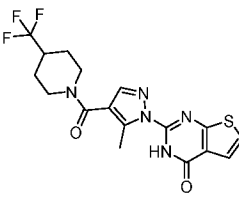
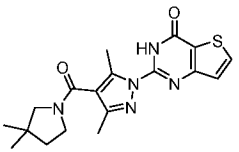
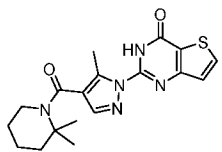
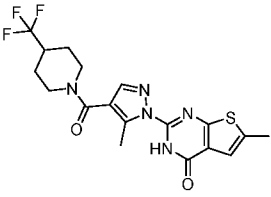
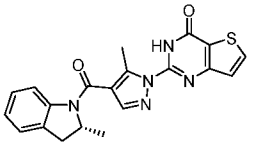
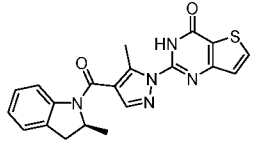
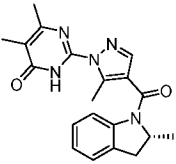
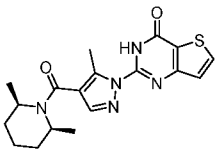
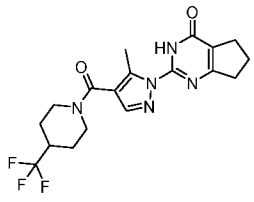
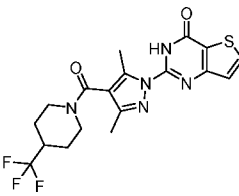
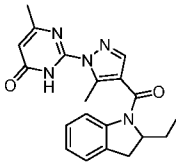
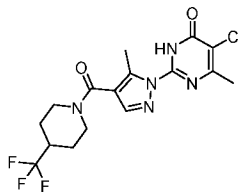
<p>Q-298</p> 	<p>Q-299</p> 	<p>Q-300</p> 
<p>Q-301</p> 	<p>Q-302</p> 	<p>Q-303</p> 
<p>Q-304</p> 	<p>Q-305</p> 	<p>Q-306</p> 
<p>Q-307</p> 	<p>Q-308</p> 	<p>Q-310</p> 
<p>Q-311</p> 	<p>Q-312</p> 	<p>Q-313</p> 
<p>Q-314</p> 	<p>Q-316</p> 	<p>Q-317</p> 

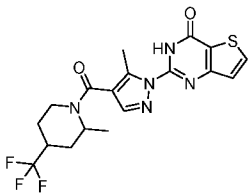
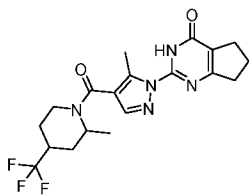
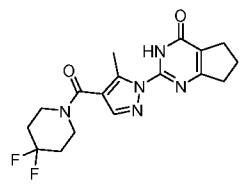
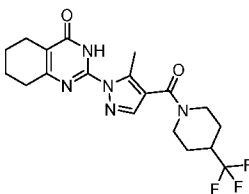
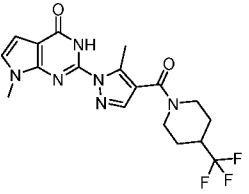
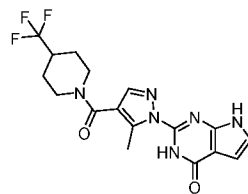
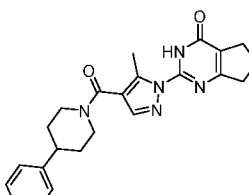
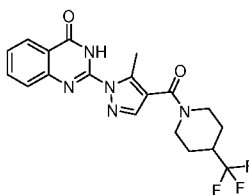
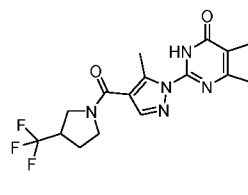
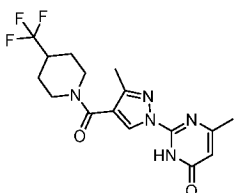
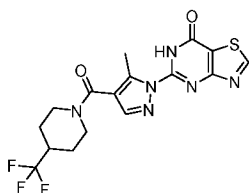
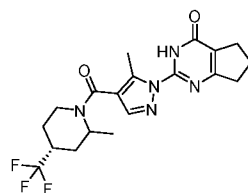
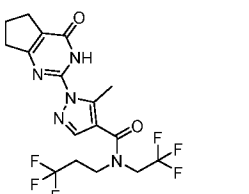
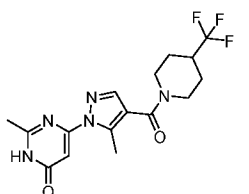
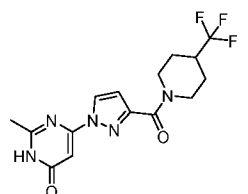
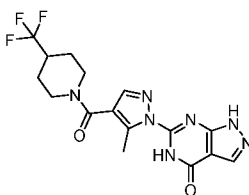
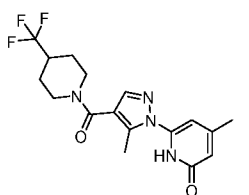
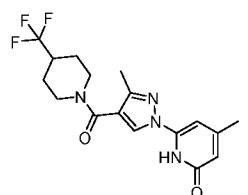
<p>Q-318</p> 	<p>Q-319</p> 	<p>Q-320</p> 
<p>Q-321</p> 	<p>Q-322</p> 	<p>Q-323</p> 
<p>Q-327</p> 	<p>Q-328</p> 	<p>Q-329</p> 
<p>Q-330</p> 	<p>Q-331</p> 	<p>Q-332</p> 
<p>Q-333</p> 	<p>Q-334</p> 	<p>Q-339</p> 
<p>Q-340</p> 	<p>Q-341</p> 	<p>Q-342</p> 

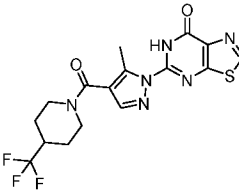
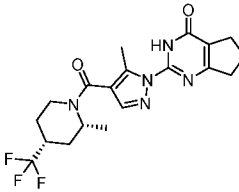
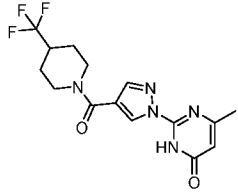
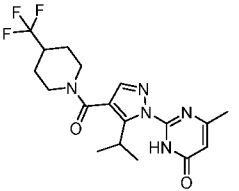
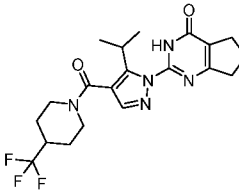
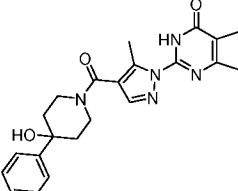
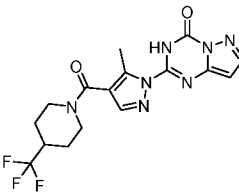
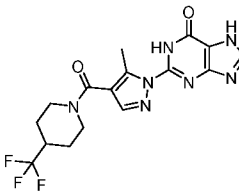
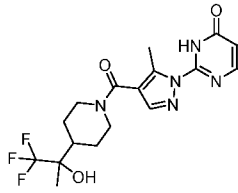
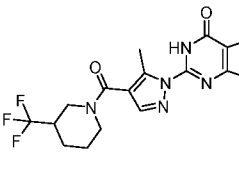
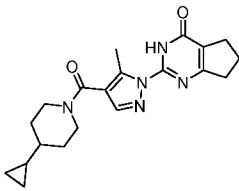
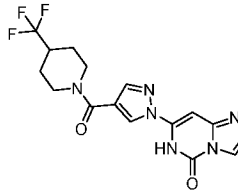
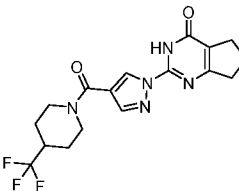
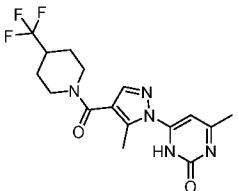
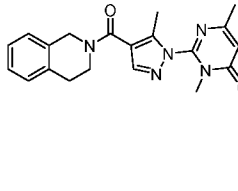
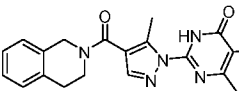
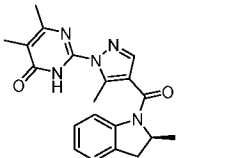
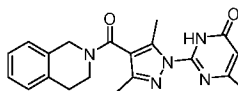
<p>Q-343</p> 	<p>Q-344</p> 	<p>Q-345</p> 
<p>Q-346</p> 	<p>Q-347</p> 	<p>Q-348</p> 
<p>Q-349</p> 	<p>Q-350</p> 	<p>Q-351</p> 
<p>Q-352</p> 	<p>Q-353</p> 	<p>Q-354</p> 
<p>Q-358</p> 	<p>Q-359</p> 	<p>Q-361</p> 
<p>Q-362</p> 	<p>Q-363</p> 	<p>Q-364</p> 

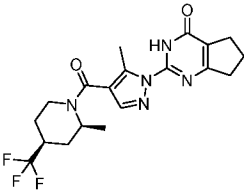
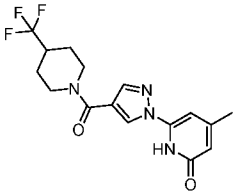
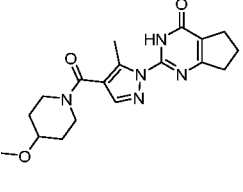
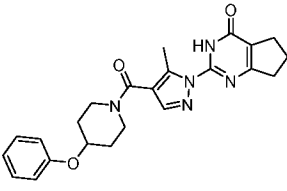
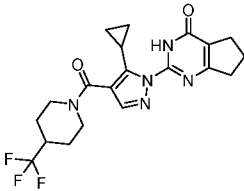
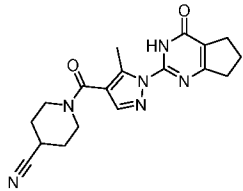
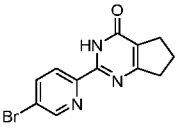
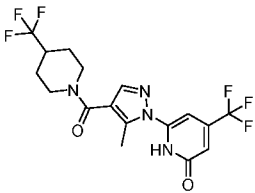
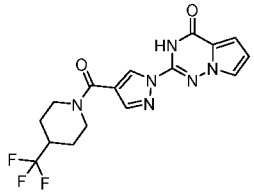
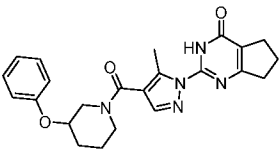
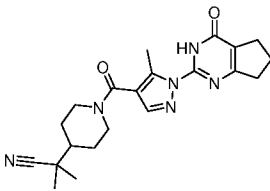
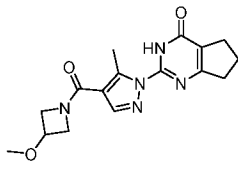
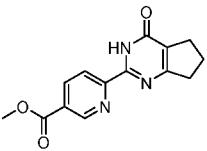
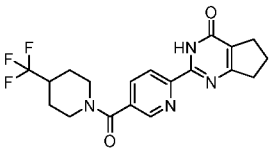
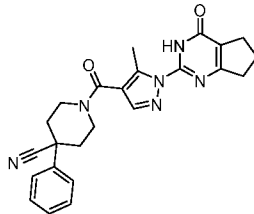
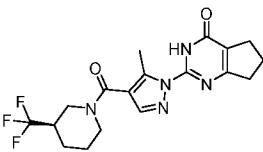
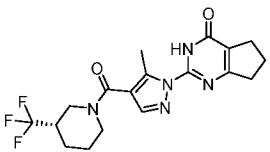
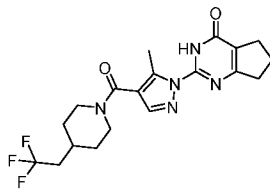
Q-365 	Q-366 	Q-367 
Q-368 	Q-369 	Q-370 
Q-371 	Q-372 	Q-373 
Q-374 	Q-375 	Q-376 
Q-377 	Q-378 	Q-379 
Q-380 	Q-381 	Q-382 

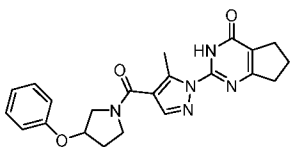
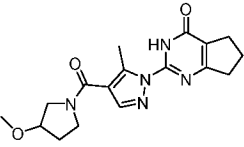
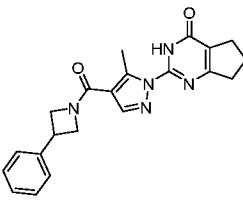
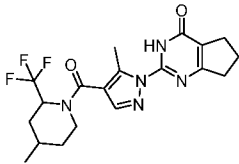
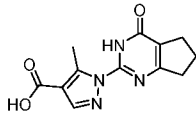
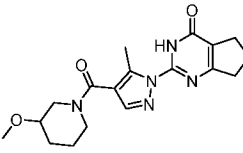
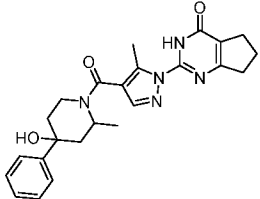
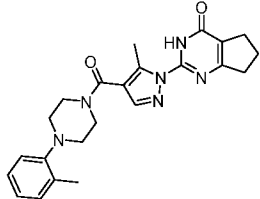
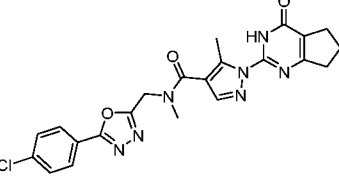
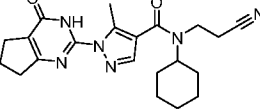
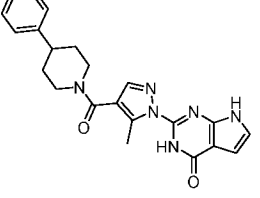
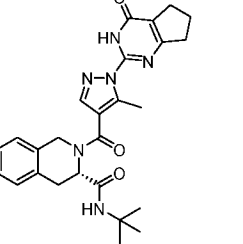
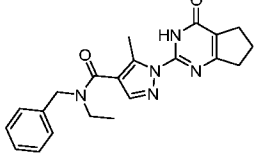
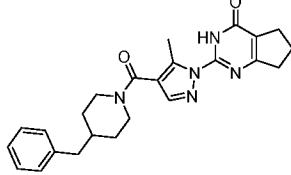
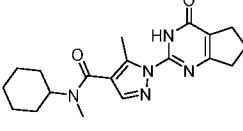
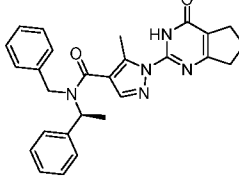
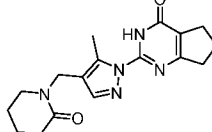
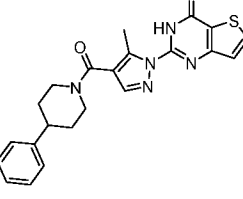
<p>Q-383</p> 	<p>Q-384</p> 	<p>Q-385</p> 
<p>Q-387</p> 	<p>Q-388</p> 	<p>Q-389</p> 
<p>Q-390</p> 	<p>Q-393</p> 	<p>Q-394</p> 
<p>Q-395</p> 	<p>Q-396</p> 	<p>Q-397</p> 
<p>Q-398</p> 	<p>Q-399</p> 	<p>Q-400</p> 
<p>Q-401</p> 	<p>Q-402</p> 	<p>Q-403</p> 

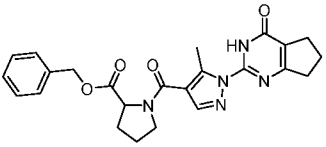
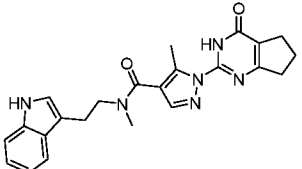
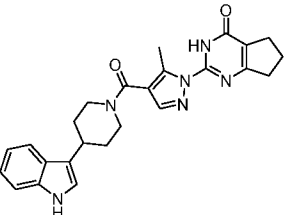
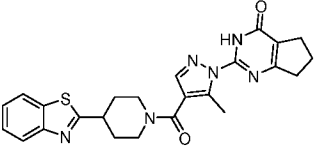
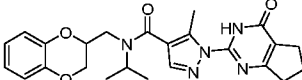
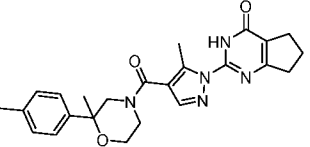
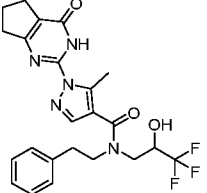
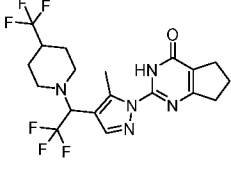
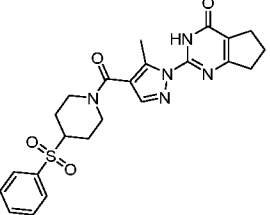
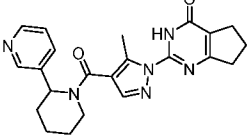
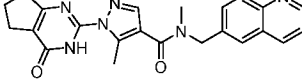
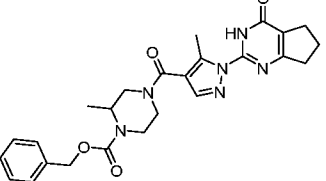
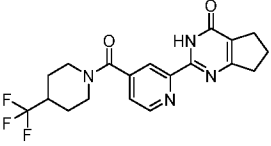
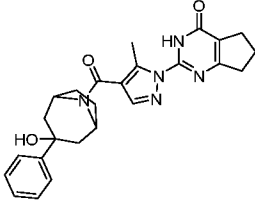
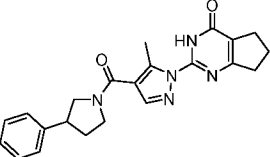
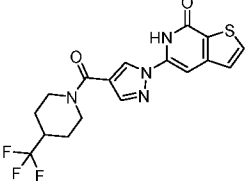
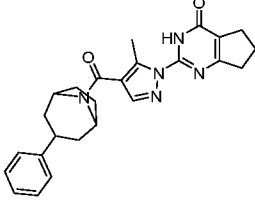
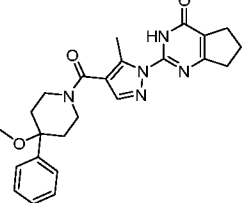
<p>Q-404</p> 	<p>Q-405</p> 	<p>Q-406</p> 
<p>Q-407</p> 	<p>Q-408</p> 	<p>Q-409</p> 
<p>Q-410</p> 	<p>Q-411</p> 	<p>Q-412</p> 
<p>Q-413</p> 	<p>Q-414</p> 	<p>Q-415</p> 
<p>Q-416</p> 	<p>Q-417</p> 	<p>Q-418</p> 
<p>Q-419</p> 	<p>Q-420</p> 	<p>Q-421</p> 

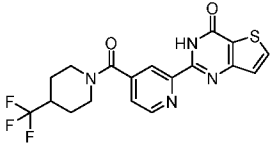
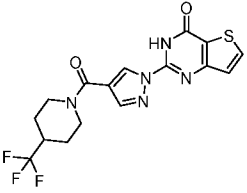
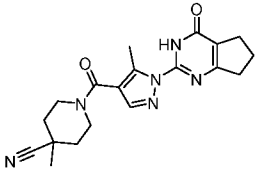
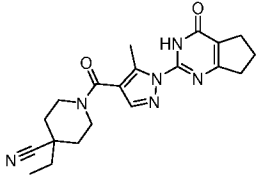
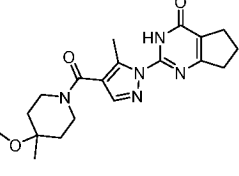
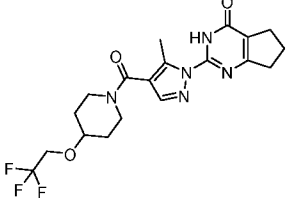
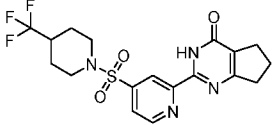
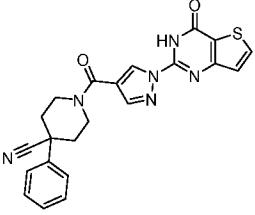
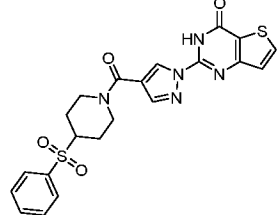
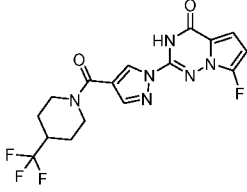
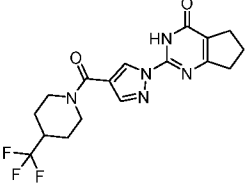
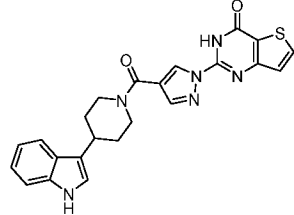
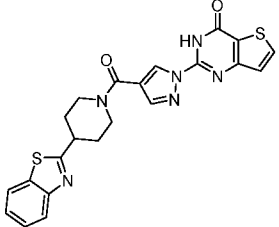
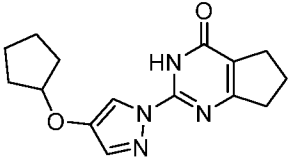
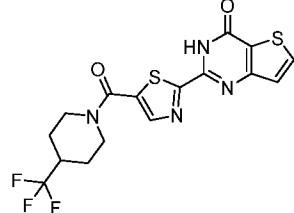
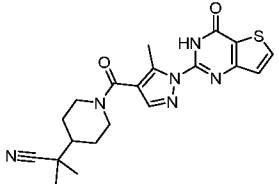
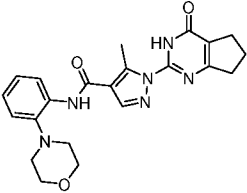
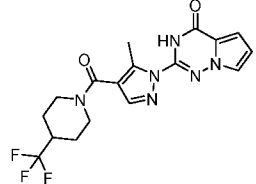
<p>Q-422</p> 	<p>Q-423</p> 	<p>Q-424</p> 
<p>Q-425</p> 	<p>Q-426</p> 	<p>Q-427</p> 
<p>Q-428</p> 	<p>Q-429</p> 	<p>Q-431</p> 
<p>Q-432</p> 	<p>Q-433</p> 	<p>Q-434</p> 
<p>Q-435</p> 	<p>Q-436</p> 	<p>Q-437</p> 
<p>Q-438</p> 	<p>Q-439</p> 	<p>Q-440</p> 

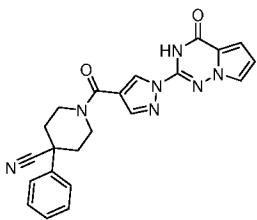
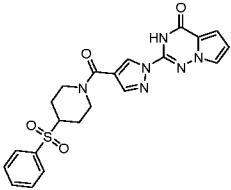
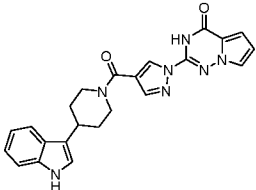
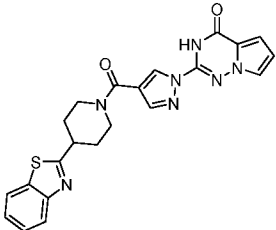
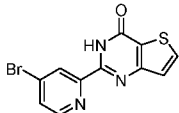
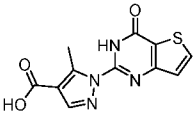
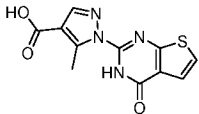
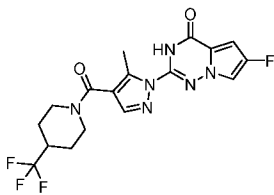
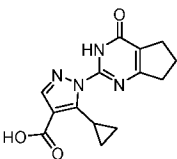
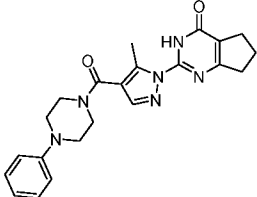
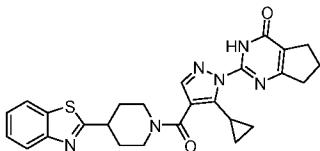
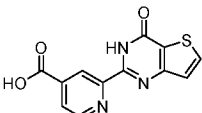
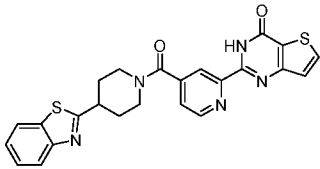
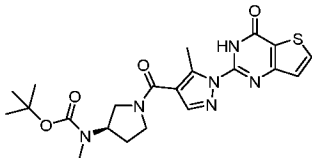
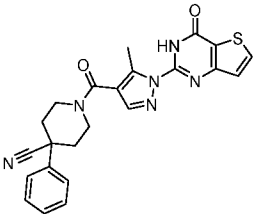
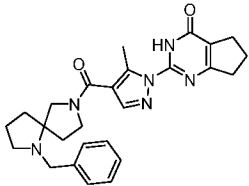
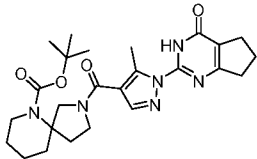
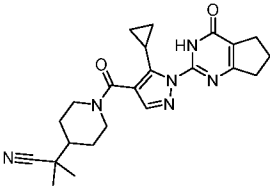
<p>Q-441</p> 	<p>Q-442</p> 	<p>Q-443</p> 
<p>Q-444</p> 	<p>Q-445</p> 	<p>Q-446</p> 
<p>Q-447</p> 	<p>Q-448</p> 	<p>Q-449</p> 
<p>Q-450</p> 	<p>Q-451</p> 	<p>Q-452</p> 
<p>Q-453</p> 	<p>Q-454</p> 	<p>Q-455</p> 
<p>Q-456</p> 	<p>Q-457</p> 	<p>Q-458</p> 

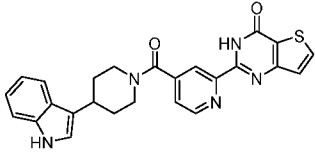
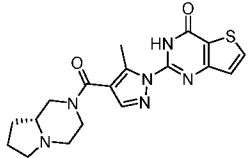
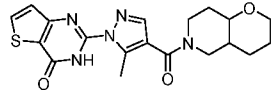
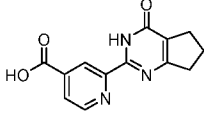
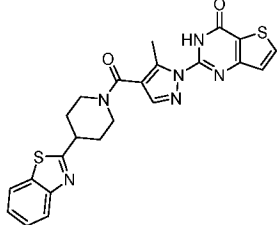
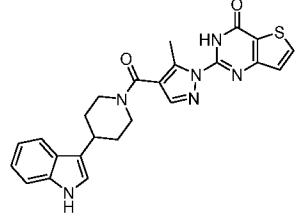
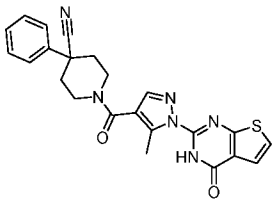
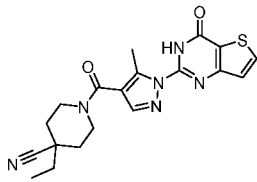
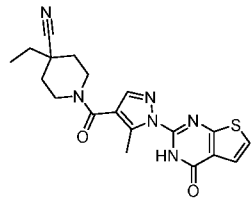
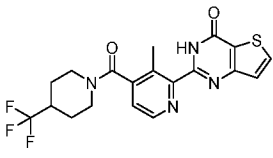
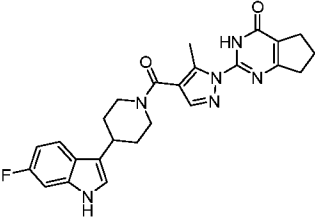
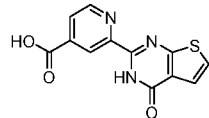
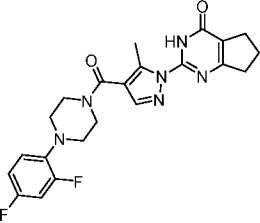
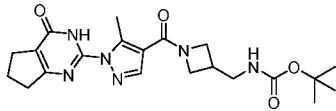
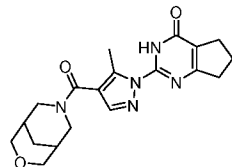
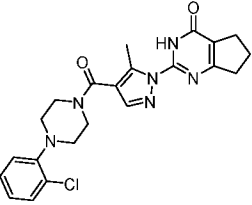
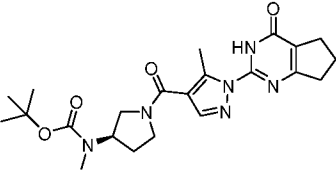
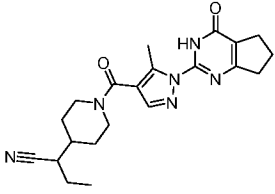
<p>Q-459</p> 	<p>Q-460</p> 	<p>Q-461</p> 
<p>Q-462</p> 	<p>Q-463</p> 	<p>Q-464</p> 
<p>Q-465</p> 	<p>Q-466</p> 	<p>Q-467</p> 
<p>Q-468</p> 	<p>Q-469</p> 	<p>Q-470</p> 
<p>Q-471</p> 	<p>Q-472</p> 	<p>Q-473</p> 
<p>Q-474</p> 	<p>Q-475</p> 	<p>Q-476</p> 

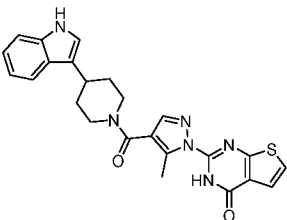
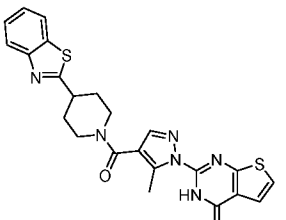
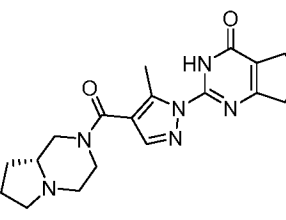
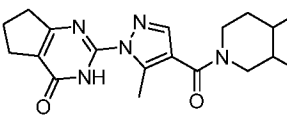
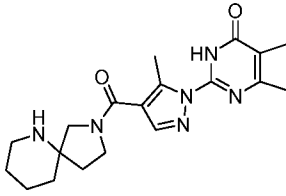
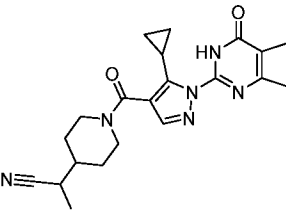
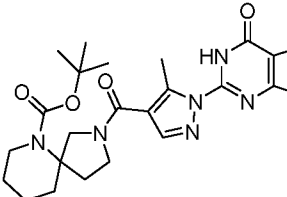
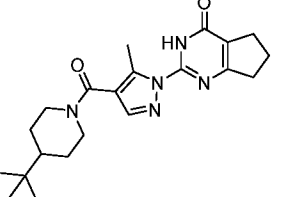
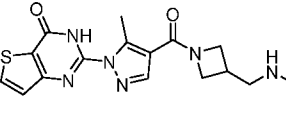
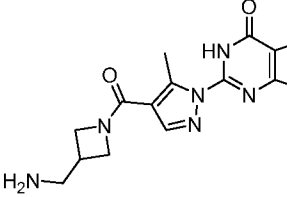
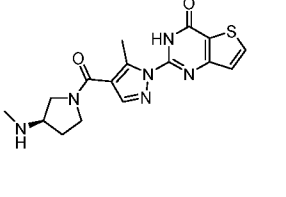
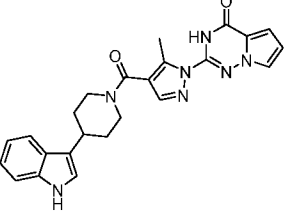
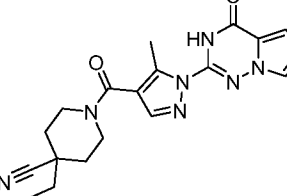
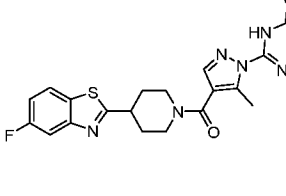
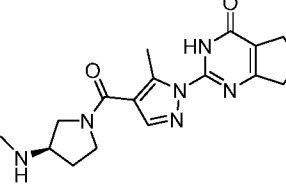
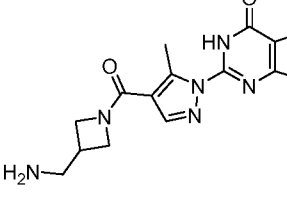
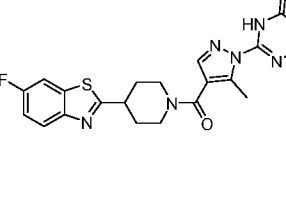
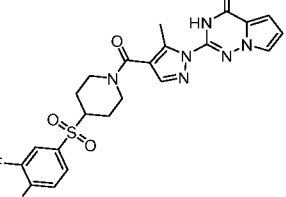
<p>Q-477</p> 	<p>Q-478</p> 	<p>Q-479</p> 
<p>Q-480</p> 	<p>Q-481</p> 	<p>Q-482</p> 
<p>Q-483</p> 	<p>Q-485</p> 	<p>Q-486</p> 
<p>Q-487</p> 	<p>Q-488</p> 	<p>Q-489</p> 
<p>Q-490</p> 	<p>Q-491</p> 	<p>Q-492</p> 
<p>Q-493</p> 	<p>Q-494</p> 	<p>Q-495</p> 

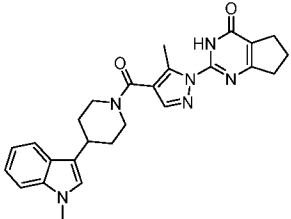
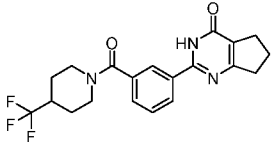
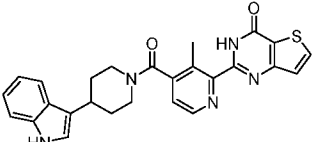
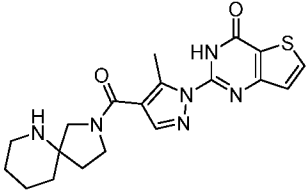
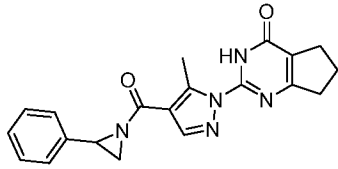
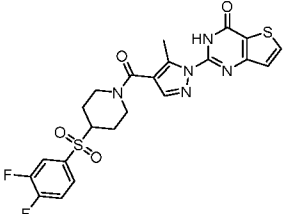
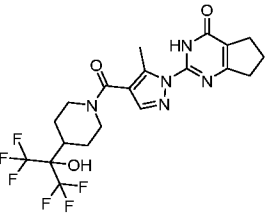
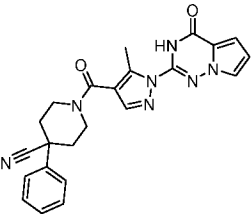
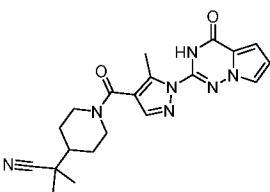
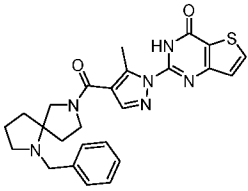
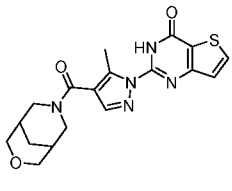
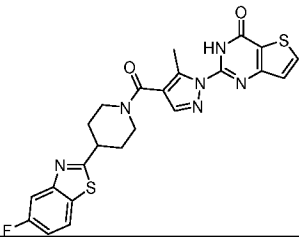
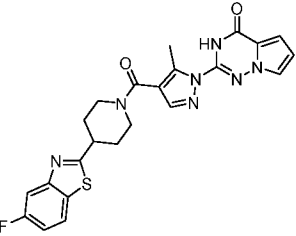
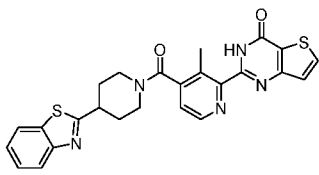
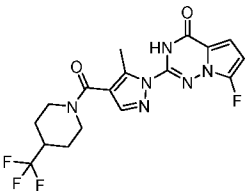
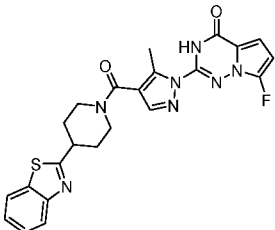
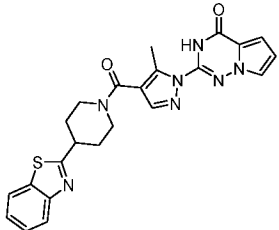
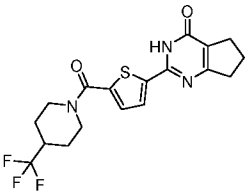
<p>Q-496</p> 	<p>Q-497</p> 	<p>Q-498</p> 
<p>Q-499</p> 	<p>Q-500</p> 	<p>Q-501</p> 
<p>Q-502</p> 	<p>Q-503</p> 	<p>Q-504</p> 
<p>Q-505</p> 	<p>Q-506</p> 	<p>Q-507</p> 
<p>Q-508</p> 	<p>Q-509</p> 	<p>Q-510</p> 
<p>Q-511</p> 	<p>Q-513</p> 	<p>Q-514</p> 

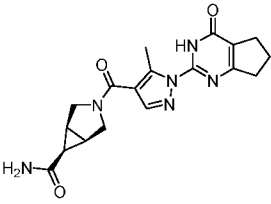
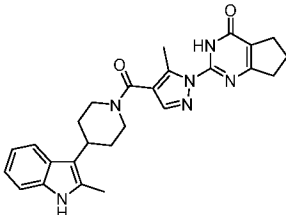
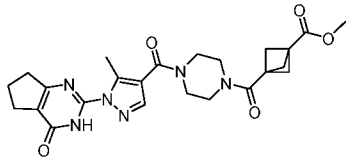
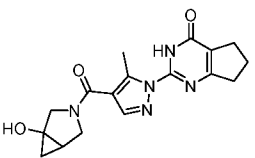
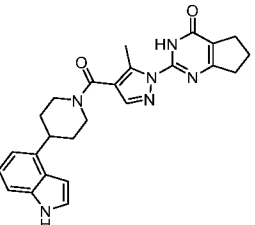
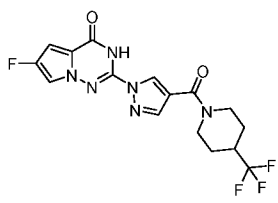
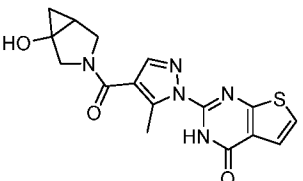
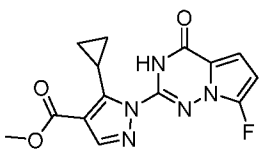
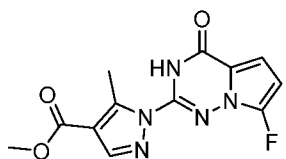
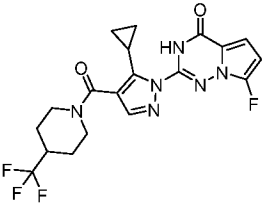
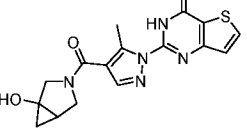
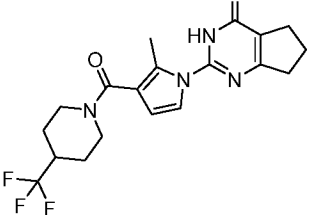
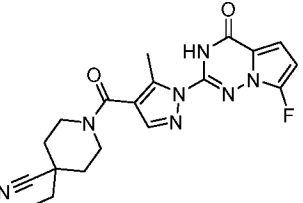
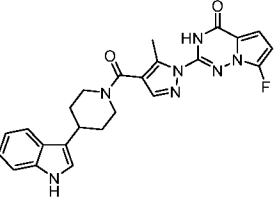
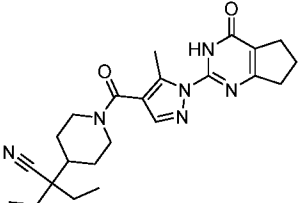
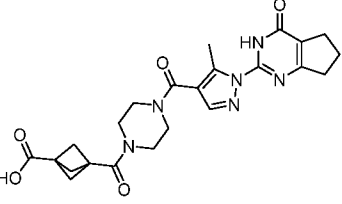
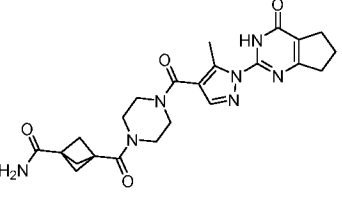
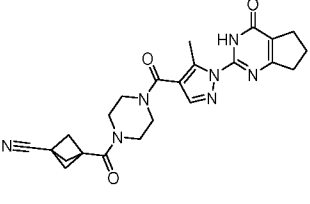
<p>Q-515</p> 	<p>Q-517</p> 	<p>Q-518</p> 
<p>Q-519</p> 	<p>Q-520</p> 	<p>Q-521</p> 
<p>Q-522</p> 	<p>Q-523</p> 	<p>Q-524</p> 
<p>Q-525</p> 	<p>Q-526</p> 	<p>Q-527</p> 
<p>Q-528</p> 	<p>Q-529</p> 	<p>Q-530</p> 
<p>Q-531</p> 	<p>Q-532</p> 	<p>Q-533</p> 

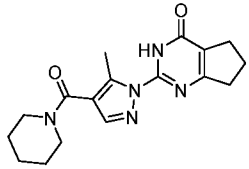
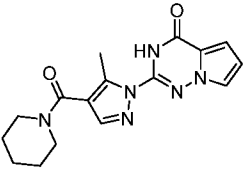
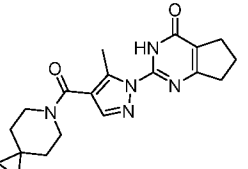
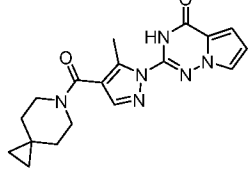
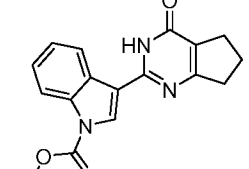
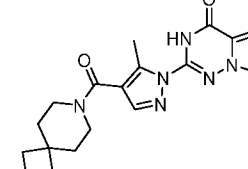
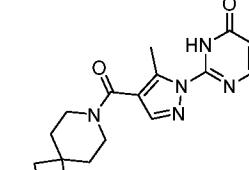
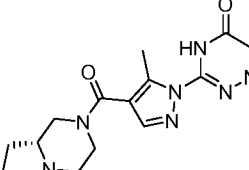
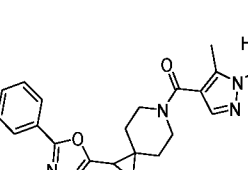
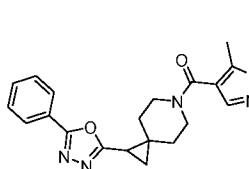
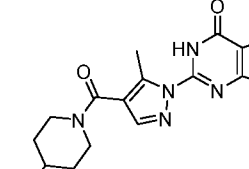
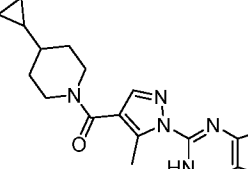
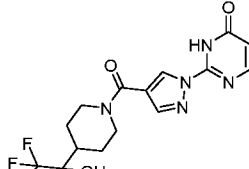
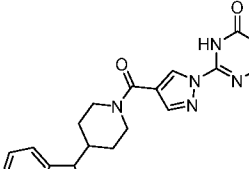
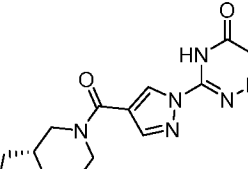
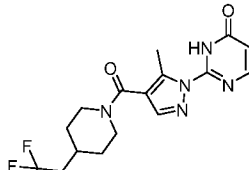
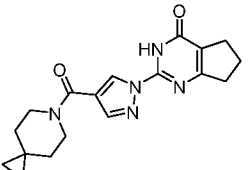
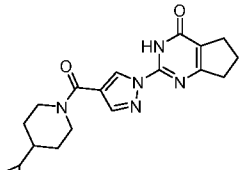
<p>Q-534</p> 	<p>Q-535</p> 	<p>Q-536</p> 
<p>Q-537</p> 	<p>Q-540</p> 	<p>Q-541</p> 
<p>Q-542</p> 	<p>Q-543</p> 	<p>Q-544</p> 
<p>Q-545</p> 	<p>Q-546</p> 	<p>Q-547</p> 
<p>Q-548</p> 	<p>Q-549</p> 	<p>Q-550</p> 
<p>Q-551</p> 	<p>Q-552</p> 	<p>Q-553</p> 

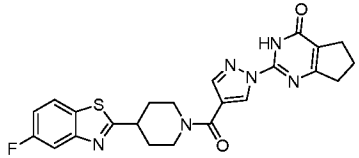
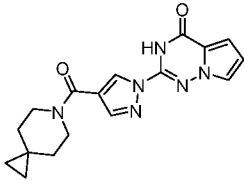
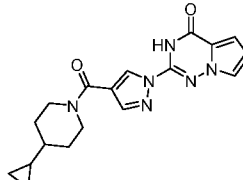
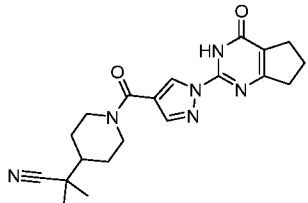
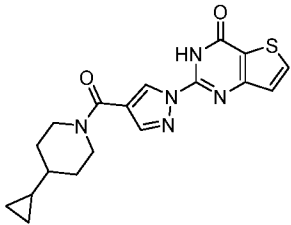
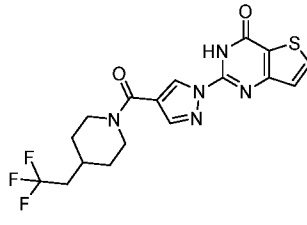
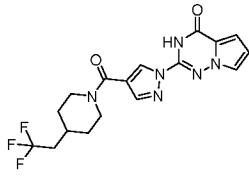
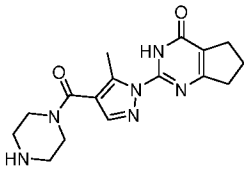
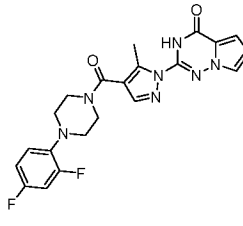
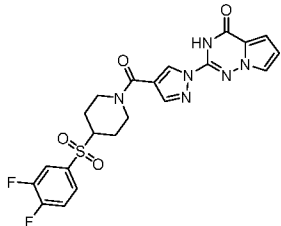
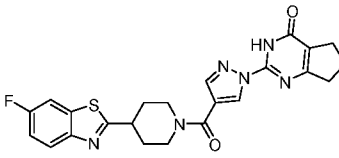
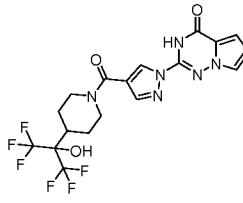
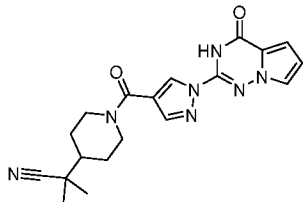
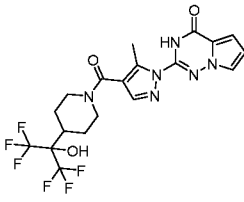
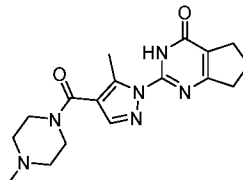
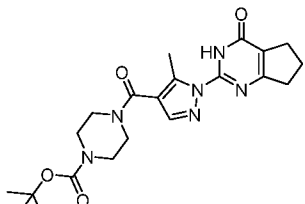
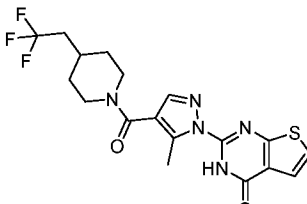
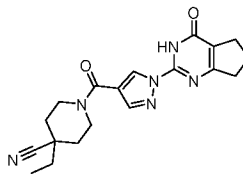
<p>Q-555</p> 	<p>Q-556</p> 	<p>Q-557</p> 
<p>Q-558</p> 	<p>Q-559</p> 	<p>Q-560</p> 
<p>Q-561</p> 	<p>Q-562</p> 	<p>Q-563</p> 
<p>Q-564</p> 	<p>Q-565</p> 	<p>Q-566</p> 
<p>Q-567</p> 	<p>Q-568</p> 	<p>Q-569</p> 
<p>Q-570</p> 	<p>Q-571</p> 	<p>Q-572</p> 

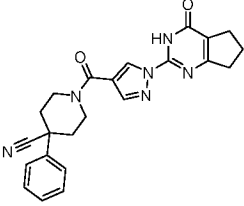
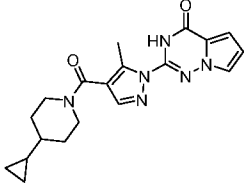
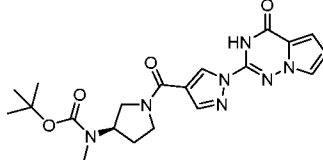
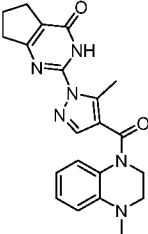
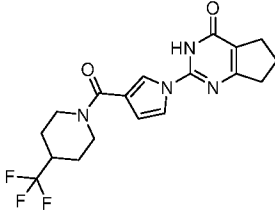
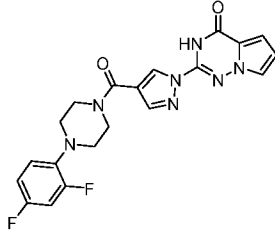
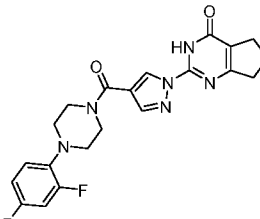
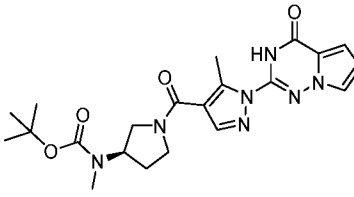
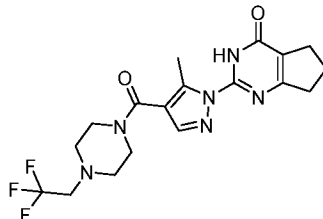
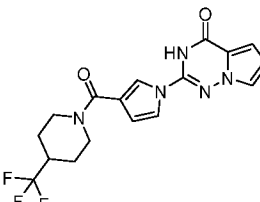
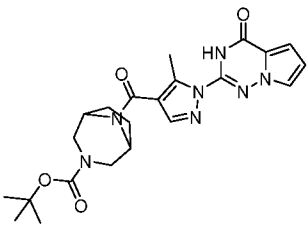
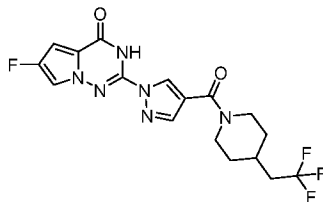
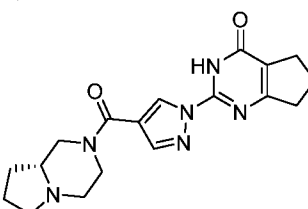
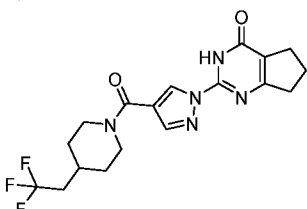
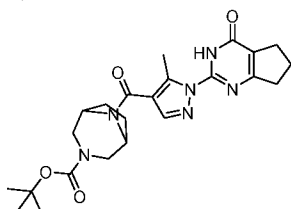
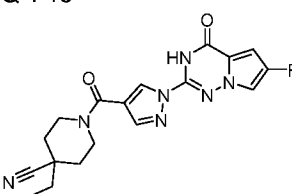
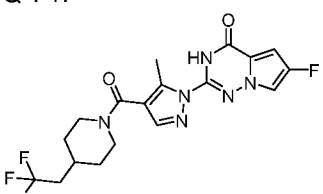
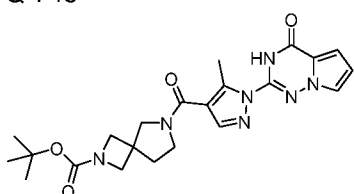
<p>Q-573</p> 	<p>Q-574</p> 	<p>Q-575</p> 
<p>Q-576</p> 	<p>Q-577</p> 	<p>Q-578</p> 
<p>Q-579</p> 	<p>Q-580</p> 	<p>Q-582</p> 
<p>Q-583</p> 	<p>Q-584</p> 	<p>Q-585</p> 
<p>Q-586</p> 	<p>Q-587</p> 	<p>Q-588</p> 
<p>Q-589</p> 	<p>Q-590</p> 	<p>Q-591</p> 

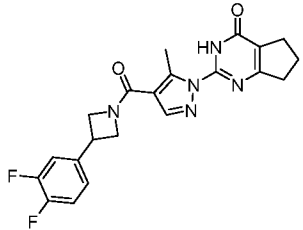
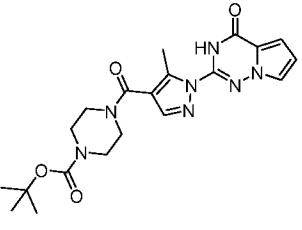
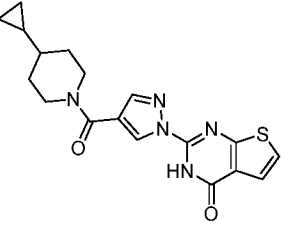
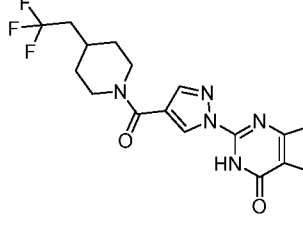
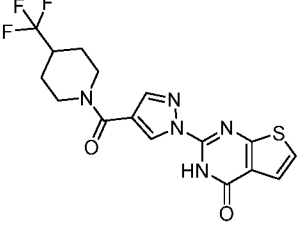
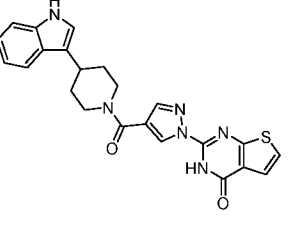
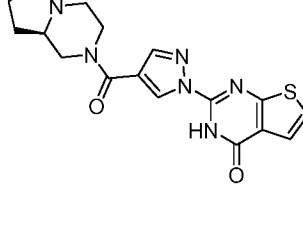
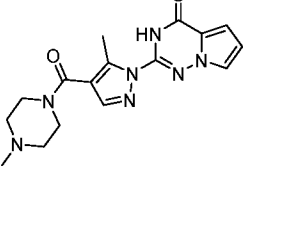
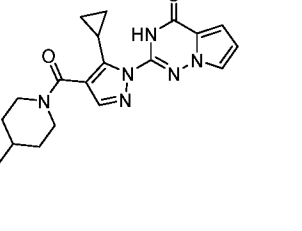
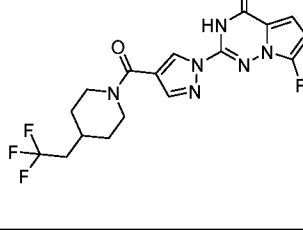
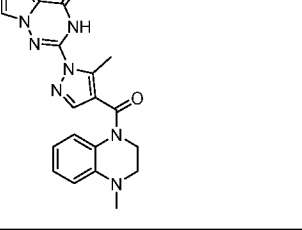
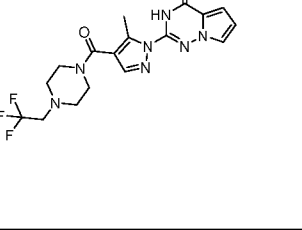
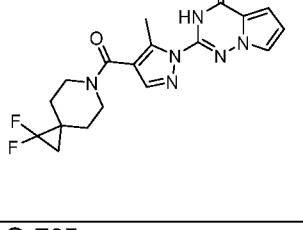
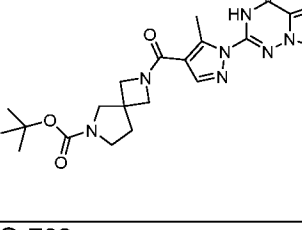
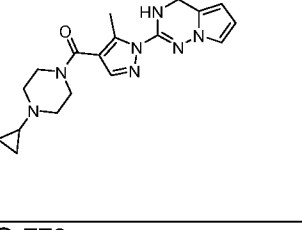
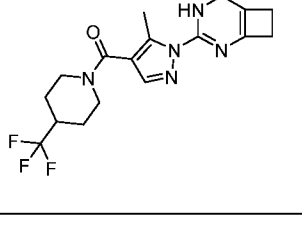
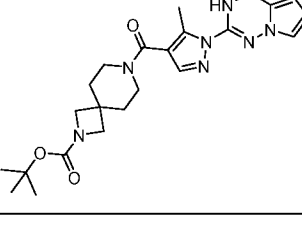
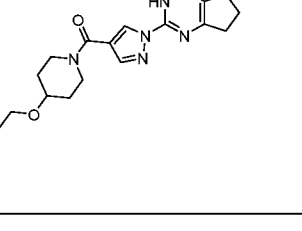
<p>Q-592</p> 	<p>Q-593</p> 	<p>Q-594</p> 
<p>Q-595</p> 	<p>Q-596</p> 	<p>Q-597</p> 
<p>Q-598</p> 	<p>Q-599</p> 	<p>Q-600</p> 
<p>Q-601</p> 	<p>Q-602</p> 	<p>Q-603</p> 
<p>Q-604</p> 	<p>Q-605</p> 	<p>Q-606</p> 
<p>Q-607</p> 	<p>Q-608</p> 	<p>Q-609</p> 

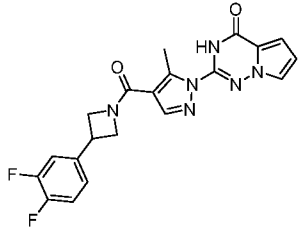
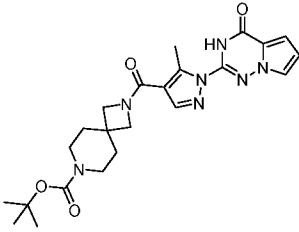
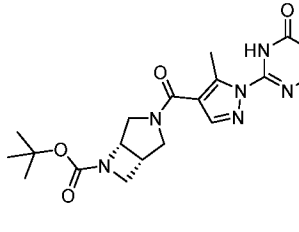
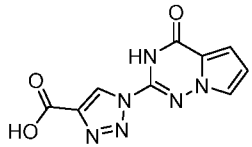
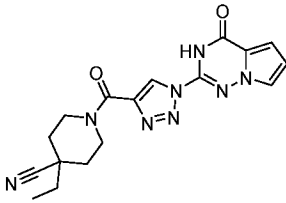
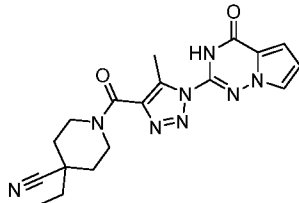
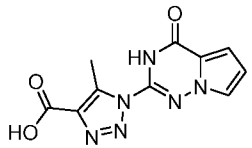
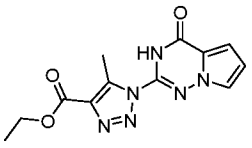
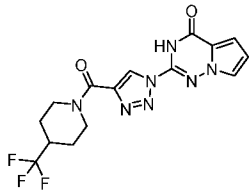
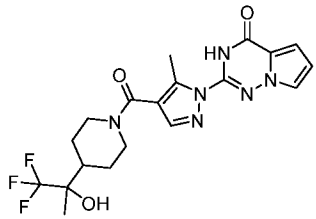
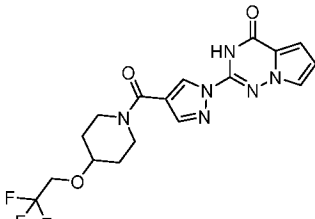
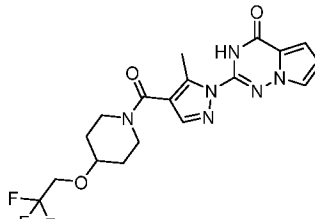
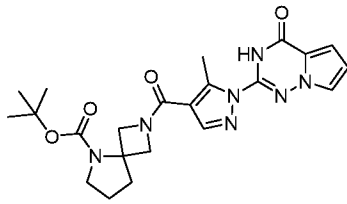
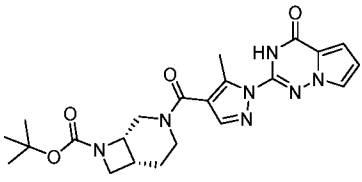
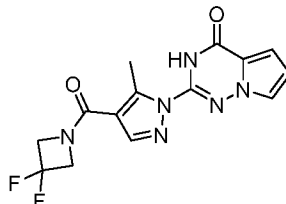
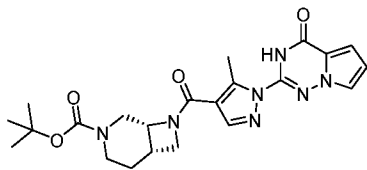
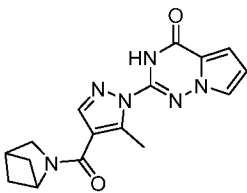
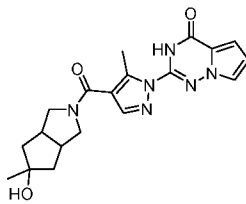
<p>Q-610</p> 	<p>Q-611</p> 	<p>Q-612</p> 
<p>Q-614</p> 	<p>Q-615</p> 	<p>Q-616</p> 
<p>Q-617</p> 	<p>Q-618</p> 	<p>Q-619</p> 
<p>Q-620</p> 	<p>Q-621</p> 	<p>Q-622</p> 
<p>Q-623</p> 	<p>Q-624</p> 	<p>Q-626</p> 
<p>Q-627</p> 	<p>Q-630</p> 	<p>Q-632</p> 

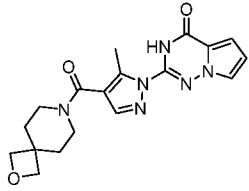
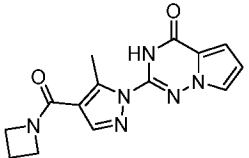
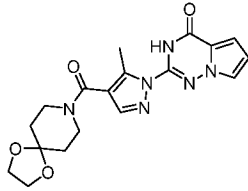
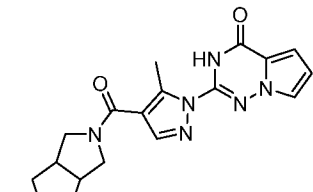
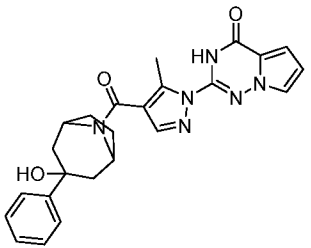
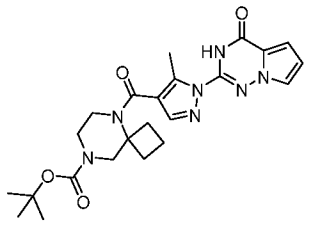
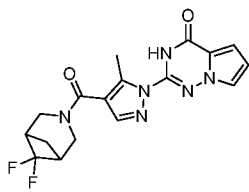
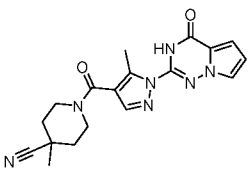
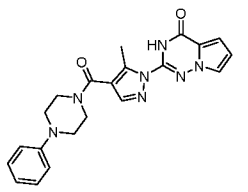
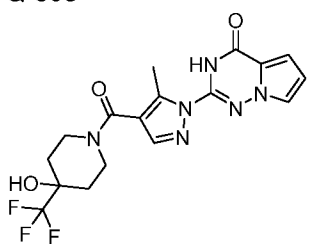
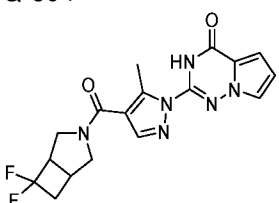
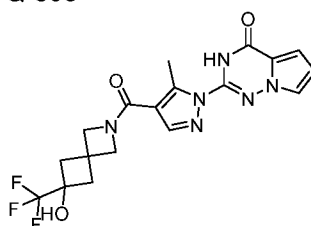
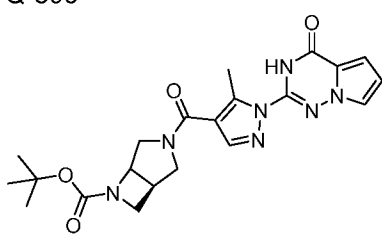
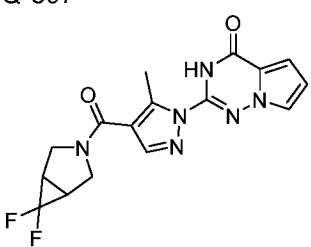
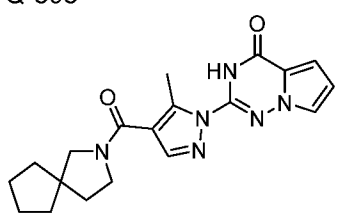
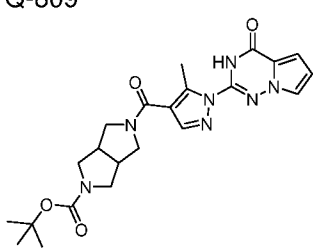
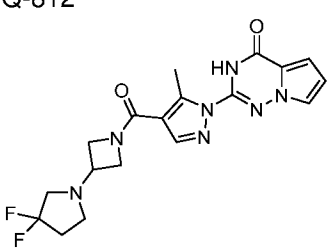
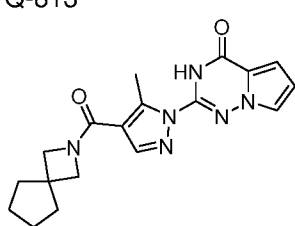
<p>Q-633</p> 	<p>Q-634</p> 	<p>Q-635</p> 
<p>Q-681</p> 	<p>Q-687</p> 	<p>Q-690</p> 
<p>Q-691</p> 	<p>Q-693</p> 	<p>Q-696</p> 
<p>Q-697</p> 	<p>Q-698</p> 	<p>Q-700</p> 
<p>Q-701</p> 	<p>Q-702</p> 	<p>Q-703</p> 
<p>Q-704</p> 	<p>Q-705</p> 	<p>Q-706</p> 

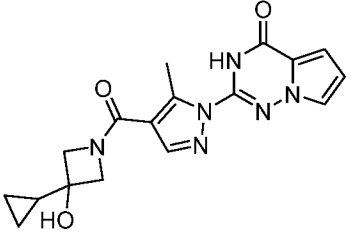
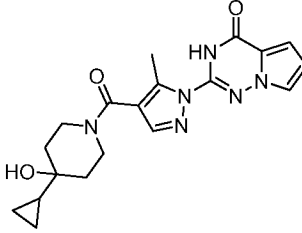
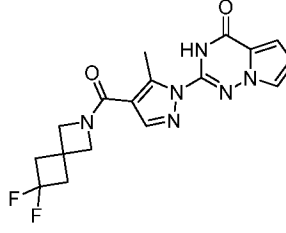
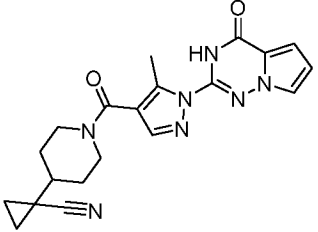
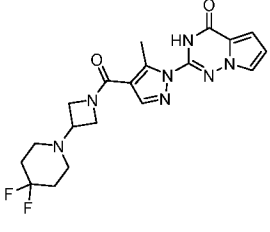
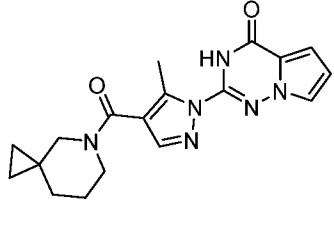
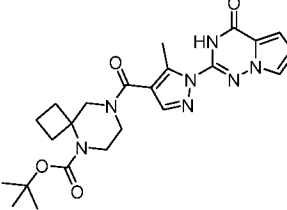
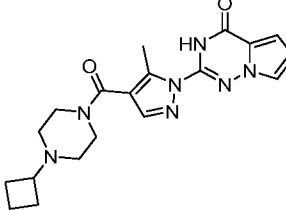
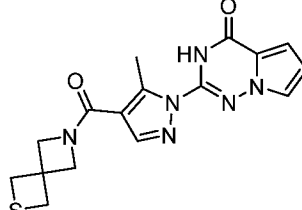
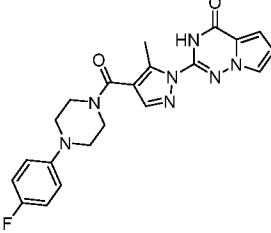
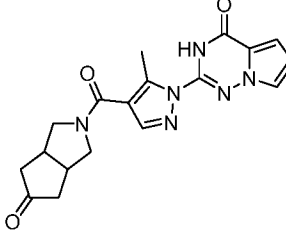
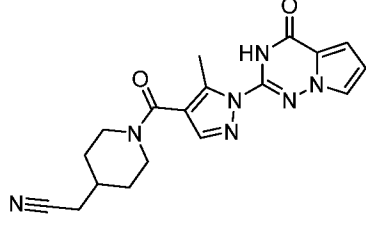
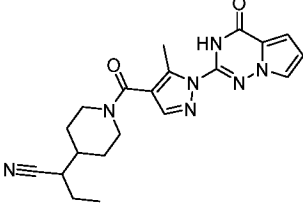
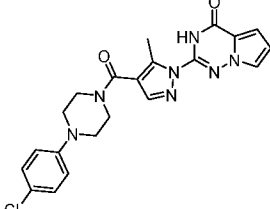
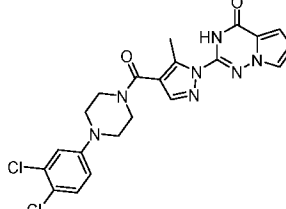
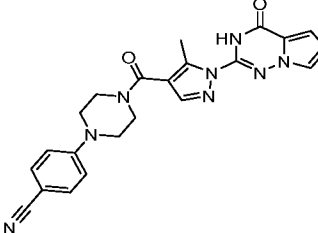
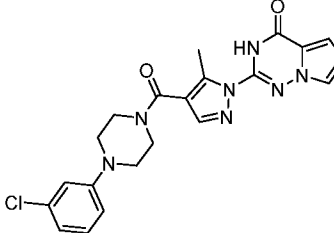
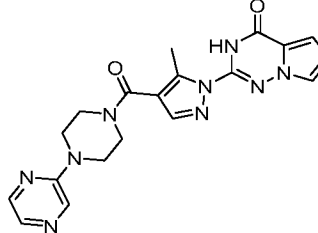
<p>Q-707</p> 	<p>Q-708</p> 	<p>Q-709</p> 
<p>Q-710</p> 	<p>Q-711</p> 	<p>Q-712</p> 
<p>Q-713</p> 	<p>Q-714</p> 	<p>Q-715</p> 
<p>Q-716</p> 	<p>Q-718</p> 	<p>Q-719</p> 
<p>Q-720</p> 	<p>Q-721</p> 	<p>Q-722</p> 
<p>Q-723</p> 	<p>Q-724</p> 	<p>Q-725</p> 

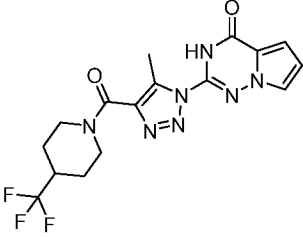
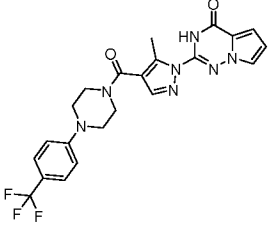
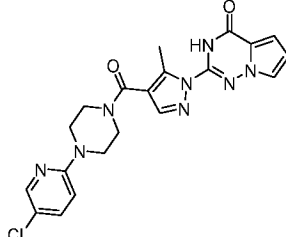
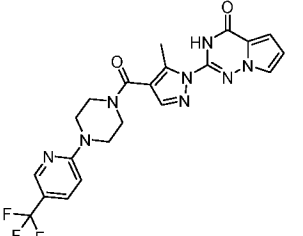
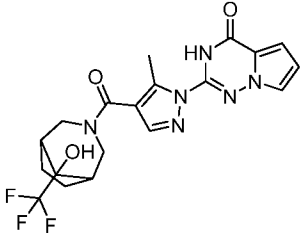
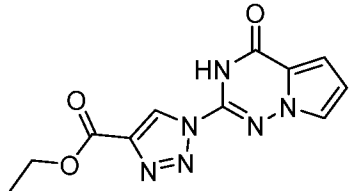
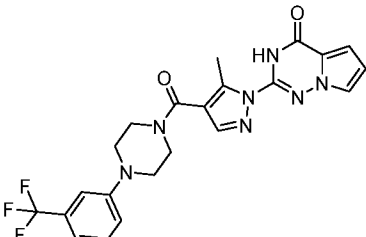
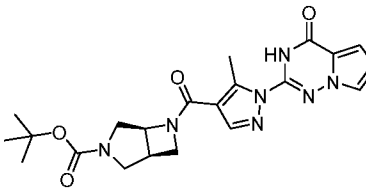
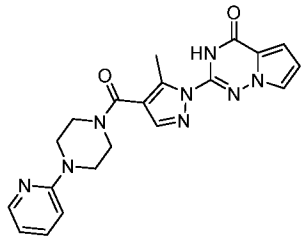
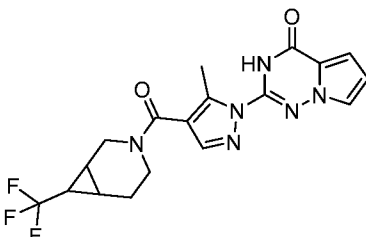
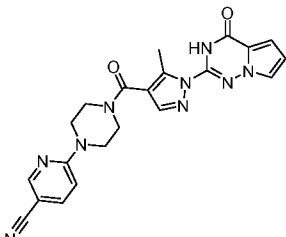
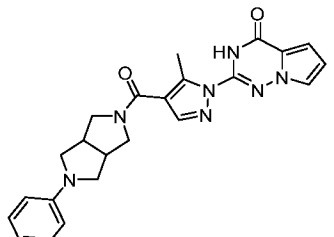
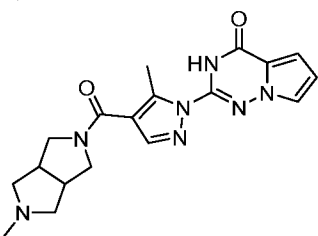
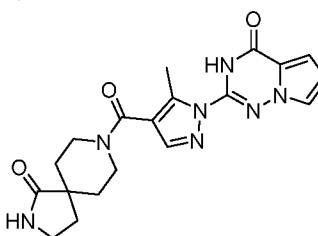
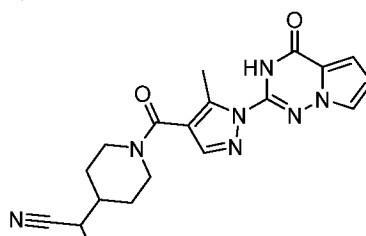
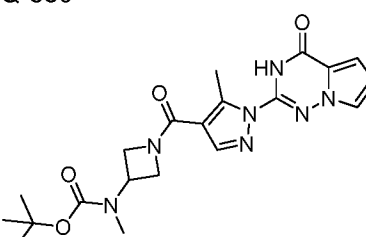
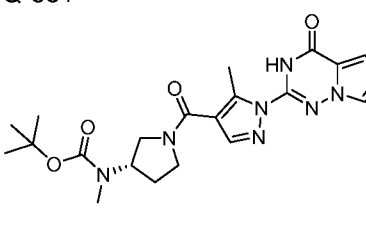
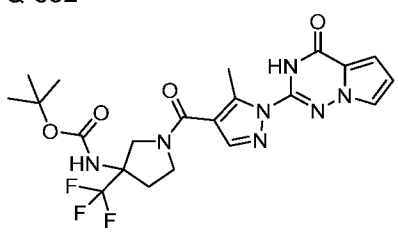
<p>Q-726</p> 	<p>Q-727</p> 	<p>Q-730</p> 
<p>Q-731</p> 	<p>Q-732</p> 	<p>Q-734</p> 
<p>Q-735</p> 	<p>Q-736</p> 	<p>Q-737</p> 
<p>Q-738</p> 	<p>Q-739</p> 	<p>Q-741</p> 
<p>Q-743</p> 	<p>Q-744</p> 	<p>Q-745</p> 
<p>Q-746</p> 	<p>Q-747</p> 	<p>Q-748</p> 

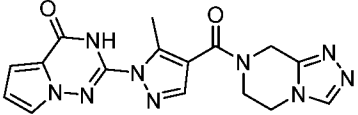
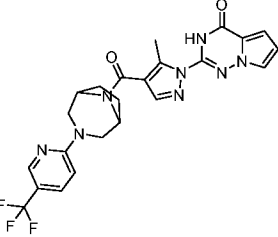
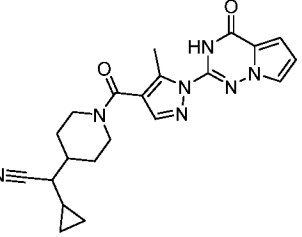
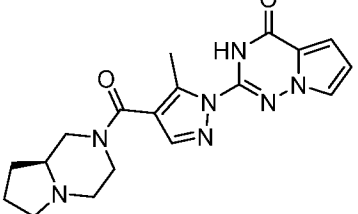
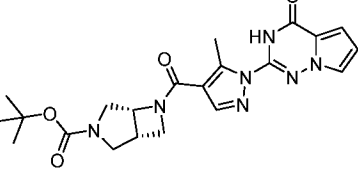
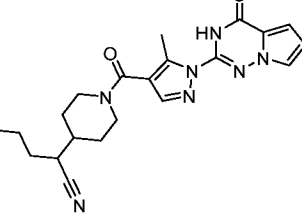
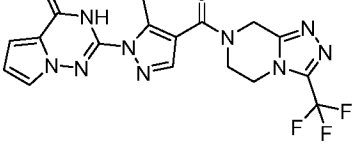
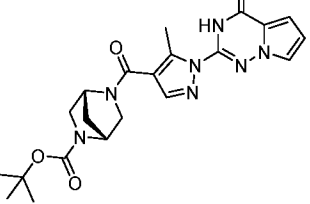
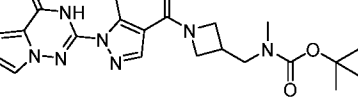
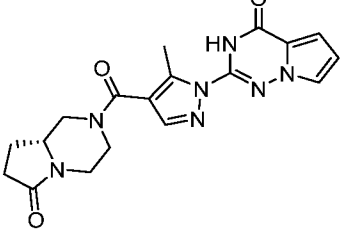
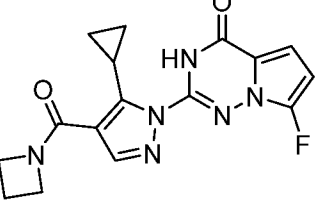
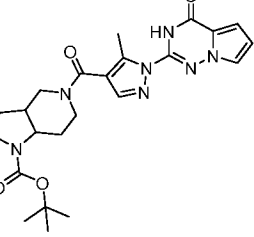
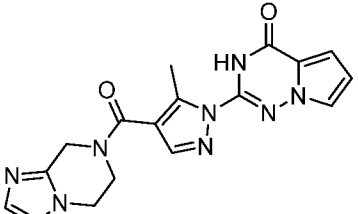
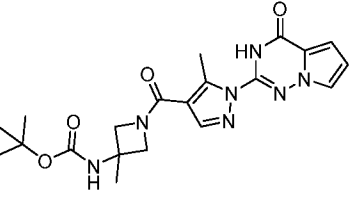
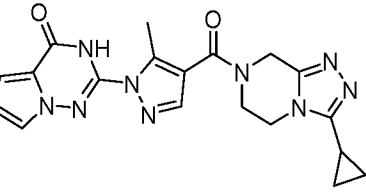
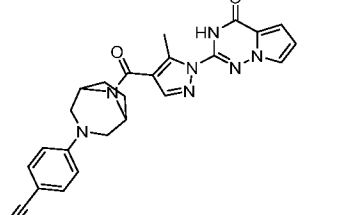
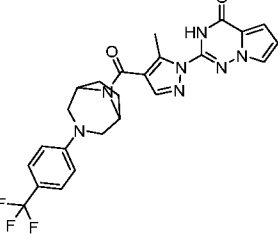
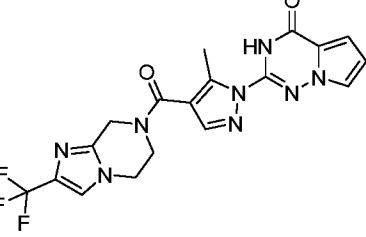
<p>Q-749</p> 	<p>Q-750</p> 	<p>Q-751</p> 
<p>Q-752</p> 	<p>Q-753</p> 	<p>Q-754</p> 
<p>Q-755</p> 	<p>Q-756</p> 	<p>Q-757</p> 
<p>Q-758</p> 	<p>Q-759</p> 	<p>Q-760</p> 
<p>Q-761</p> 	<p>Q-762</p> 	<p>Q-764</p> 
<p>Q-765</p> 	<p>Q-768</p> 	<p>Q-770</p> 

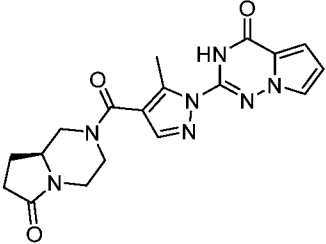
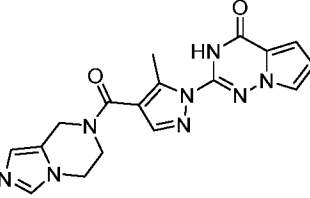
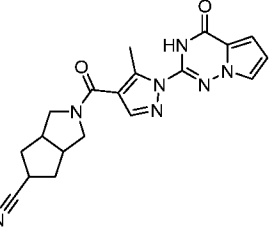
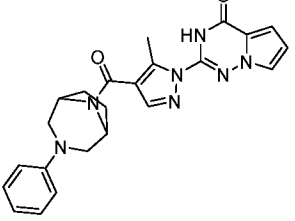
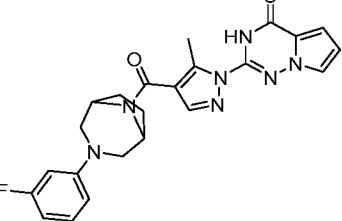
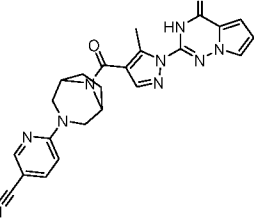
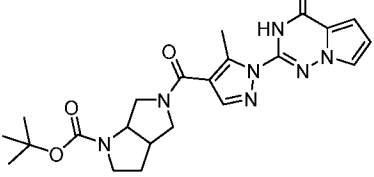
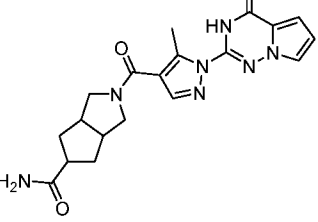
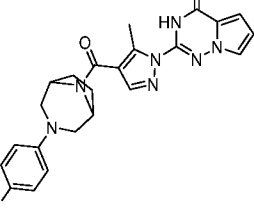
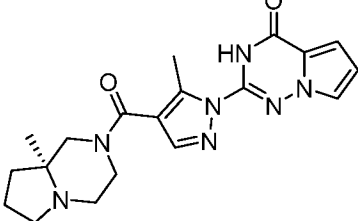
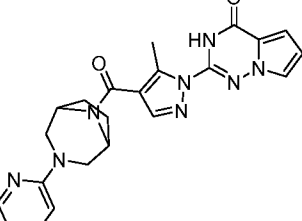
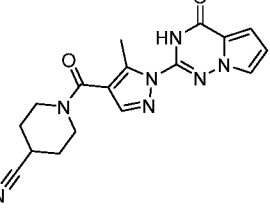
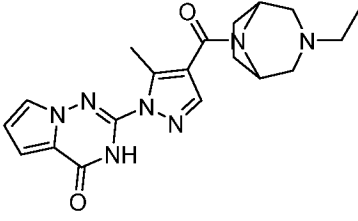
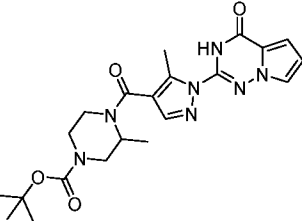
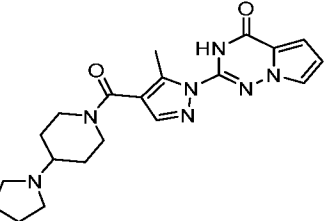
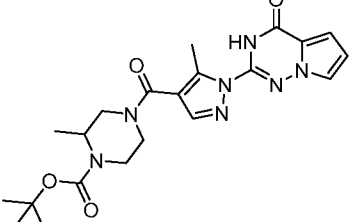
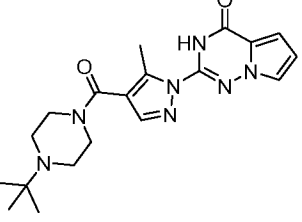
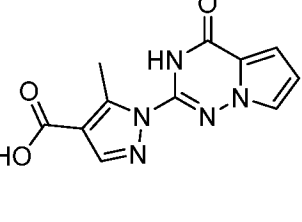
<p>Q-771</p> 	<p>Q-772</p> 	<p>Q-773</p> 
<p>Q-774</p> 	<p>Q-775</p> 	<p>Q-777</p> 
<p>Q-779</p> 	<p>Q-780</p> 	<p>Q-781</p> 
<p>Q-782</p> 	<p>Q-783</p> 	<p>Q-784</p> 
<p>Q-785</p> 	<p>Q-788</p> 	<p>Q-789</p> 
<p>Q-790</p> 	<p>Q-791</p> 	<p>Q-792</p> 

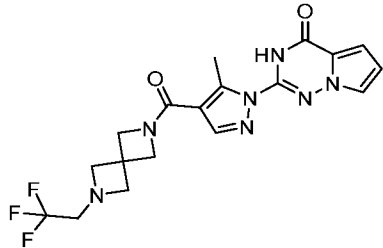
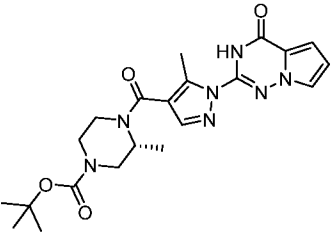
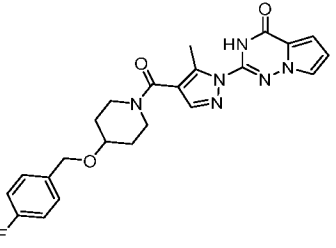
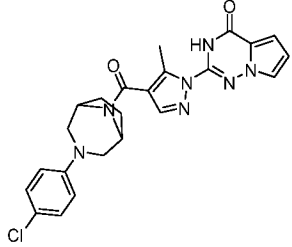
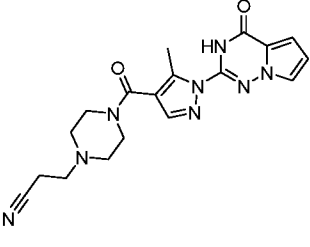
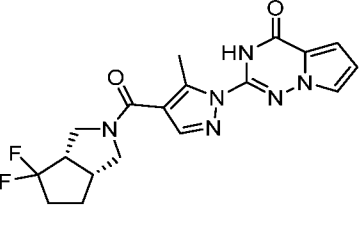
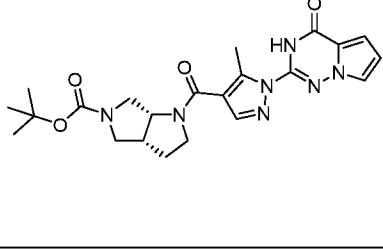
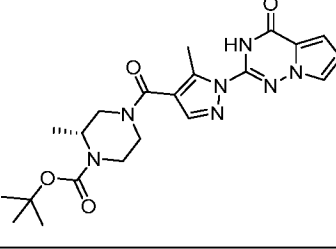
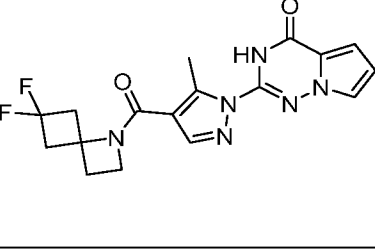
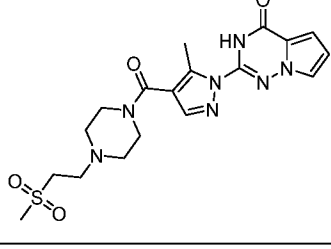
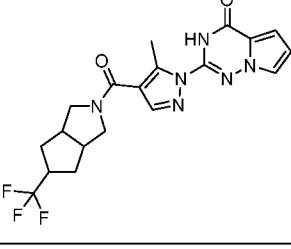
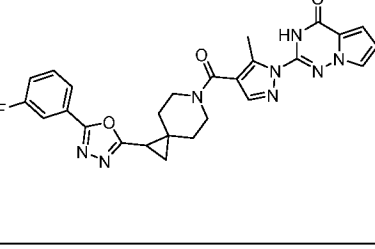
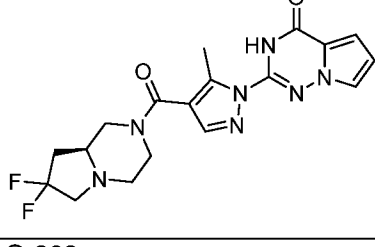
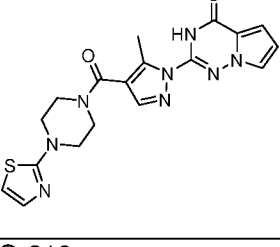
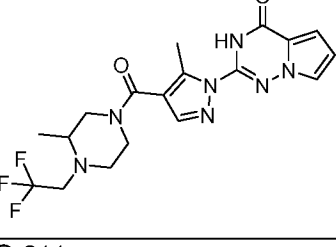
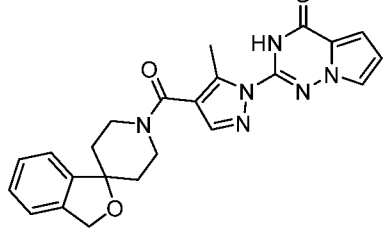
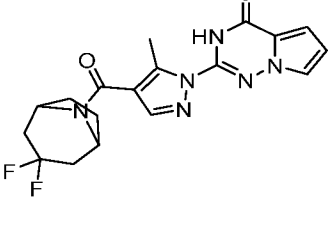
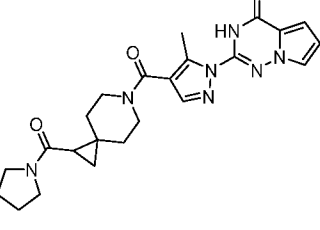
<p>Q-793</p> 	<p>Q-794</p> 	<p>Q-795</p> 
<p>Q-796</p> 	<p>Q-797</p> 	<p>Q-798</p> 
<p>Q-799</p> 	<p>Q-800</p> 	<p>Q-802</p> 
<p>Q-803</p> 	<p>Q-804</p> 	<p>Q-805</p> 
<p>Q-806</p> 	<p>Q-807</p> 	<p>Q-808</p> 
<p>Q-809</p> 	<p>Q-812</p> 	<p>Q-813</p> 

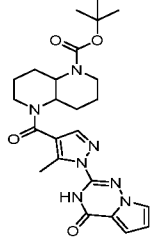
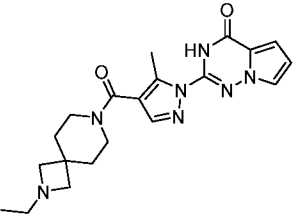
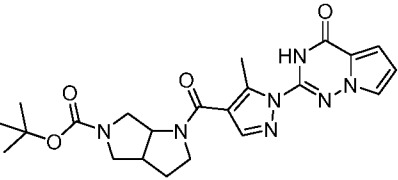
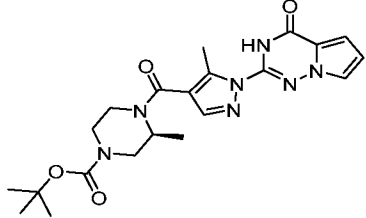
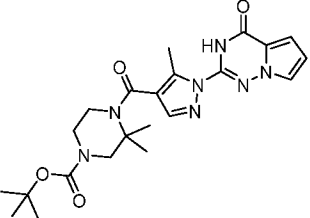
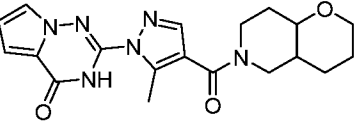
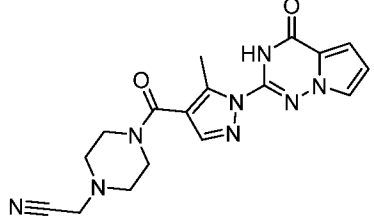
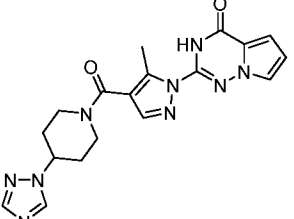
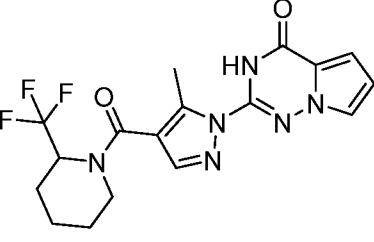
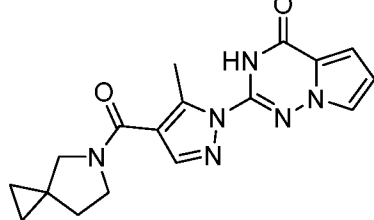
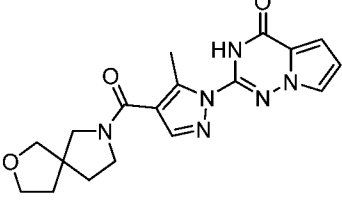
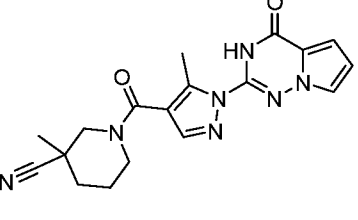
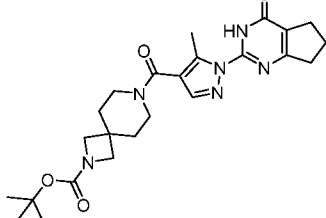
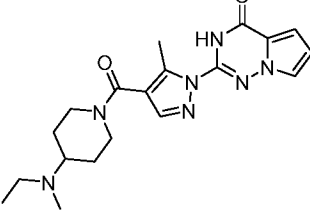
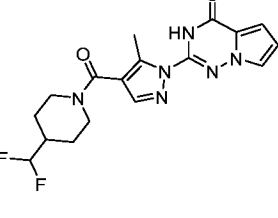
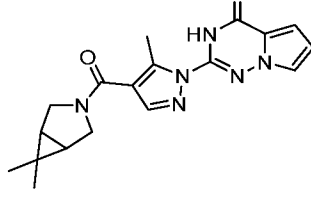
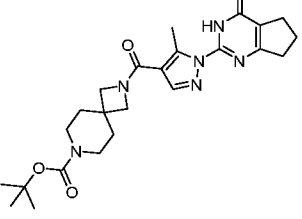
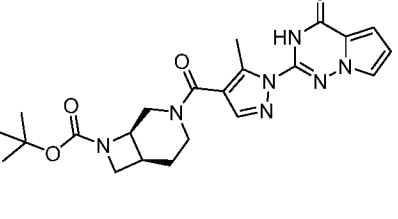
<p>Q-814</p> 	<p>Q-815</p> 	<p>Q-816</p> 
<p>Q-817</p> 	<p>Q-818</p> 	<p>Q-819</p> 
<p>Q-820</p> 	<p>Q-821</p> 	<p>Q-822</p> 
<p>Q-823</p> 	<p>Q-824</p> 	<p>Q-825</p> 
<p>Q-826</p> 	<p>Q-827</p> 	<p>Q-828</p> 
<p>Q-829</p> 	<p>Q-830</p> 	<p>Q-831</p> 

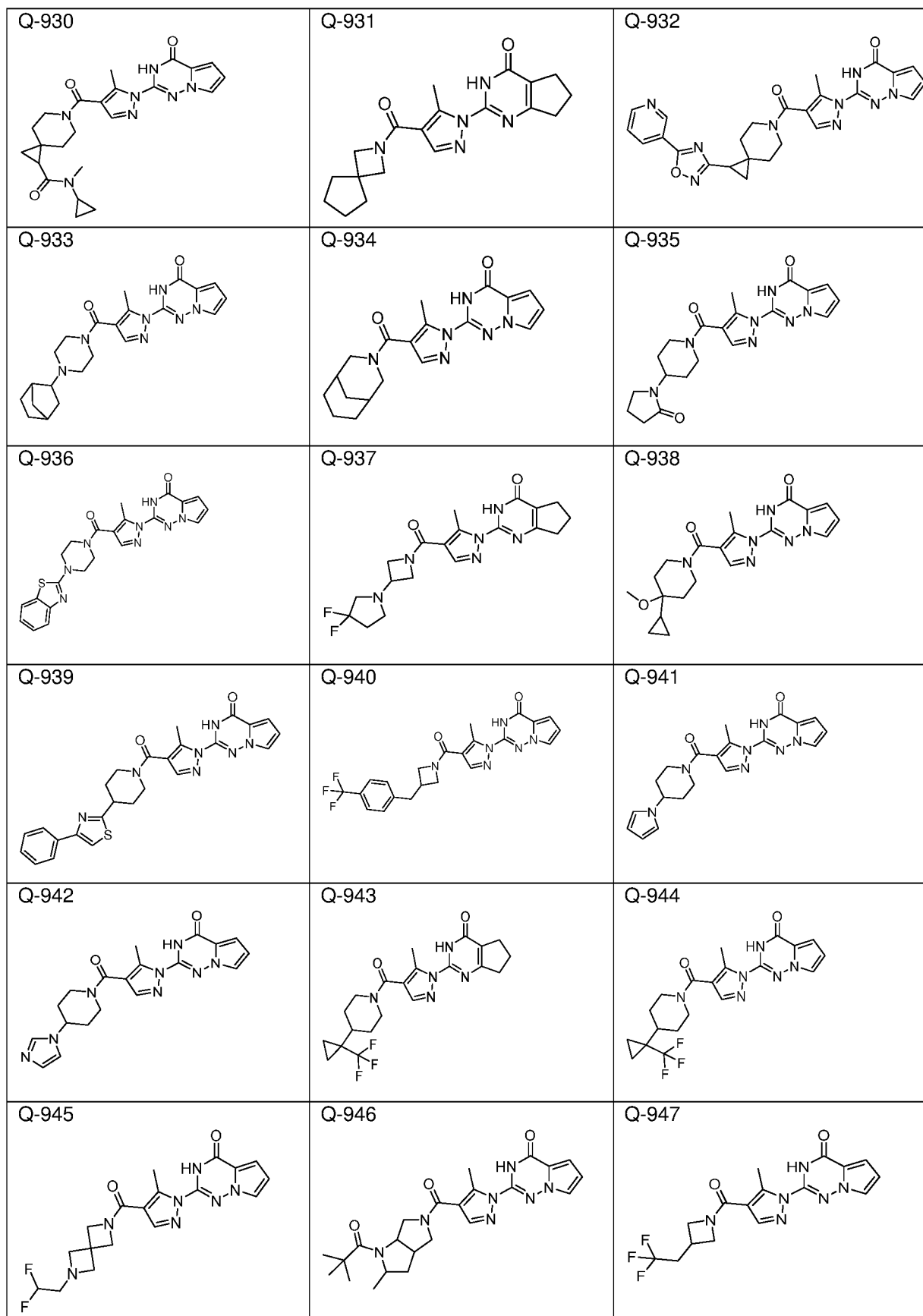
<p>Q-832</p> 	<p>Q-833</p> 	<p>Q-835</p> 
<p>Q-836</p> 	<p>Q-837</p> 	<p>Q-839</p> 
<p>Q-840</p> 	<p>Q-842</p> 	<p>Q-843</p> 
<p>Q-844</p> 	<p>Q-845</p> 	<p>Q-846</p> 
<p>Q-847</p> 	<p>Q-848</p> 	<p>Q-849</p> 
<p>Q-850</p> 	<p>Q-851</p> 	<p>Q-852</p> 

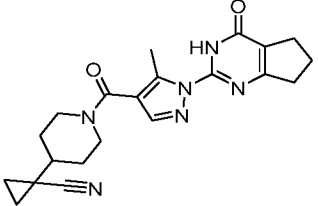
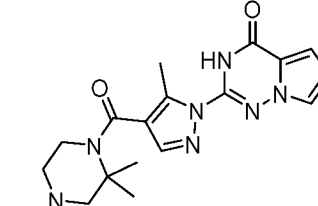
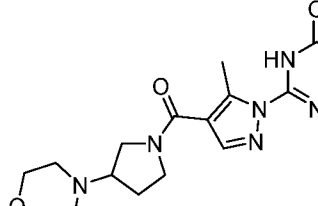
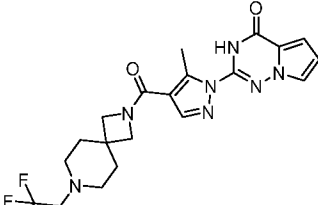
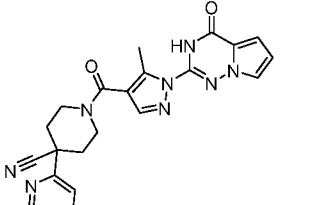
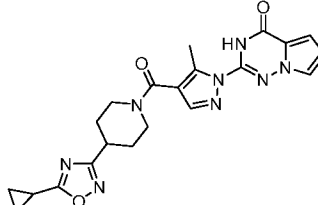
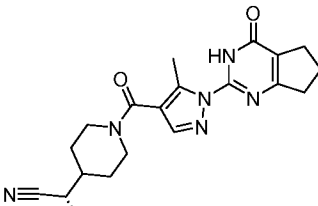
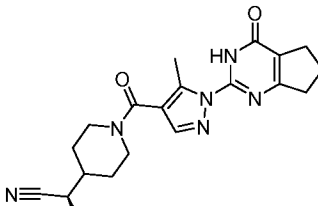
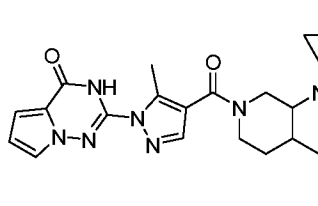
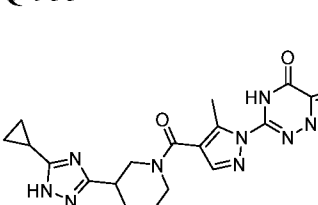
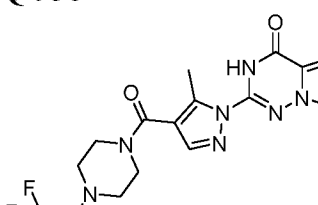
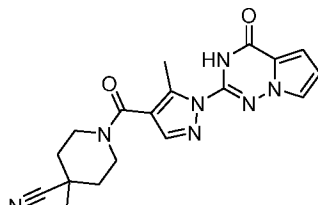
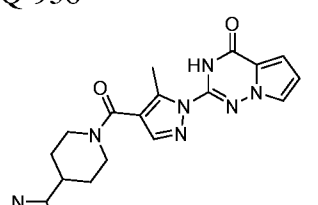
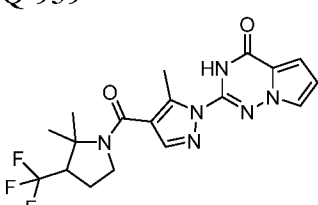
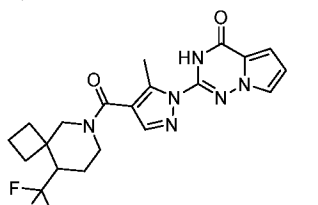
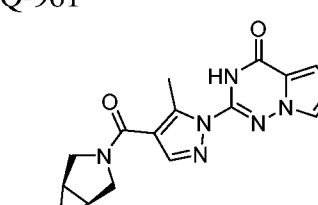
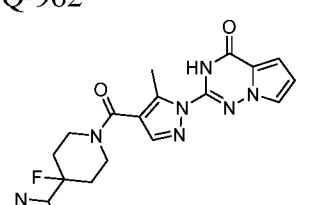
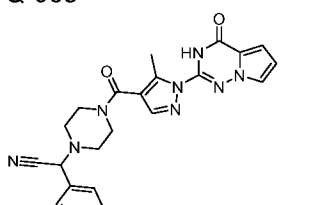
<p>Q-853</p> 	<p>Q-854</p> 	<p>Q-855</p> 
<p>Q-856</p> 	<p>Q-857</p> 	<p>Q-858</p> 
<p>Q-859</p> 	<p>Q-860</p> 	<p>Q-861</p> 
<p>Q-862</p> 	<p>Q-863</p> 	<p>Q-865</p> 
<p>Q-866</p> 	<p>Q-867</p> 	<p>Q-868</p> 
<p>Q-869</p> 	<p>Q-870</p> 	<p>Q-871</p> 

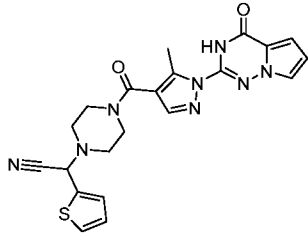
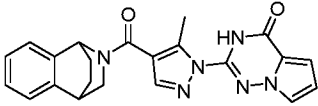
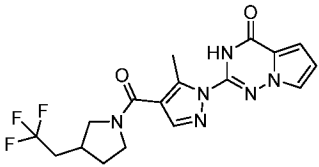
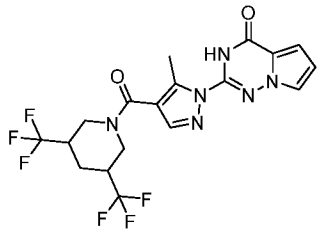
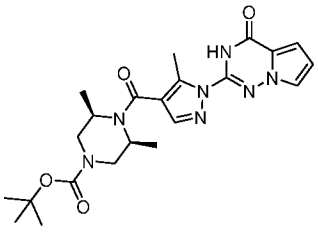
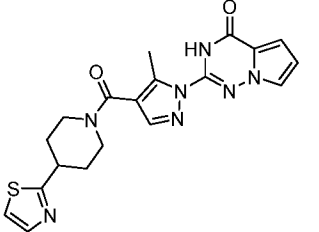
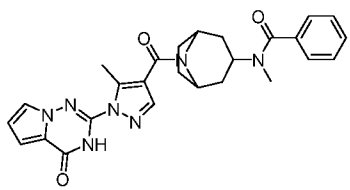
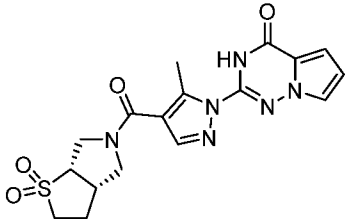
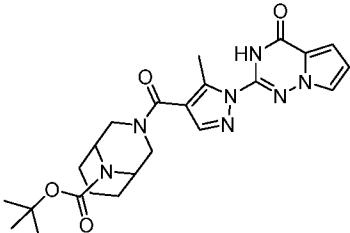
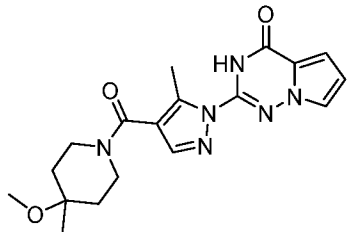
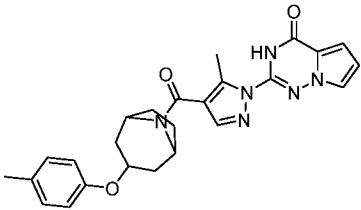
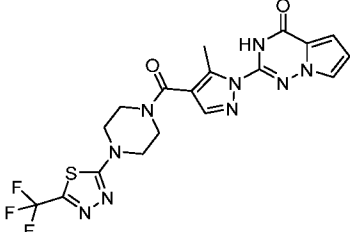
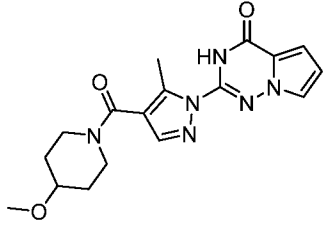
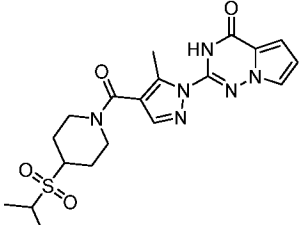
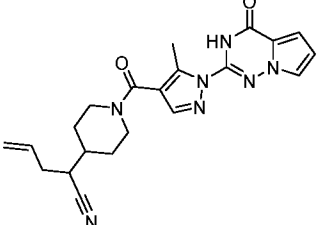
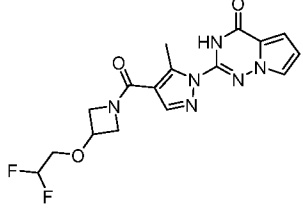
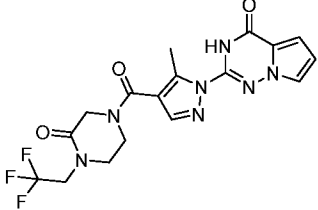
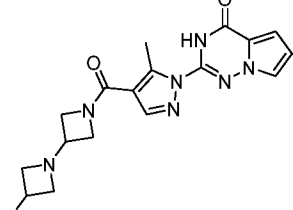
<p>Q-872</p> 	<p>Q-873</p> 	<p>Q-874</p> 
<p>Q-875</p> 	<p>Q-876</p> 	<p>Q-877</p> 
<p>Q-878</p> 	<p>Q-879</p> 	<p>Q-880</p> 
<p>Q-881</p> 	<p>Q-882</p> 	<p>Q-883</p> 
<p>Q-884</p> 	<p>Q-885</p> 	<p>Q-886</p> 
<p>Q-887</p> 	<p>Q-888</p> 	<p>Q-890</p> 

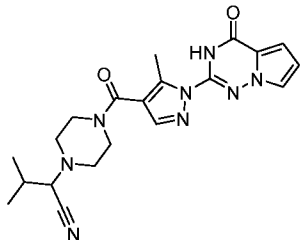
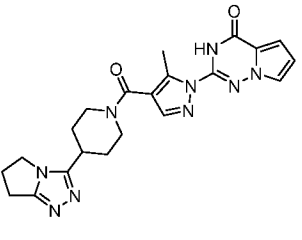
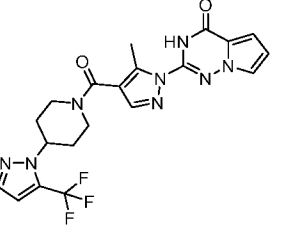
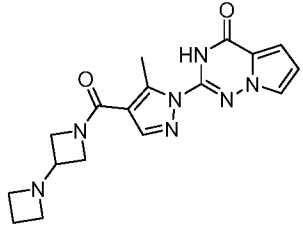
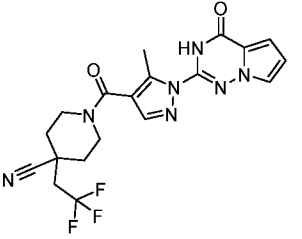
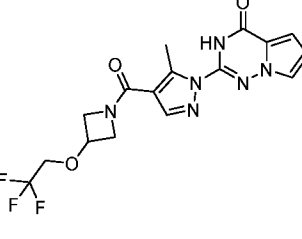
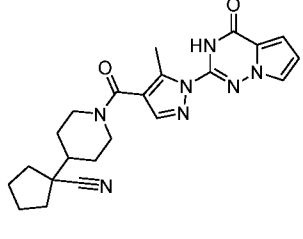
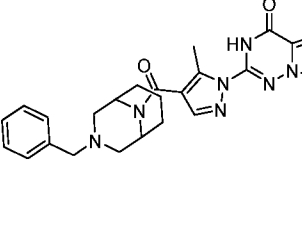
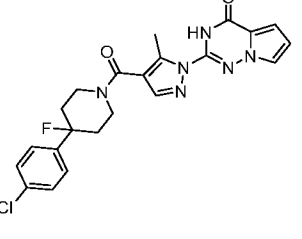
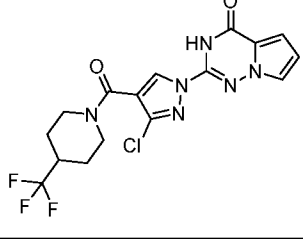
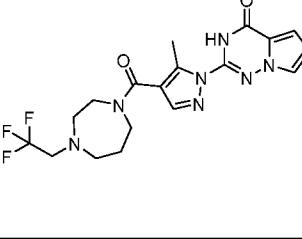
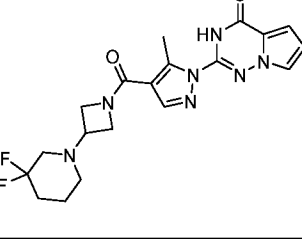
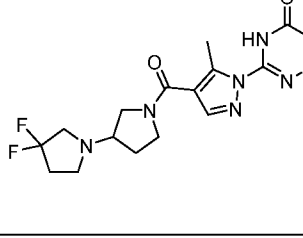
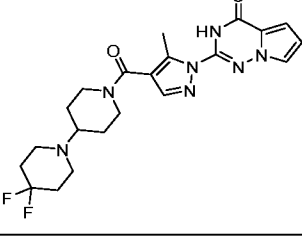
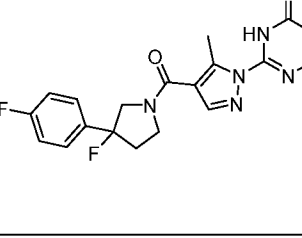
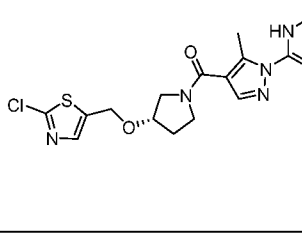
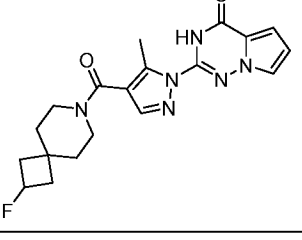
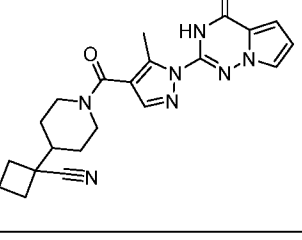
<p>Q-891</p> 	<p>Q-892</p> 	<p>Q-893</p> 
<p>Q-894</p> 	<p>Q-895</p> 	<p>Q-896</p> 
<p>Q-897</p> 	<p>Q-899</p> 	<p>Q-900</p> 
<p>Q-901</p> 	<p>Q-902</p> 	<p>Q-905</p> 
<p>Q-906</p> 	<p>Q-907</p> 	<p>Q-908</p> 
<p>Q-909</p> 	<p>Q-910</p> 	<p>Q-911</p> 

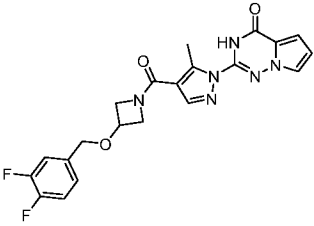
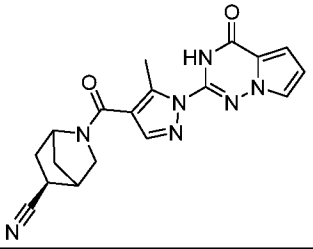
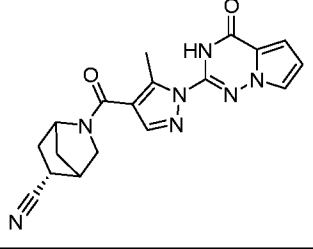
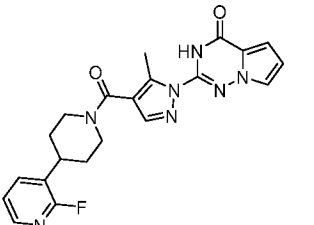
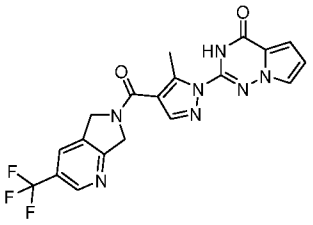
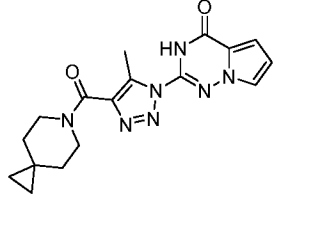
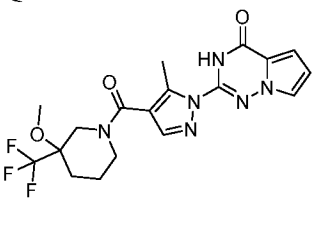
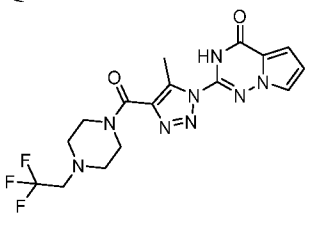
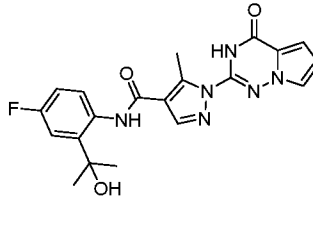
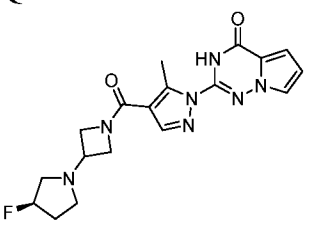
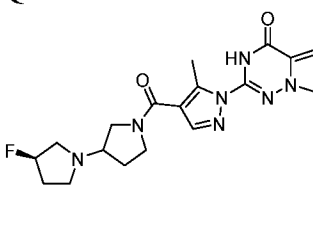
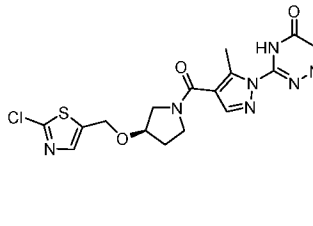
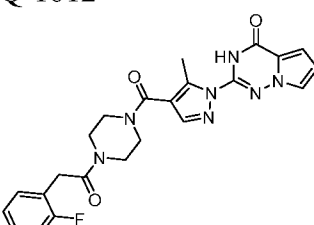
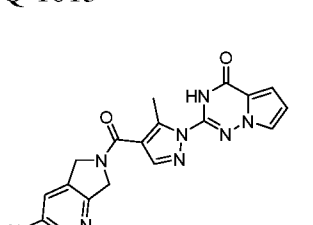
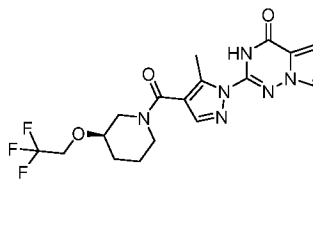
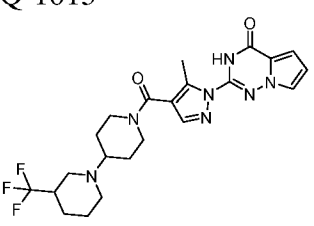
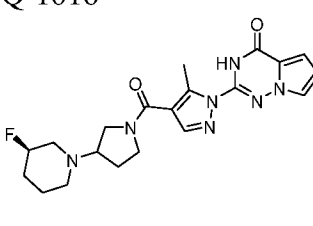
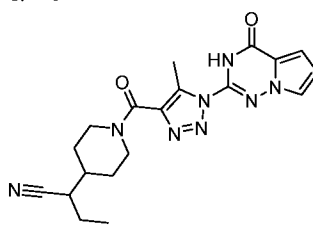
<p>Q-912</p> 	<p>Q-913</p> 	<p>Q-914</p> 
<p>Q-915</p> 	<p>Q-916</p> 	<p>Q-917</p> 
<p>Q-918</p> 	<p>Q-919</p> 	<p>Q-920</p> 
<p>Q-921</p> 	<p>Q-922</p> 	<p>Q-923</p> 
<p>Q-924</p> 	<p>Q-925</p> 	<p>Q-926</p> 
<p>Q-927</p> 	<p>Q-928</p> 	<p>Q-929</p> 

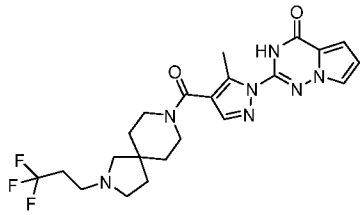
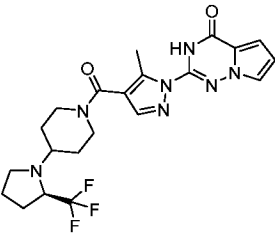
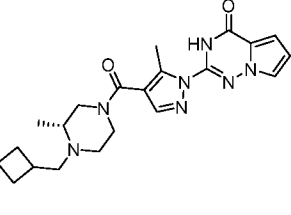
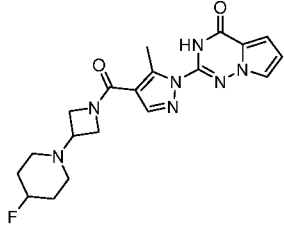
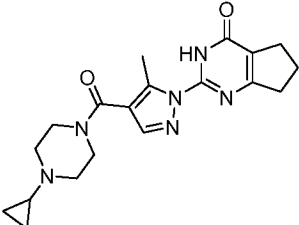
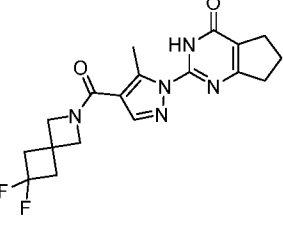
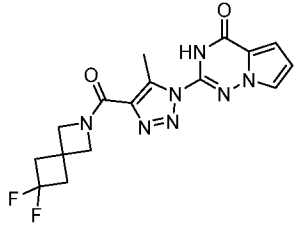
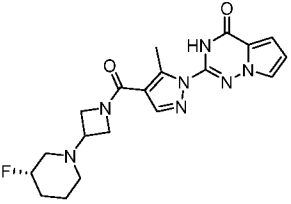
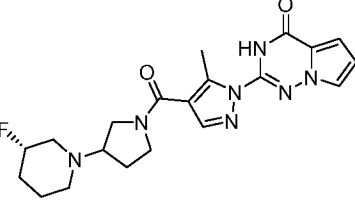
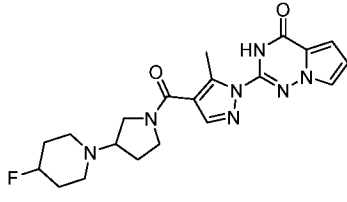
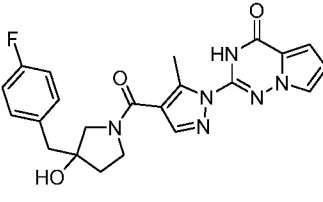
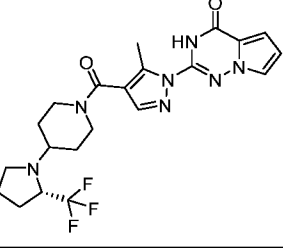
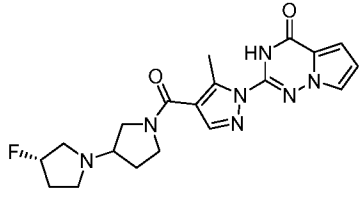
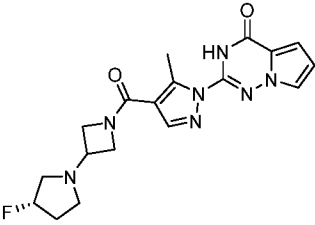
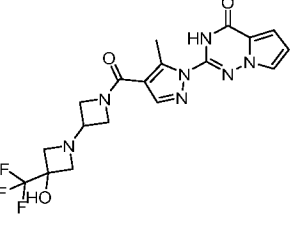
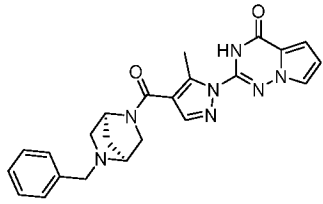
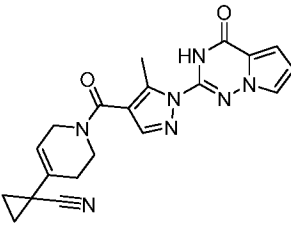
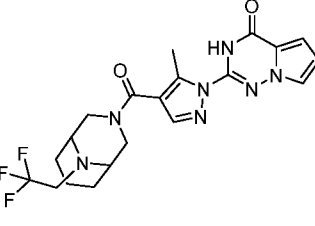


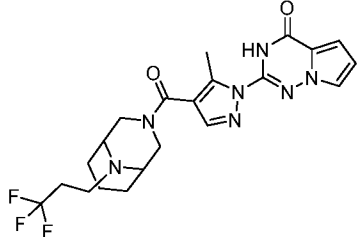
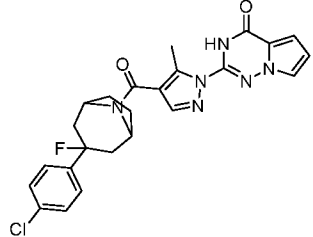
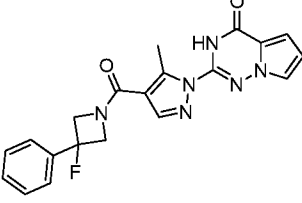
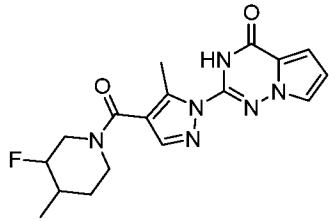
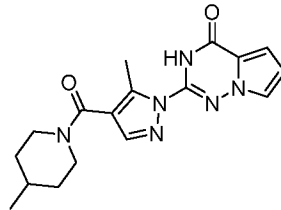
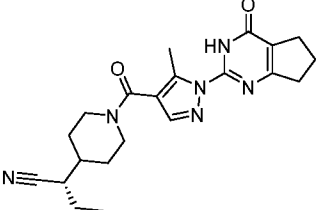
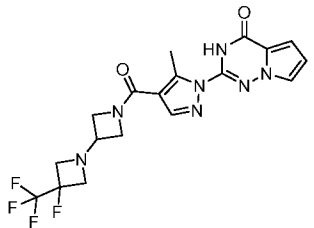
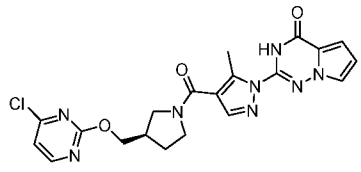
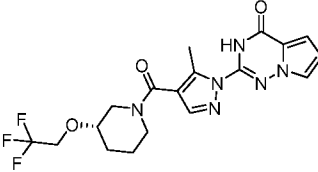
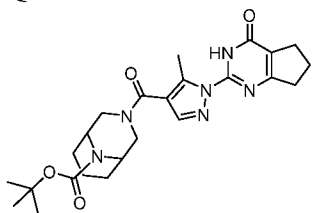
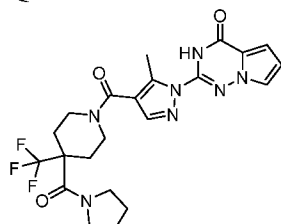
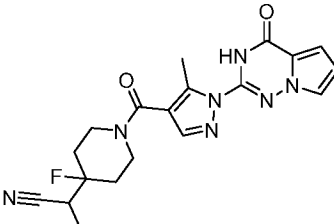
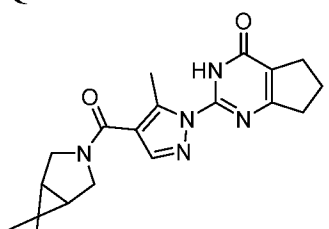
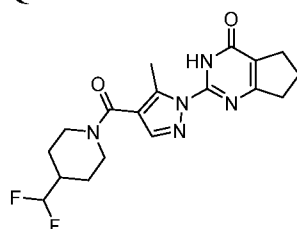
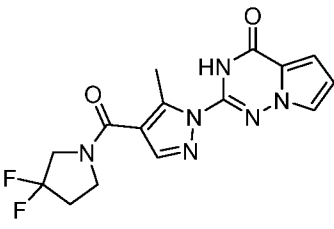
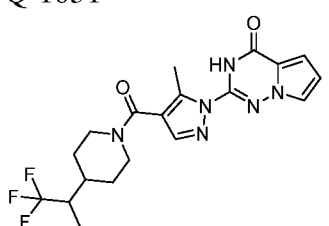
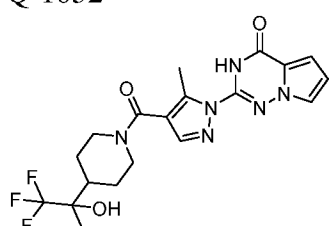
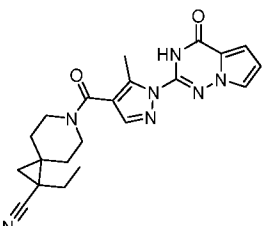
<p>Q-948</p> 	<p>Q-949</p> 	<p>Q-950</p> 
<p>Q-951</p> 	<p>Q-952</p> 	<p>Q-953</p> 
<p>Q-572a</p> 	<p>Q-572b</p> 	<p>Q-954</p> 
<p>Q-955</p> 	<p>Q-956</p> 	<p>Q-957</p> 
<p>Q-958</p> 	<p>Q-959</p> 	<p>Q-960</p> 
<p>Q-961</p> 	<p>Q-962</p> 	<p>Q-963</p> 

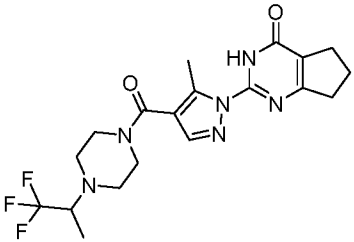
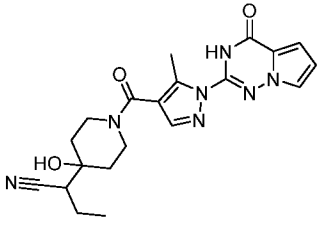
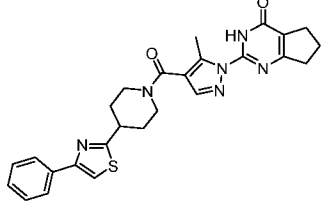
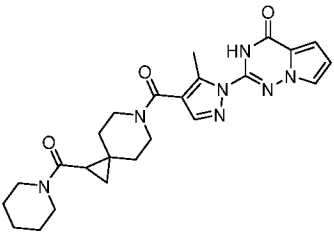
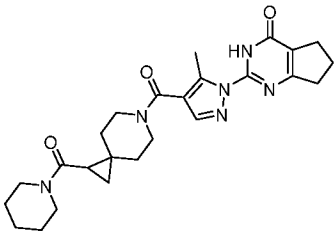
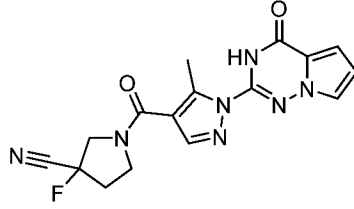
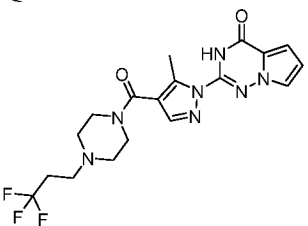
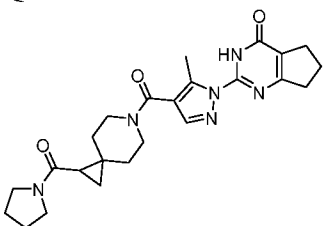
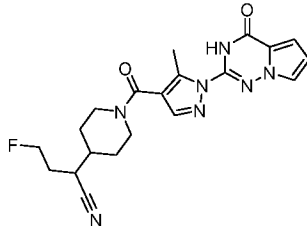
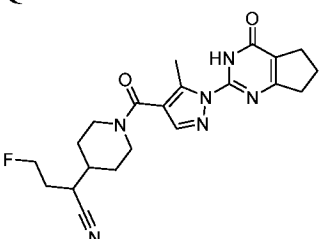
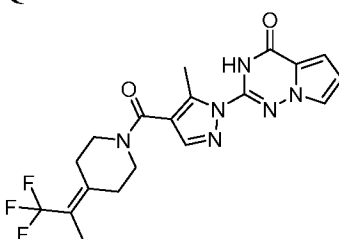
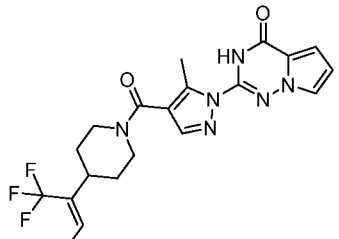
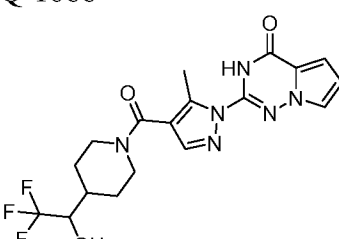
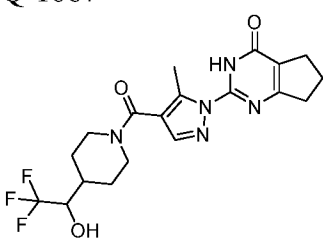
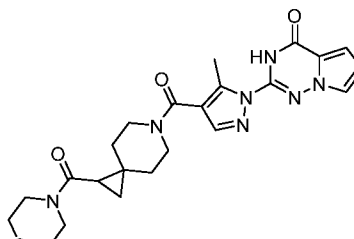
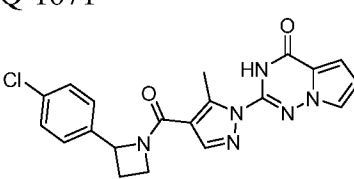
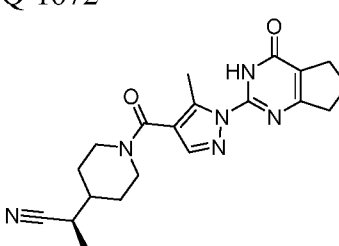
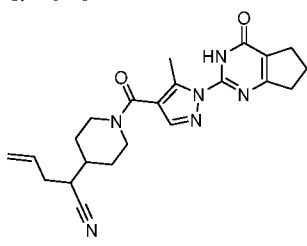
Q-964 	Q-965 	Q-966 
Q-967 	Q-968 	Q-969 
Q-970 	Q-971 	Q-972 
Q-973 	Q-974 	Q-975 
Q-976 	Q-977 	Q-978 
Q-979 	Q-980 	Q-981 

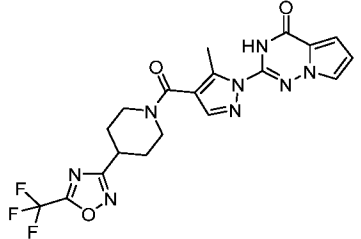
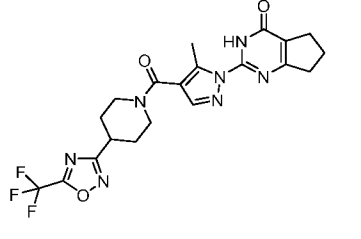
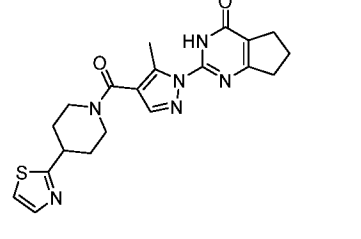
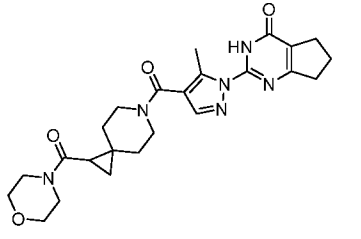
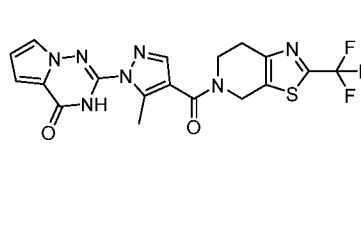
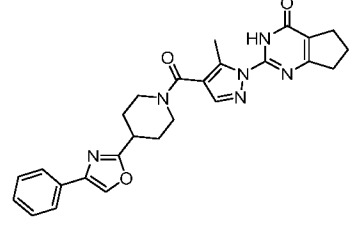
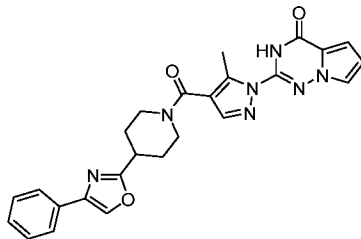
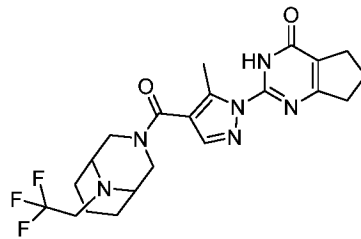
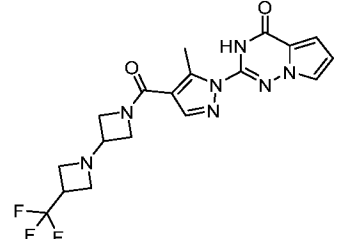
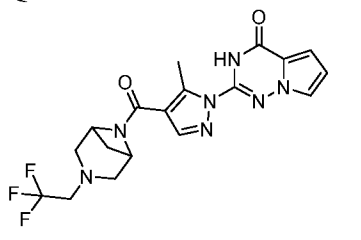
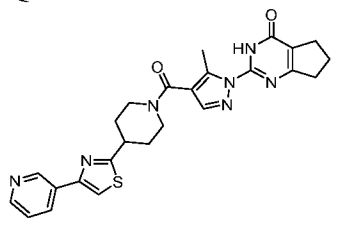
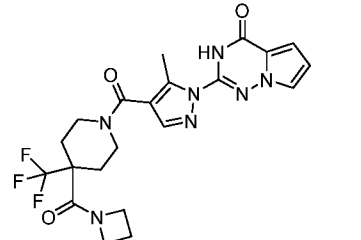
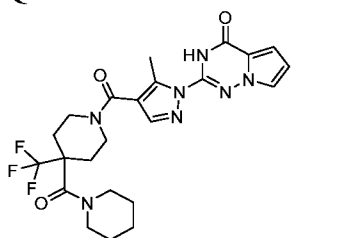
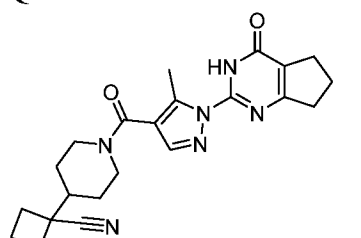
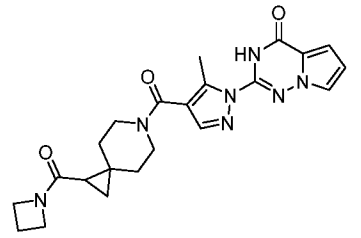
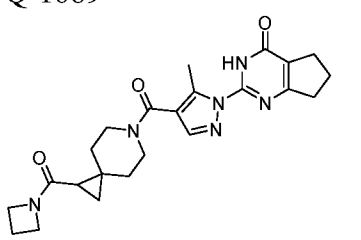
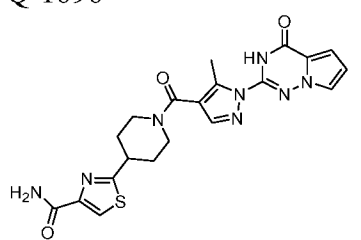
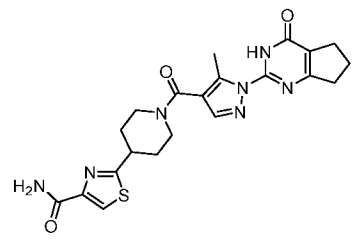
<p>Q-982</p> 	<p>Q-983</p> 	<p>Q-984</p> 
<p>Q-985</p> 	<p>Q-986</p> 	<p>Q-987</p> 
<p>Q-988</p> 	<p>Q-989</p> 	<p>Q-990</p> 
<p>Q-991</p> 	<p>Q-992</p> 	<p>Q-993</p> 
<p>Q-994</p> 	<p>Q-995</p> 	<p>Q-996</p> 
<p>Q-997</p> 	<p>Q-998</p> 	<p>Q-999</p> 

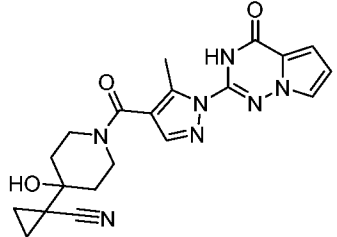
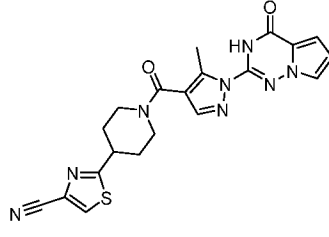
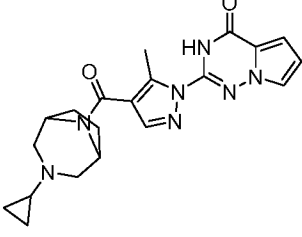
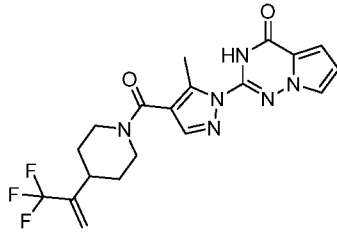
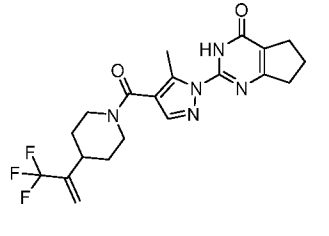
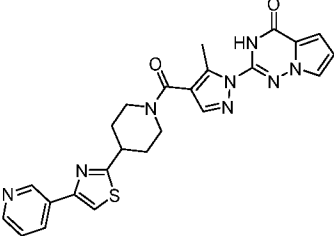
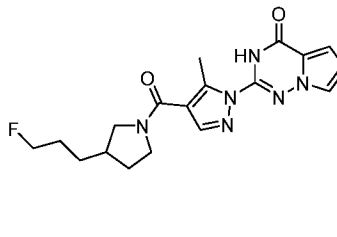
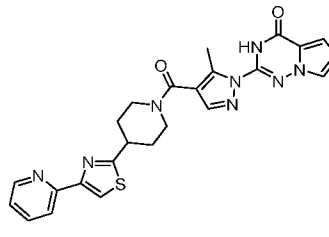
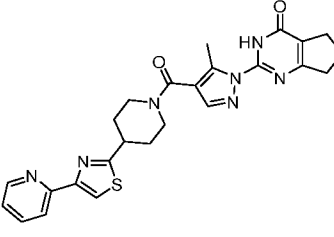
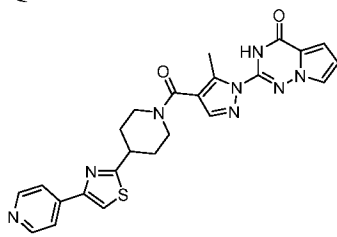
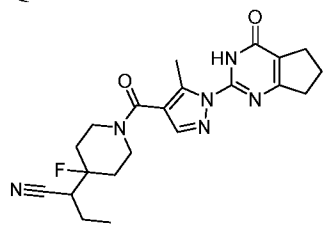
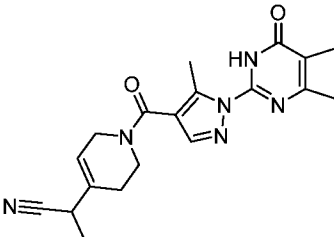
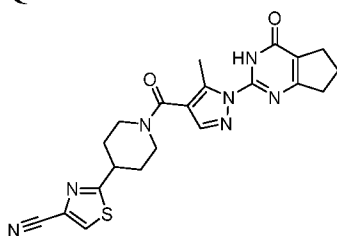
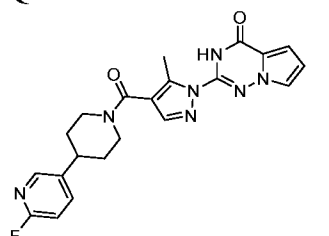
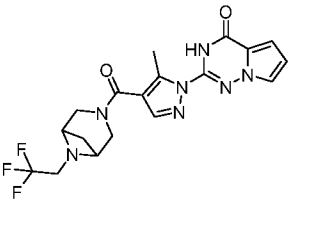
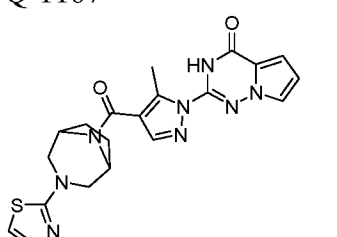
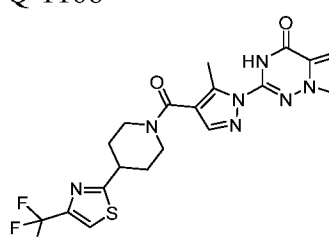
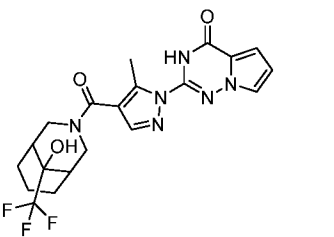
<p>Q-1000</p> 	<p>Q-1001</p> 	<p>Q-1002</p> 
<p>Q-1003</p> 	<p>Q-1004</p> 	<p>Q-1005</p> 
<p>Q-1006</p> 	<p>Q-1007</p> 	<p>Q-1008</p> 
<p>Q-1009</p> 	<p>Q-1010</p> 	<p>Q-1011</p> 
<p>Q-1012</p> 	<p>Q-1013</p> 	<p>Q-1014</p> 
<p>Q-1015</p> 	<p>Q-1016</p> 	<p>Q-1017</p> 

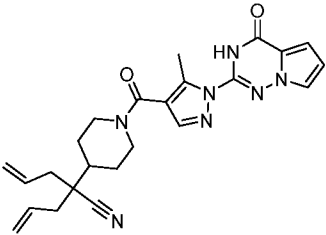
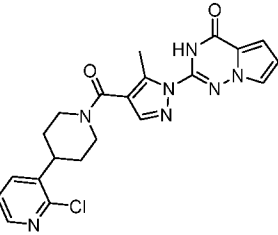
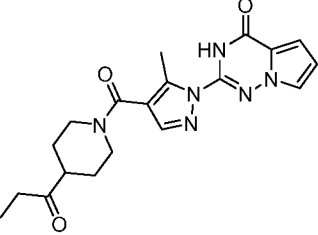
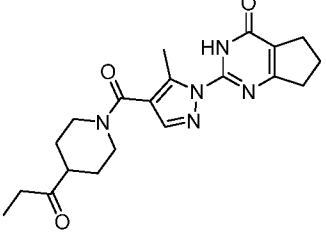
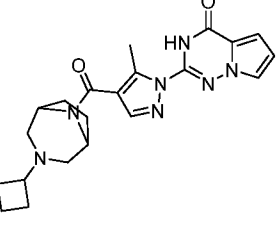
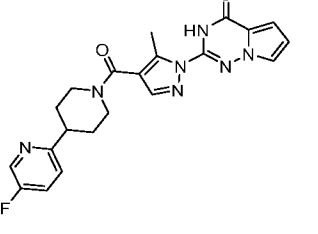
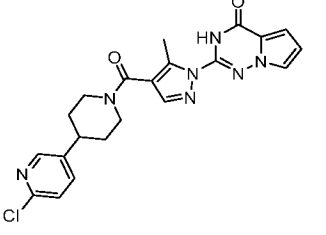
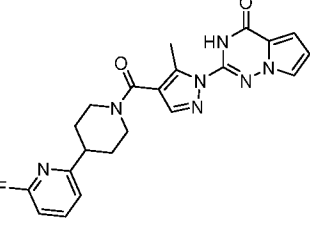
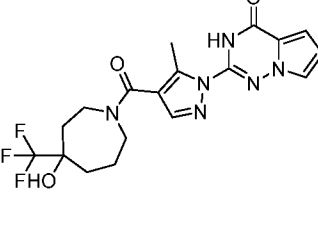
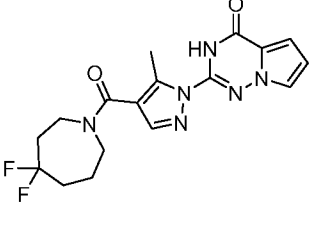
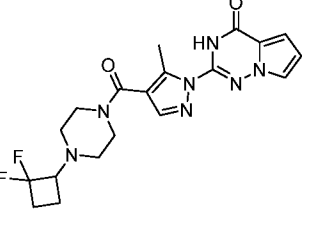
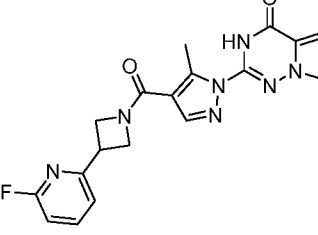
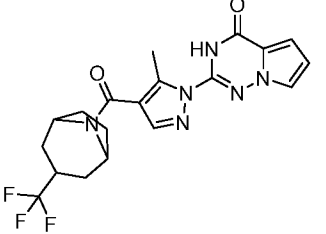
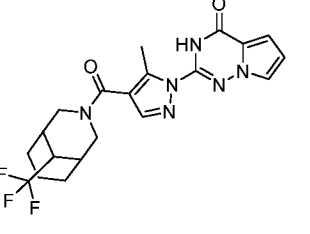
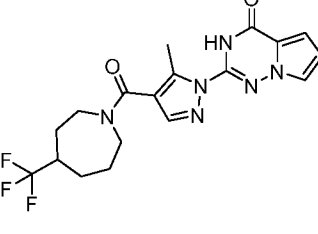
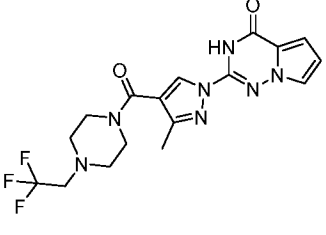
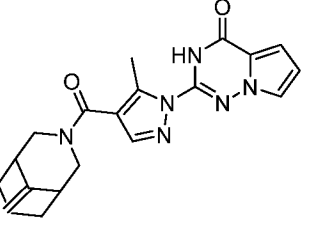
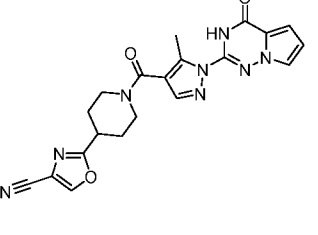
<p>Q-1018</p> 	<p>Q-1019</p> 	<p>Q-1020</p> 
<p>Q-1021</p> 	<p>Q-1022</p> 	<p>Q-1023</p> 
<p>Q-1024</p> 	<p>Q-1025</p> 	<p>Q-1026</p> 
<p>Q-1027</p> 	<p>Q-1028</p> 	<p>Q-1029</p> 
<p>Q-1030</p> 	<p>Q-1031</p> 	<p>Q-1032</p> 
<p>Q-1033</p> 	<p>Q-1034</p> 	<p>Q-1035</p> 

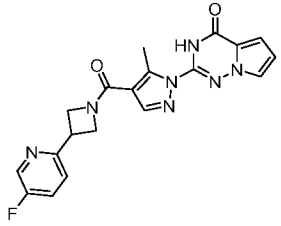
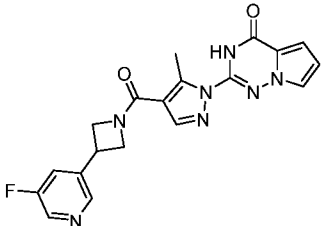
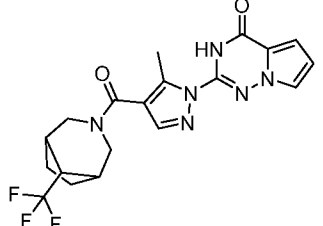
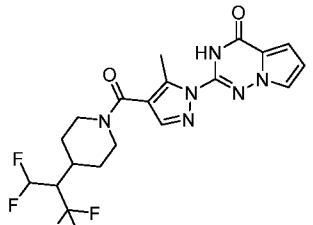
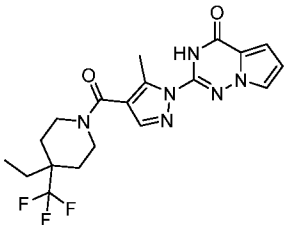
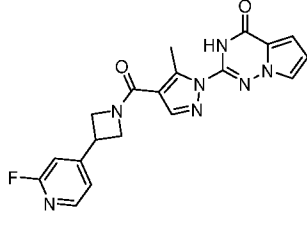
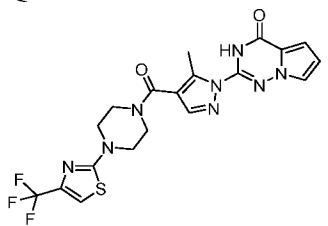
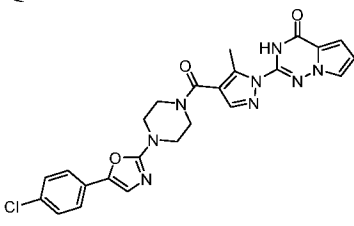
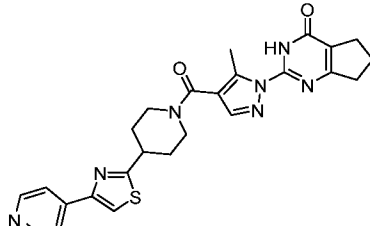
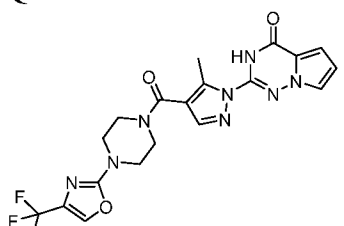
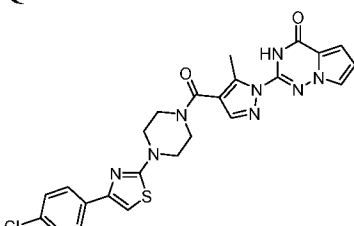
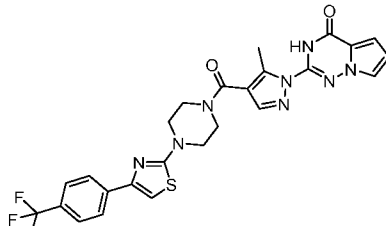
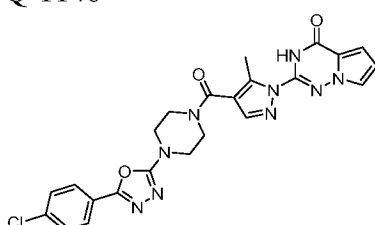
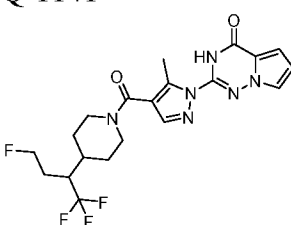
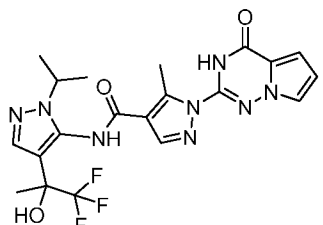
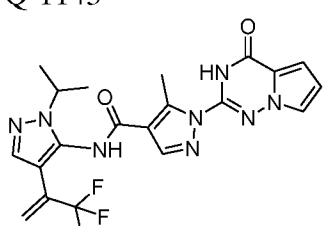
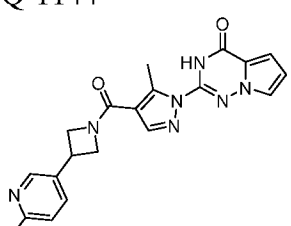
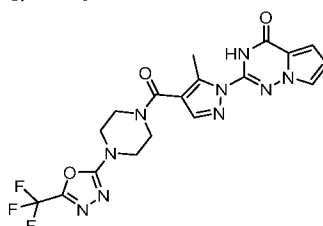
<p>Q-1036</p> 	<p>Q-1037</p> 	<p>Q-1038</p> 
<p>Q-1039</p> 	<p>Q-1040</p> 	<p>Q-1041</p> 
<p>Q-1042</p> 	<p>Q-1043</p> 	<p>Q-1044</p> 
<p>Q-1045</p> 	<p>Q-1046</p> 	<p>Q-1047</p> 
<p>Q-1048</p> 	<p>Q-1049</p> 	<p>Q-1050</p> 
<p>Q-1051</p> 	<p>Q-1052</p> 	<p>Q-1053</p> 

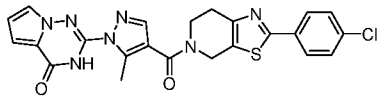
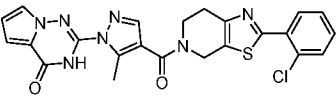
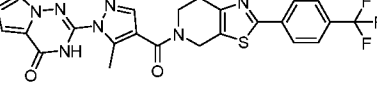
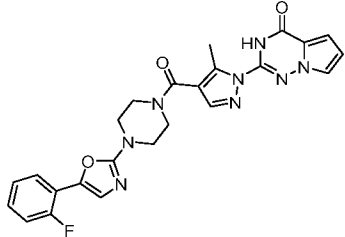
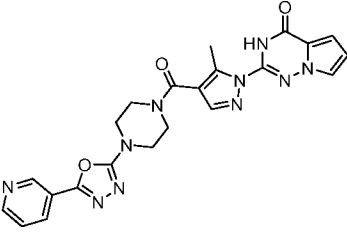
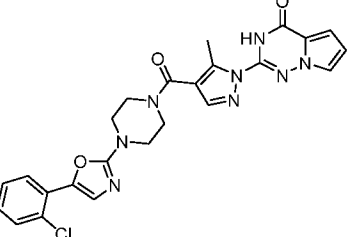
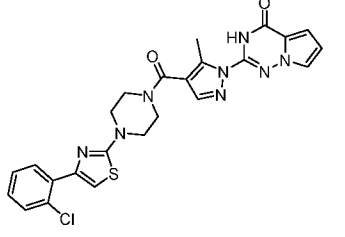
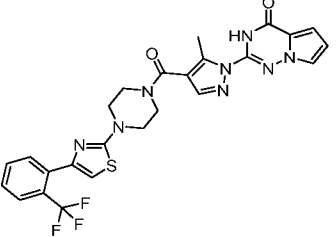
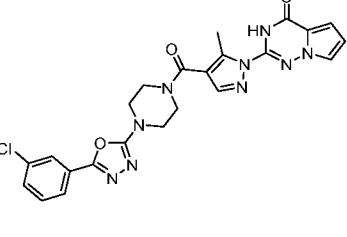
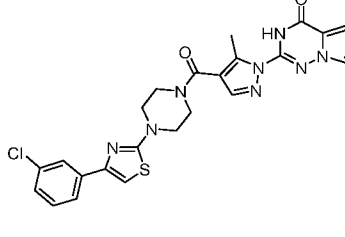
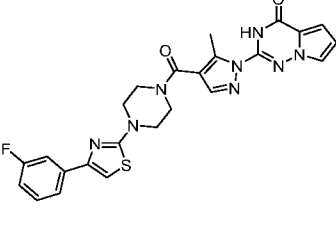
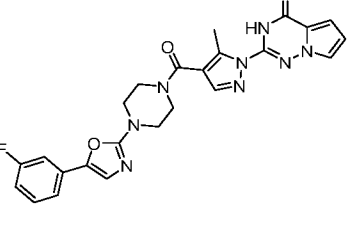
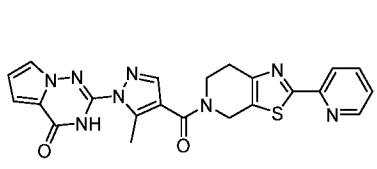
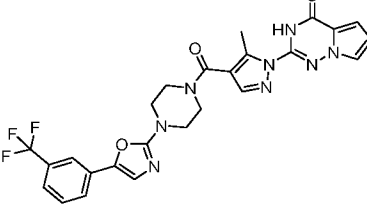
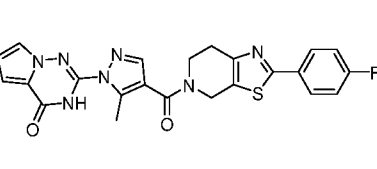
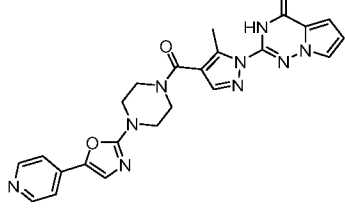
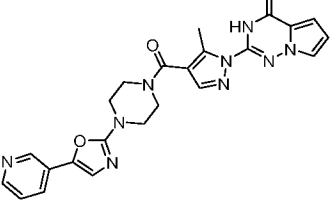
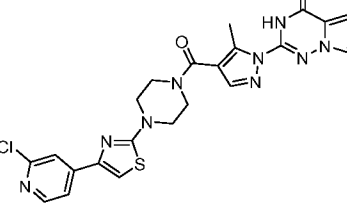
<p>Q-1054</p> 	<p>Q-1055</p> 	<p>Q-1056</p> 
<p>Q-1057</p> 	<p>Q-1058</p> 	<p>Q-1059</p> 
<p>Q-1060</p> 	<p>Q-1061</p> 	<p>Q-1062</p> 
<p>Q-1063</p> 	<p>Q-1064</p> 	<p>Q-1065</p> 
<p>Q-1066</p> 	<p>Q-1067</p> 	<p>Q-1070</p> 
<p>Q-1071</p> 	<p>Q-1072</p> 	<p>Q-1073</p> 

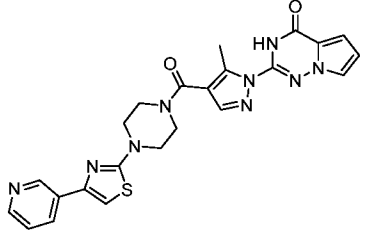
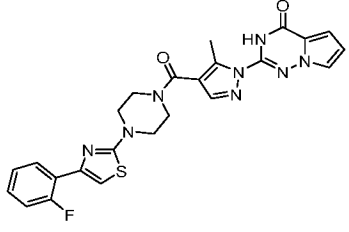
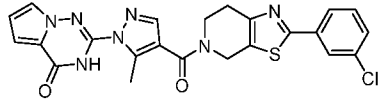
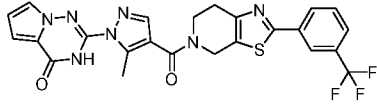
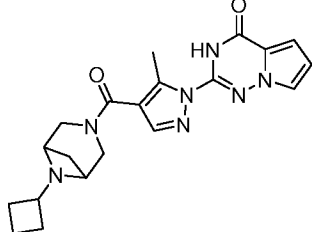
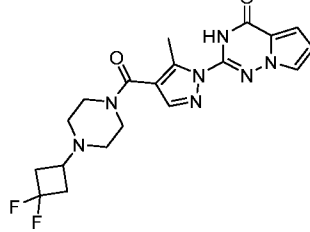
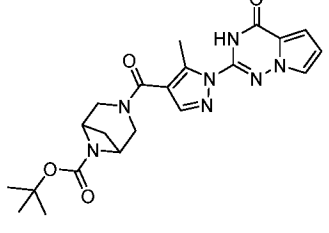
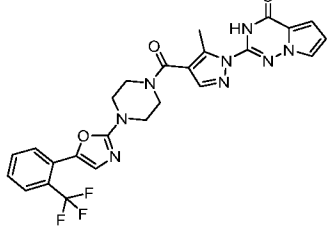
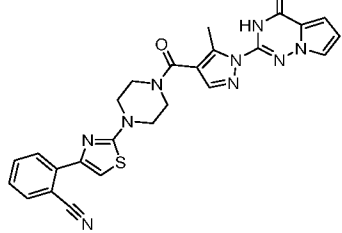
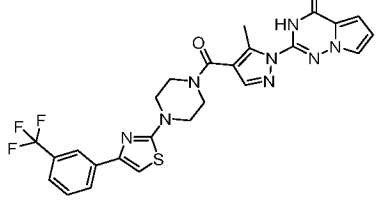
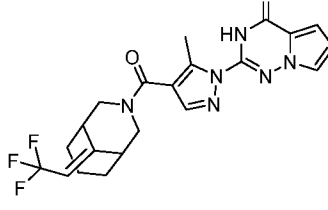
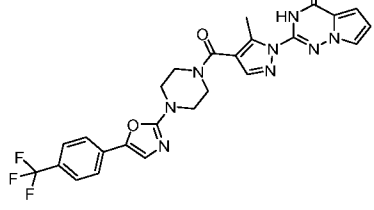
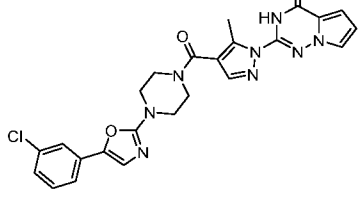
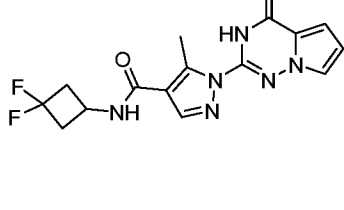
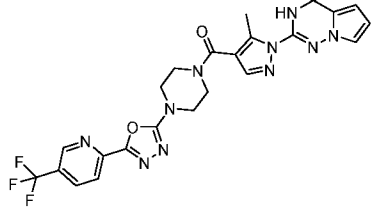
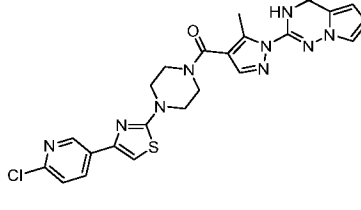
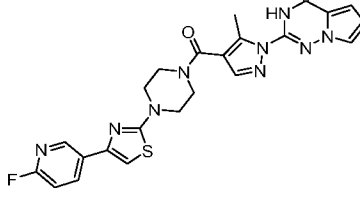
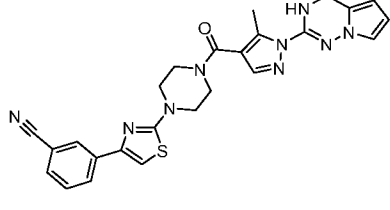
<p>Q-1074</p> 	<p>Q-1075</p> 	<p>Q-1076</p> 
<p>Q-1077</p> 	<p>Q-1078</p> 	<p>Q-1079</p> 
<p>Q-1080</p> 	<p>Q-1081</p> 	<p>Q-1082</p> 
<p>Q-1083</p> 	<p>Q-1084</p> 	<p>Q-1085</p> 
<p>Q-1086</p> 	<p>Q-1087</p> 	<p>Q-1088</p> 
<p>Q-1089</p> 	<p>Q-1090</p> 	<p>Q-1091</p> 

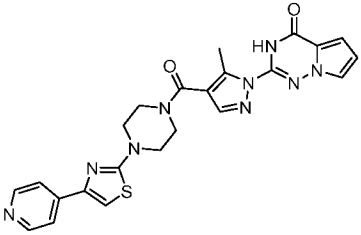
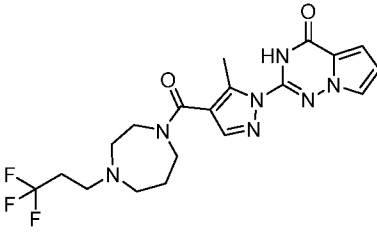
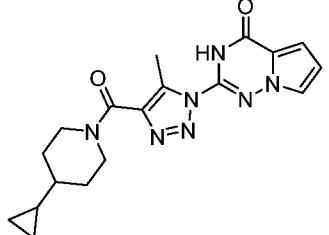
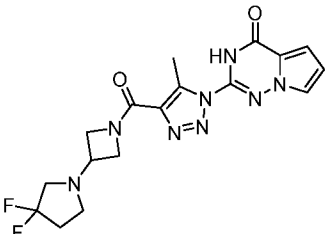
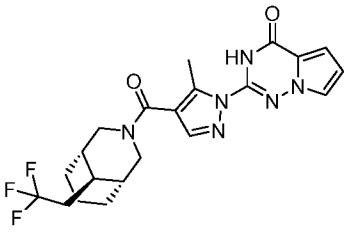
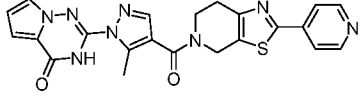
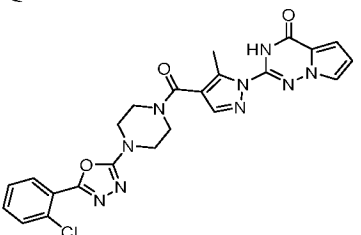
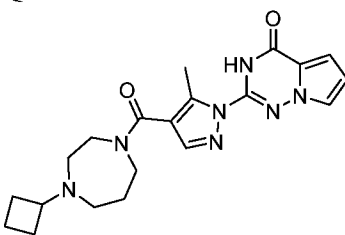
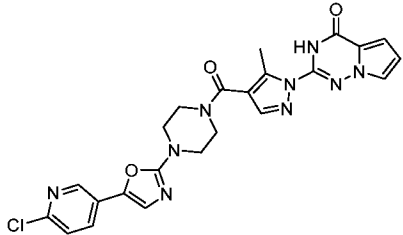
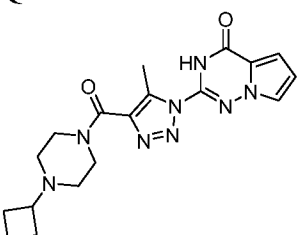
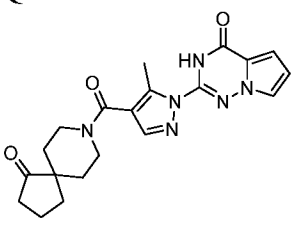
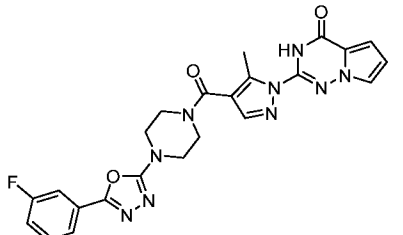
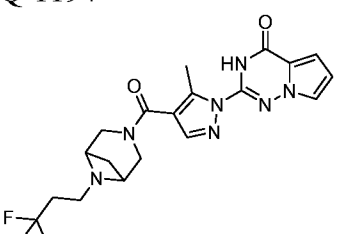
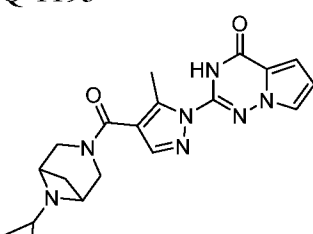
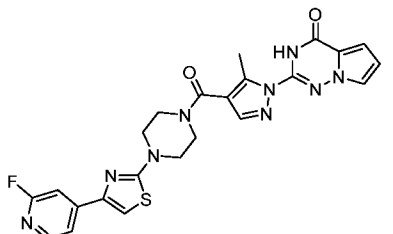
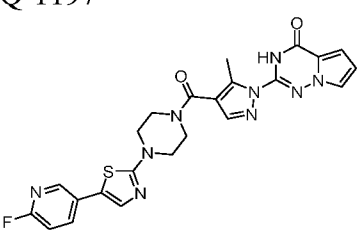
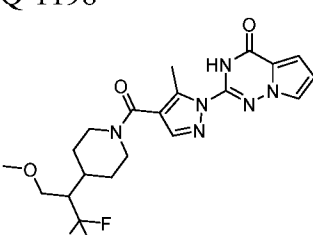
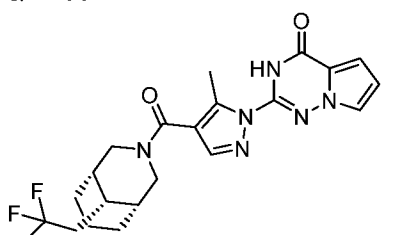
<p>Q-1092</p> 	<p>Q-1093</p> 	<p>Q-1094</p> 
<p>Q-1095</p> 	<p>Q-1096</p> 	<p>Q-1097</p> 
<p>Q-1098</p> 	<p>Q-1099</p> 	<p>Q-1100</p> 
<p>Q-1101</p> 	<p>Q-1102</p> 	<p>Q-1103</p> 
<p>Q-1104</p> 	<p>Q-1105</p> 	<p>Q-1106</p> 
<p>Q-1107</p> 	<p>Q-1108</p> 	<p>Q-1109</p> 

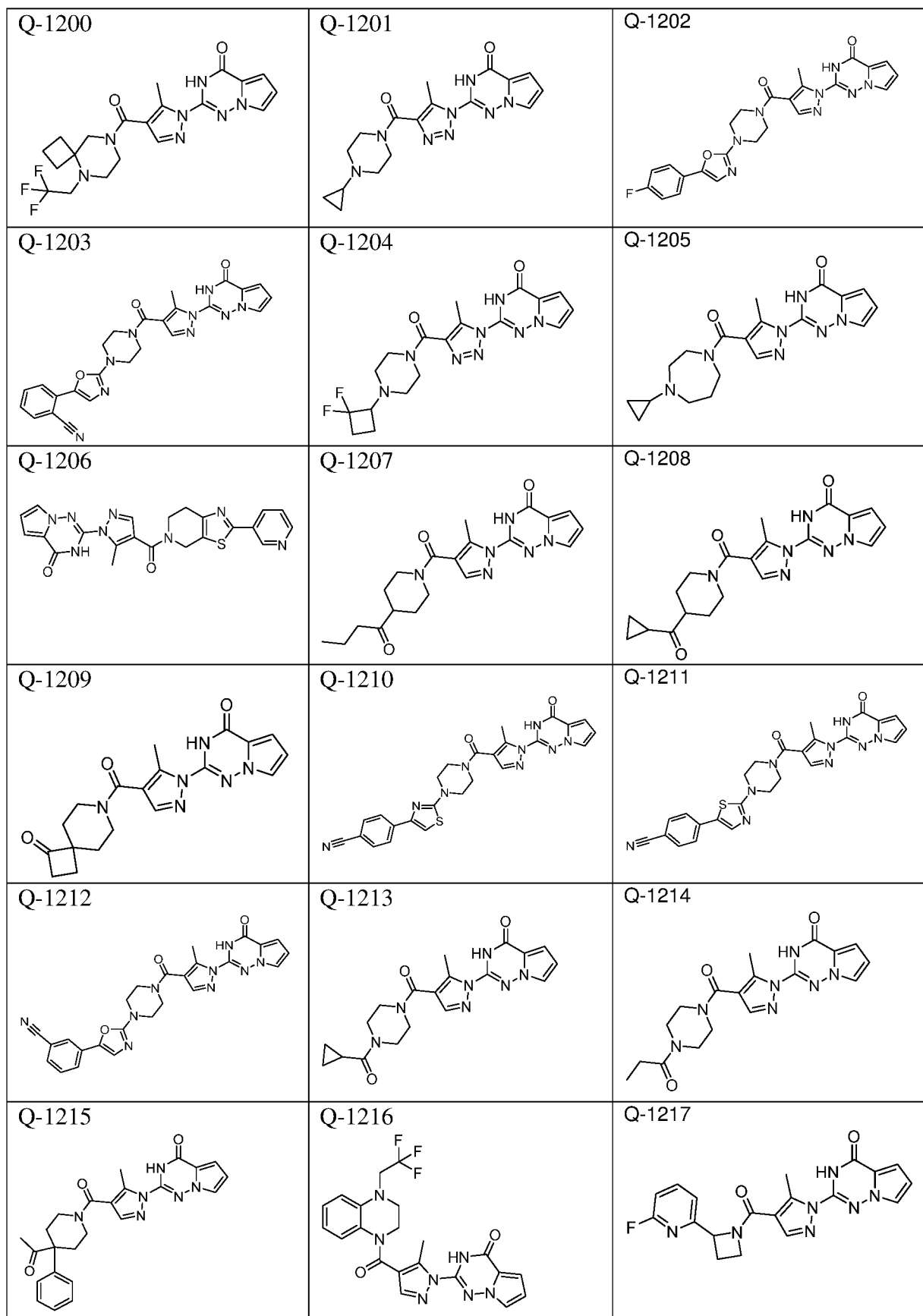
<p>Q-1110</p> 	<p>Q-1111</p> 	<p>Q-1112</p> 
<p>Q-1113</p> 	<p>Q-1114</p> 	<p>Q-1115</p> 
<p>Q-1116</p> 	<p>Q-1117</p> 	<p>Q-1118</p> 
<p>Q-1119</p> 	<p>Q-1120</p> 	<p>Q-1121</p> 
<p>Q-1122</p> 	<p>Q-1123</p> 	<p>Q-1124</p> 
<p>Q-1125</p> 	<p>Q-1126</p> 	<p>Q-1127</p> 

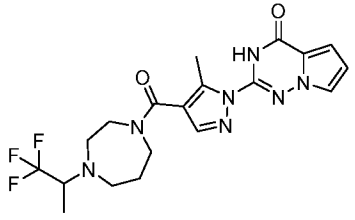
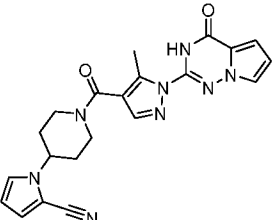
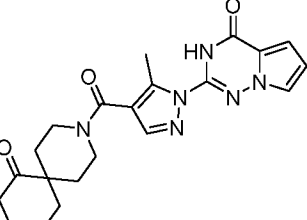
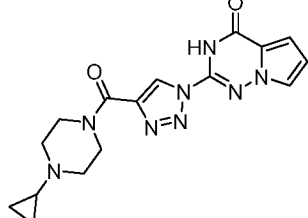
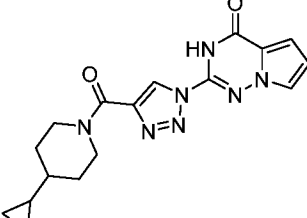
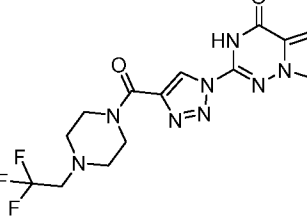
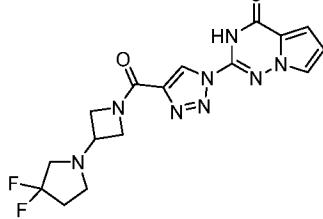
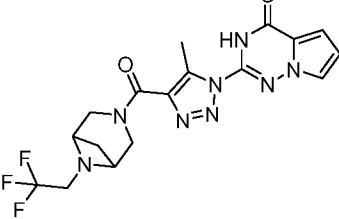
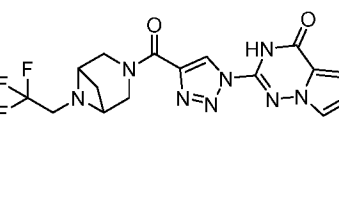
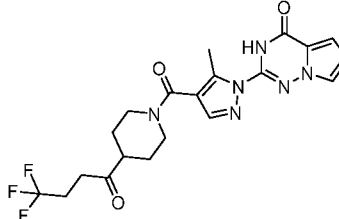
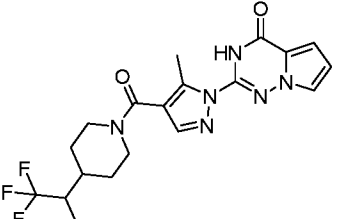
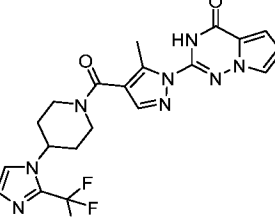
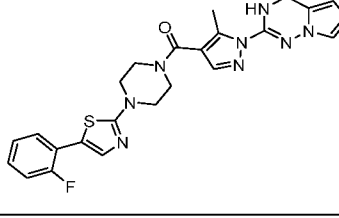
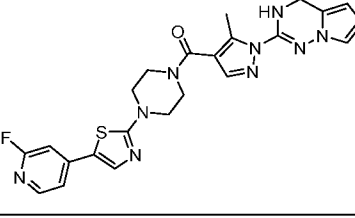
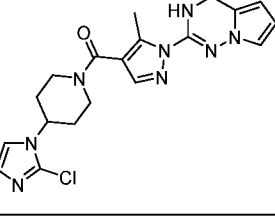
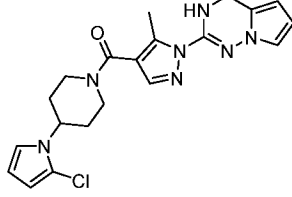
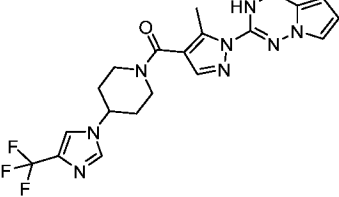
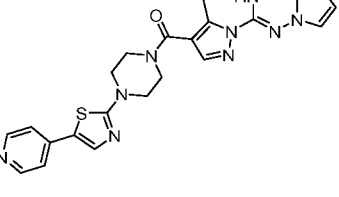
<p>Q-1128</p> 	<p>Q-1129</p> 	<p>Q-1130</p> 
<p>Q-1131</p> 	<p>Q-1132</p> 	<p>Q-1133</p> 
<p>Q-1134</p> 	<p>Q-1135</p> 	<p>Q-1136</p> 
<p>Q-1137</p> 	<p>Q-1138</p> 	<p>Q-1139</p> 
<p>Q-1140</p> 	<p>Q-1141</p> 	<p>Q-1142</p> 
<p>Q-1143</p> 	<p>Q-1144</p> 	<p>Q-1145</p> 

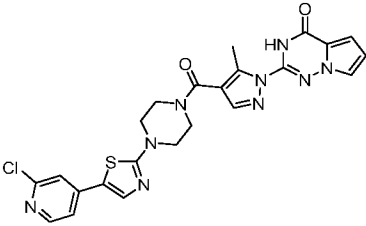
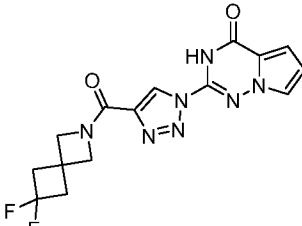
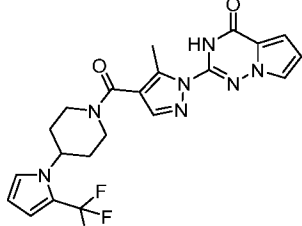
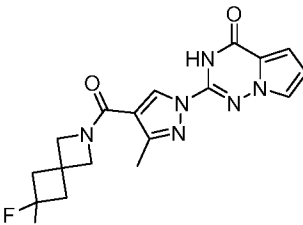
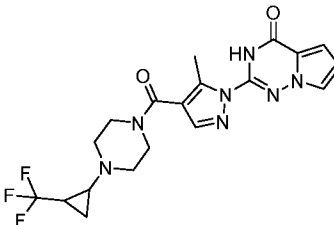
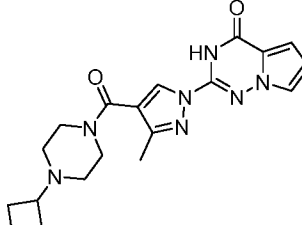
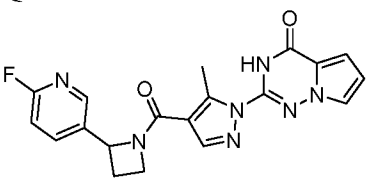
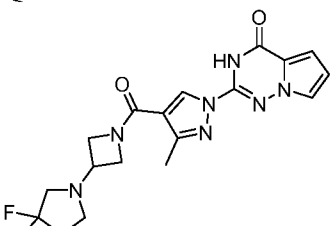
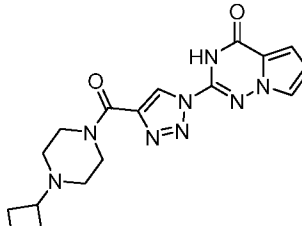
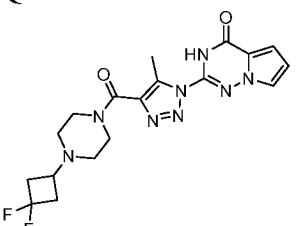
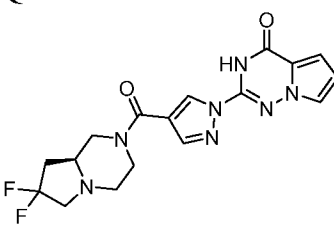
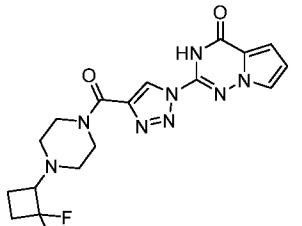
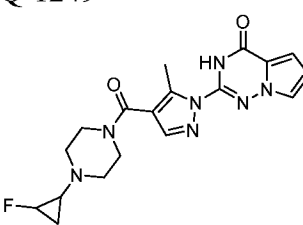
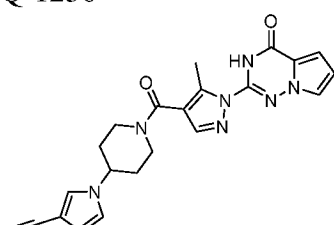
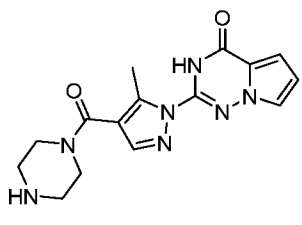
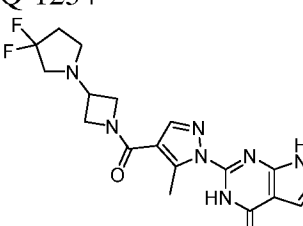
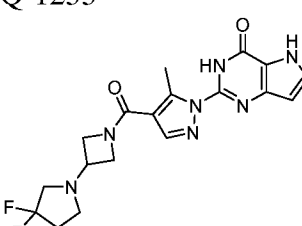
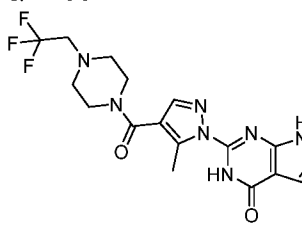
<p>Q-1146</p> 	<p>Q-1147</p> 	<p>Q-1148</p> 
<p>Q-1149</p> 	<p>Q-1150</p> 	<p>Q-1151</p> 
<p>Q-1152</p> 	<p>Q-1153</p> 	<p>Q-1154</p> 
<p>Q-1155</p> 	<p>Q-1156</p> 	<p>Q-1157</p> 
<p>Q-1158</p> 	<p>Q-1159</p> 	<p>Q-1160</p> 
<p>Q-1161</p> 	<p>Q-1162</p> 	<p>Q-1163</p> 

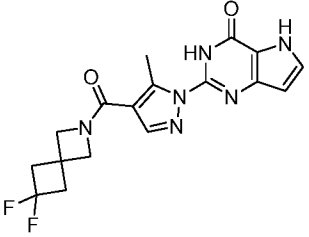
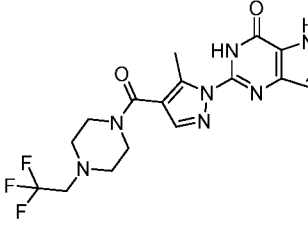
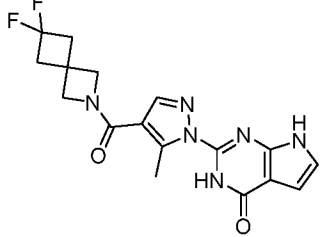
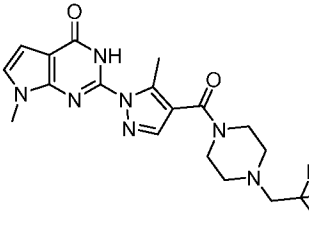
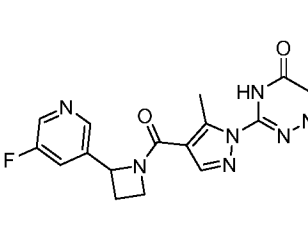
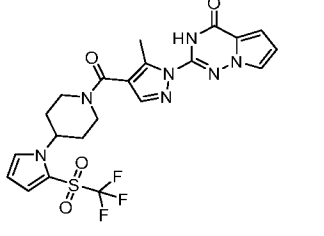
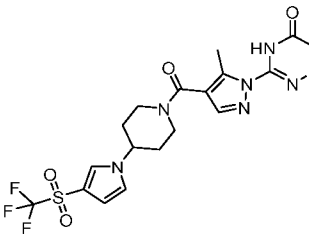
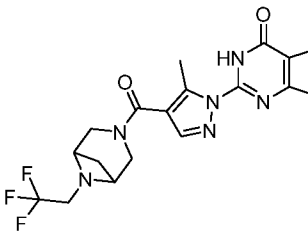
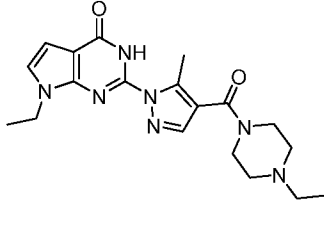
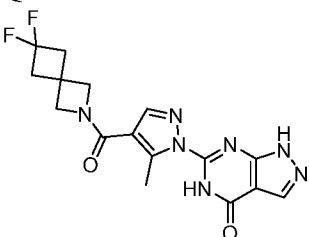
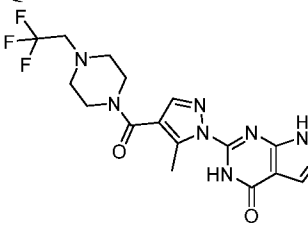
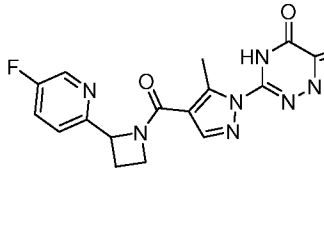
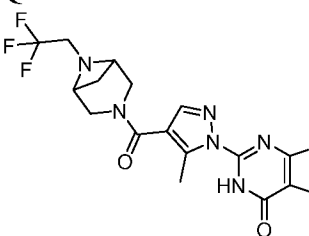
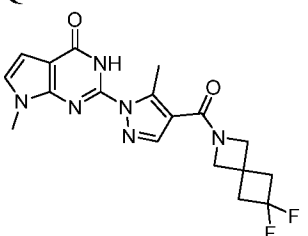
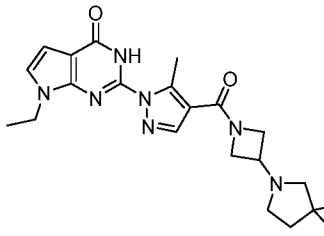
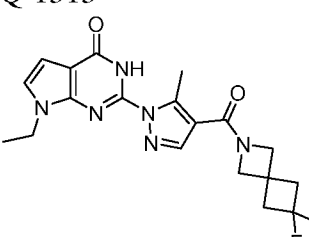
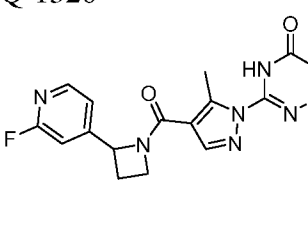
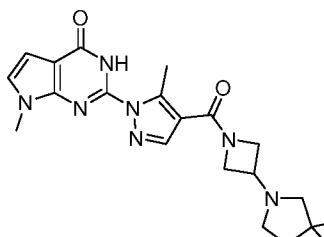
<p>Q-1164</p> 	<p>Q-1165</p> 	<p>Q-1166</p> 
<p>Q-1167</p> 	<p>Q-1168</p> 	<p>Q-1169</p> 
<p>Q-1170</p> 	<p>Q-1171</p> 	<p>Q-1172</p> 
<p>Q-1173</p> 	<p>Q-1174</p> 	<p>Q-1175</p> 
<p>Q-1176</p> 	<p>Q-1177</p> 	<p>Q-1178</p> 
<p>Q-1179</p> 	<p>Q-1180</p> 	<p>Q-1181</p> 

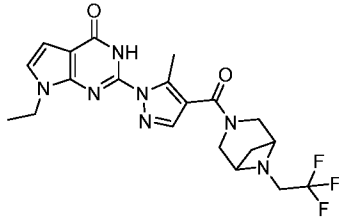
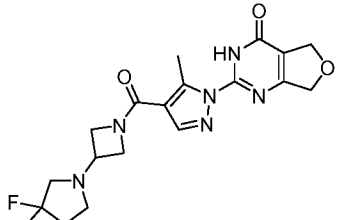
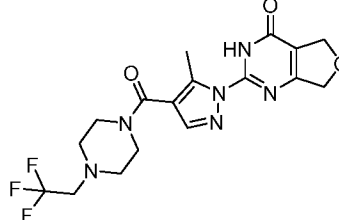
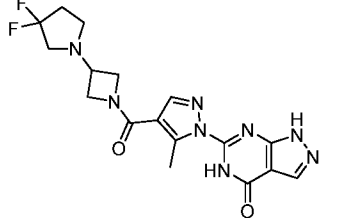
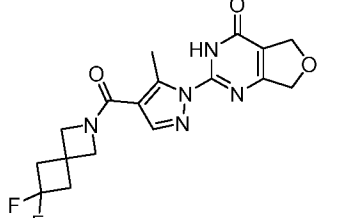
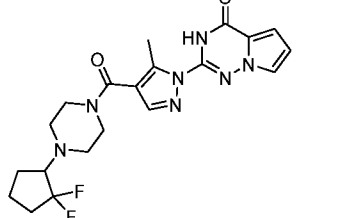
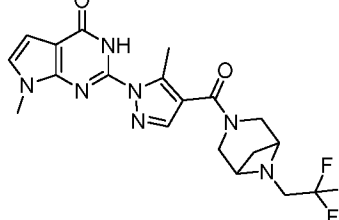
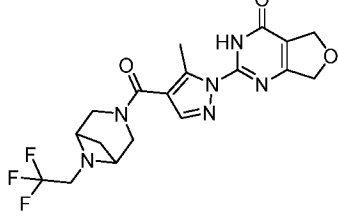
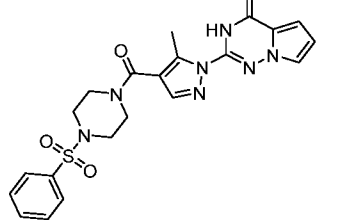
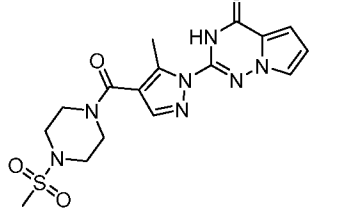
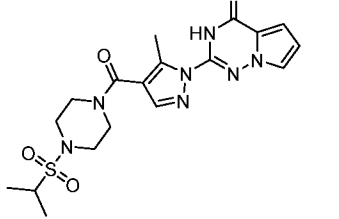
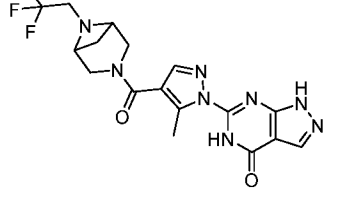
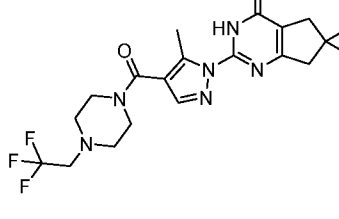
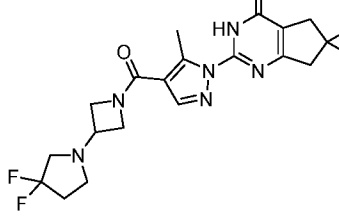
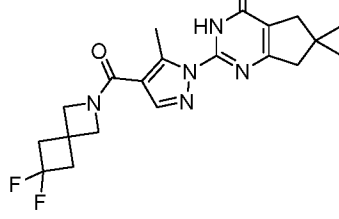
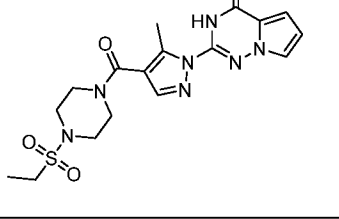
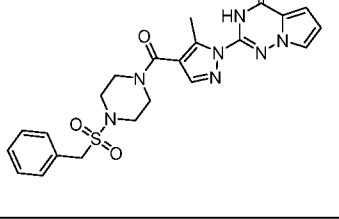
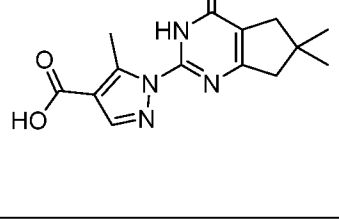
<p>Q-1182</p> 	<p>Q-1183</p> 	<p>Q-1184</p> 
<p>Q-1185</p> 	<p>Q-1186</p> 	<p>Q-1187</p> 
<p>Q-1188</p> 	<p>Q-1189</p> 	<p>Q-1190</p> 
<p>Q-1191</p> 	<p>Q-1192</p> 	<p>Q-1193</p> 
<p>Q-1194</p> 	<p>Q-1195</p> 	<p>Q-1196</p> 
<p>Q-1197</p> 	<p>Q-1198</p> 	<p>Q-1199</p> 

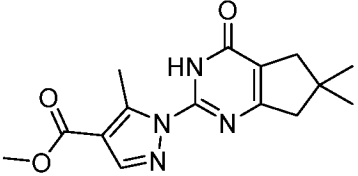
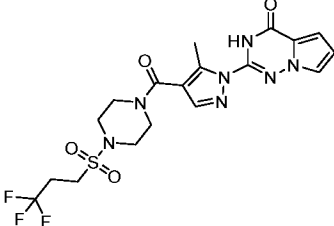
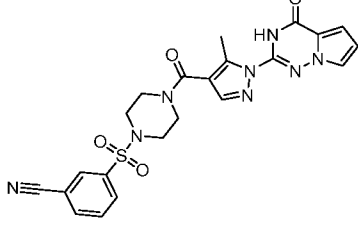
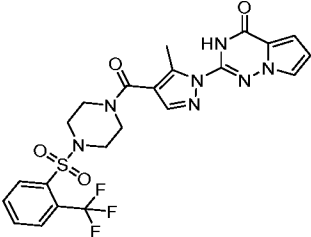
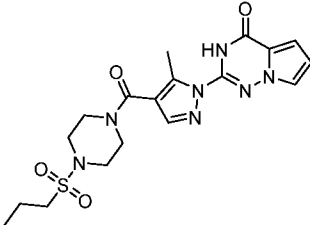
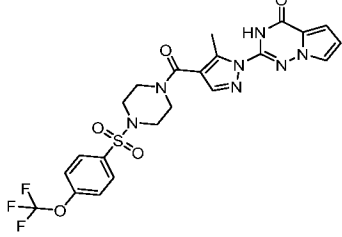
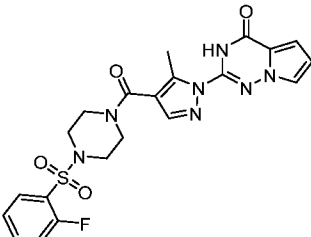
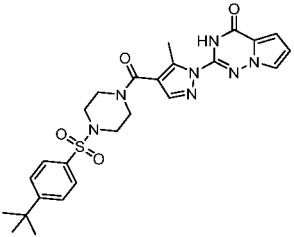
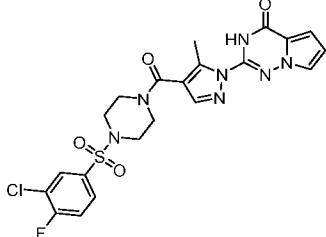
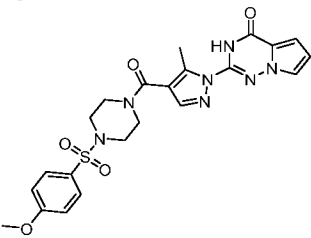
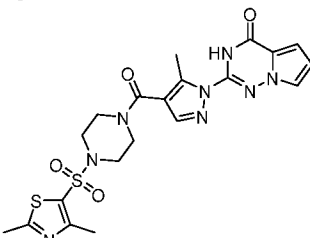
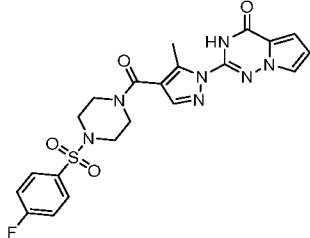
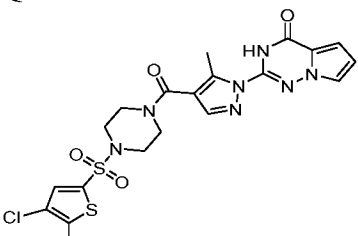
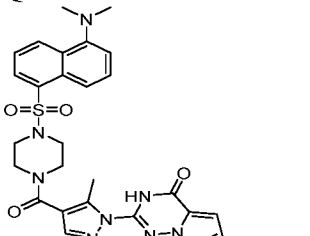
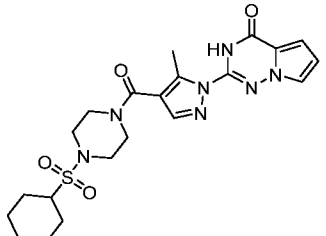
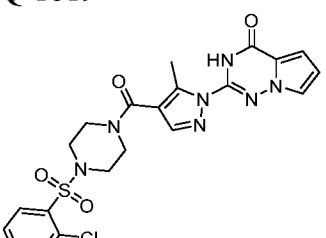
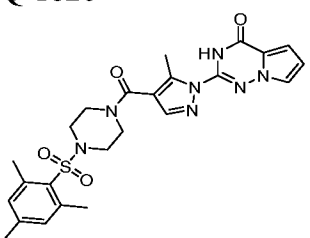
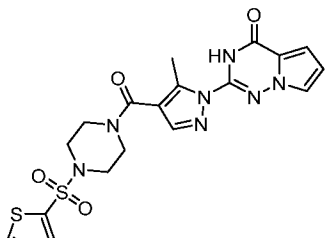


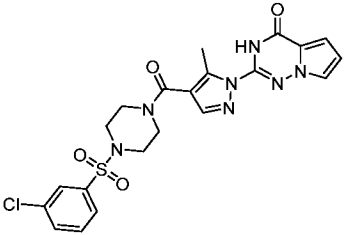
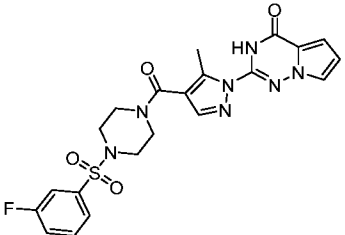
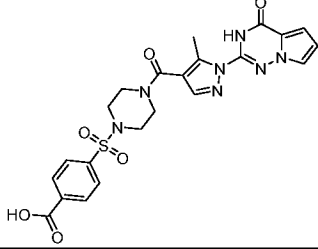
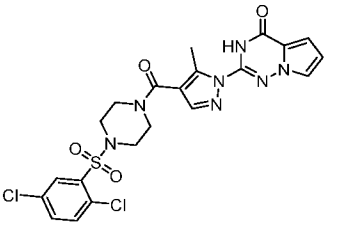
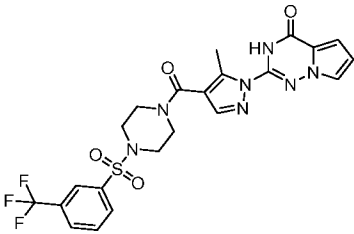
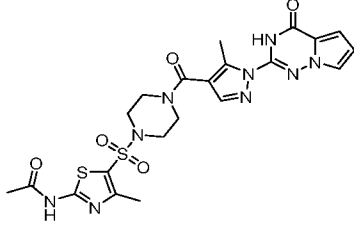
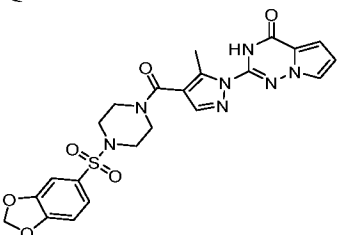
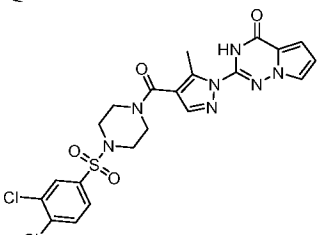
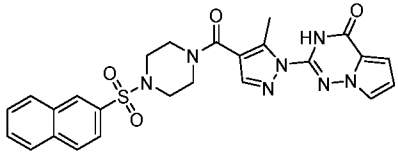
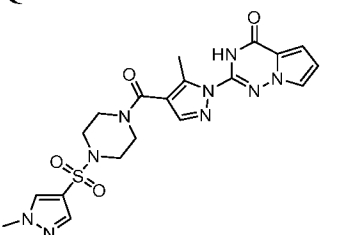
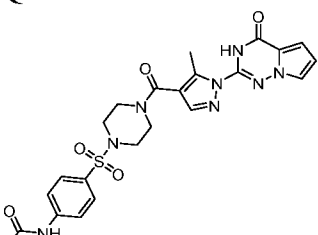
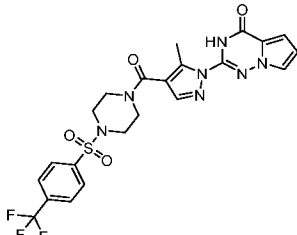
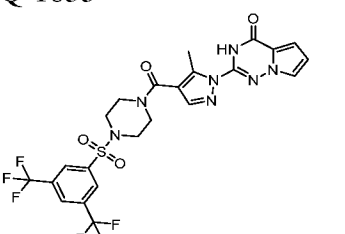
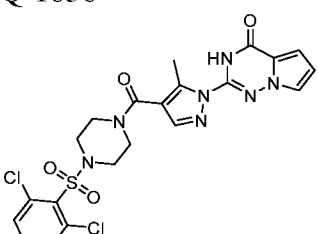
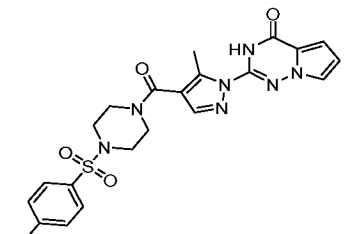
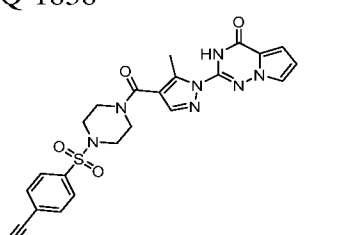
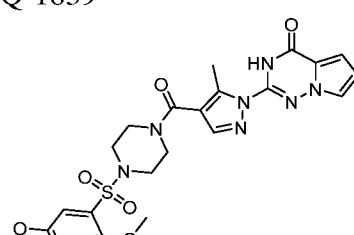
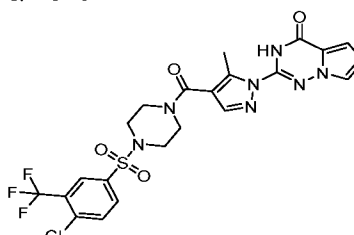
<p>Q-1218</p> 	<p>Q-1219</p> 	<p>Q-1220</p> 
<p>Q-1221</p> 	<p>Q-1222</p> 	<p>Q-1223</p> 
<p>Q-1224</p> 	<p>Q-1225</p> 	<p>Q-1226</p> 
<p>Q-1227</p> 	<p>Q-1228</p> 	<p>Q-1229</p> 
<p>Q-1230</p> 	<p>Q-1231</p> 	<p>Q-1232</p> 
<p>Q-1233</p> 	<p>Q-1234</p> 	<p>Q-1235</p> 

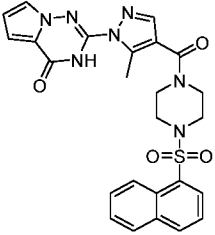
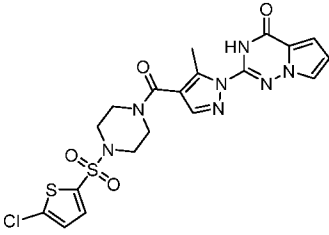
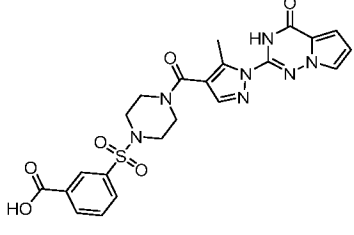
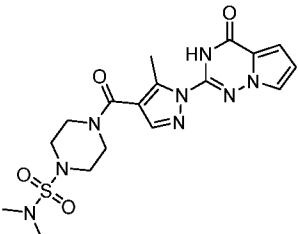
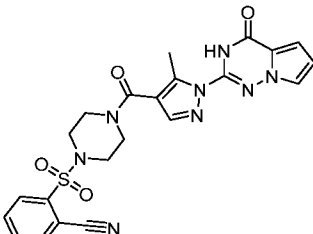
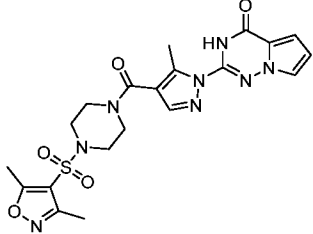
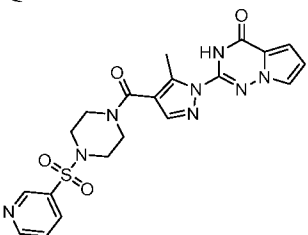
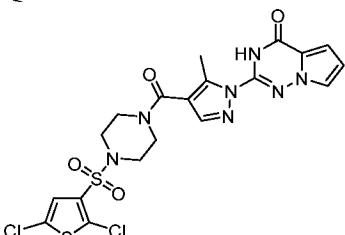
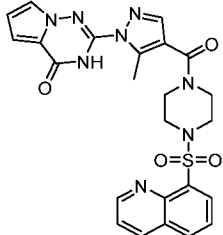
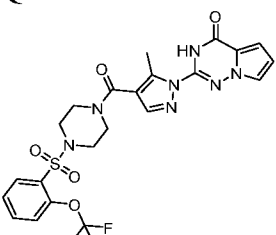
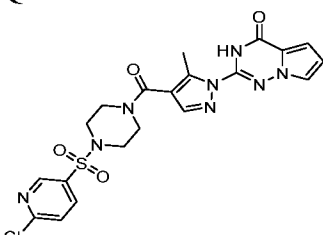
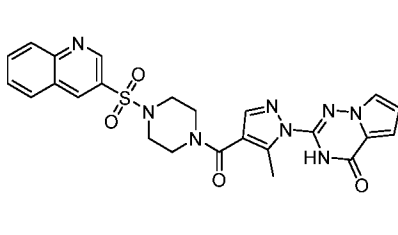
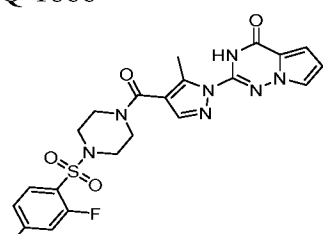
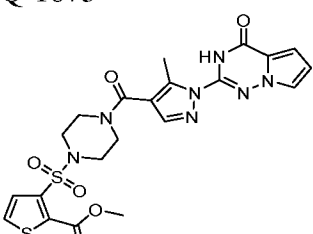
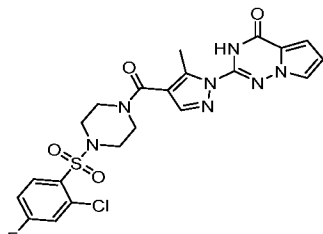
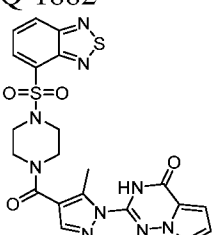
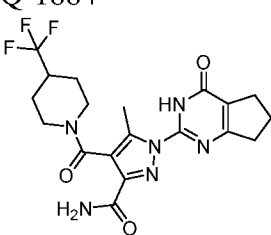
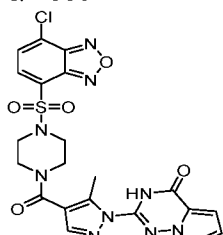
<p>Q-1236</p> 	<p>Q-1237</p> 	<p>Q-1238</p> 
<p>Q-1239</p> 	<p>Q-1240</p> 	<p>Q-1241</p> 
<p>Q-1242</p> 	<p>Q-1243</p> 	<p>Q-1244</p> 
<p>Q-1245</p> 	<p>Q-1246</p> 	<p>Q-1247</p> 
<p>Q-1249</p> 	<p>Q-1250</p> 	<p>Q-1251</p> 
<p>Q-1254</p> 	<p>Q-1255</p> 	<p>Q-1256</p> 

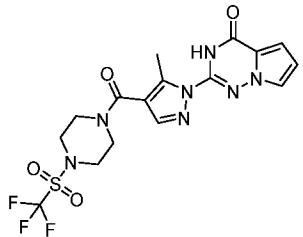
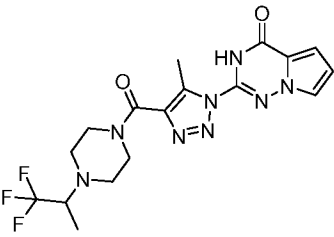
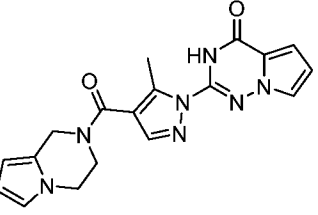
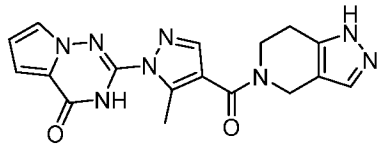
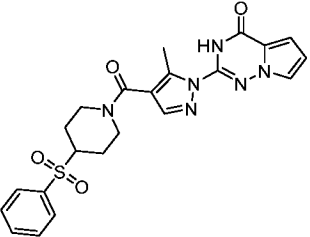
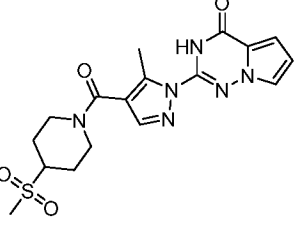
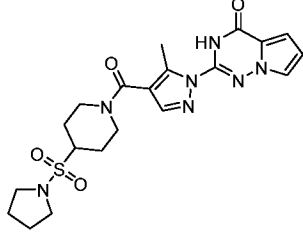
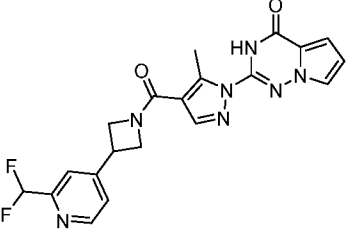
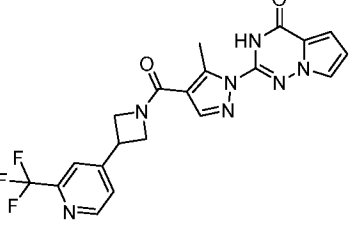
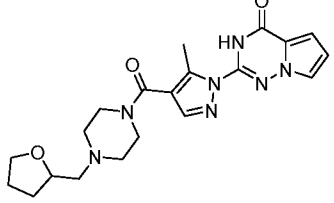
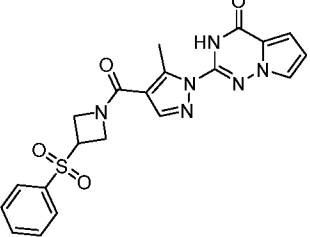
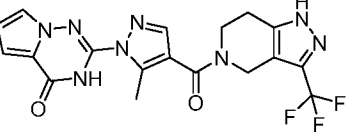
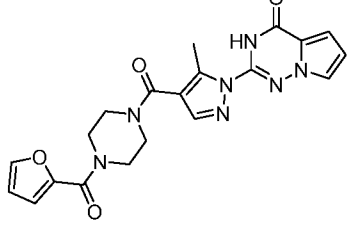
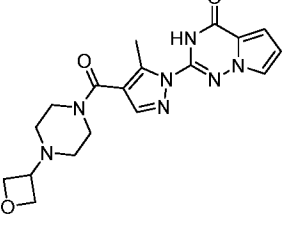
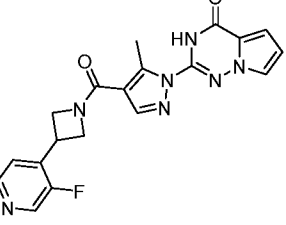
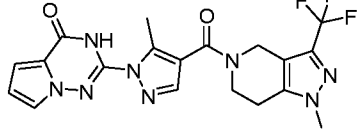
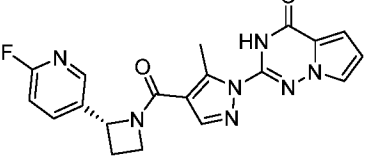
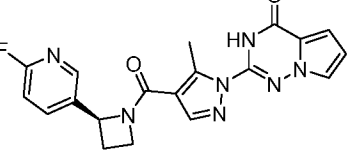
<p>Q-1259</p> 	<p>Q-1260</p> 	<p>Q-1263</p> 
<p>Q-1266</p> 	<p>Q-1269</p> 	<p>Q-1288</p> 
<p>Q-1289</p> 	<p>Q-1291</p> 	<p>Q-1292</p> 
<p>Q-1295</p> 	<p>Q-1296</p> 	<p>Q-1301</p> 
<p>Q-1305</p> 	<p>Q-1306</p> 	<p>Q-1311</p> 
<p>Q-1313</p> 	<p>Q-1320</p> 	<p>Q-1322</p> 

<p>Q-1341</p> 	<p>Q-1343</p> 	<p>Q-1344</p> 
<p>Q-1345</p> 	<p>Q-1346</p> 	<p>Q-1362</p> 
<p>Q-1365</p> 	<p>Q-1483</p> 	<p>Q-1535</p> 
<p>Q-1539</p> 	<p>Q-1558</p> 	<p>Q-1560</p> 
<p>Q-1563</p> 	<p>Q-1564</p> 	<p>Q-1565</p> 
<p>Q-1581</p> 	<p>Q-1591</p> 	<p>Q-1597</p> 

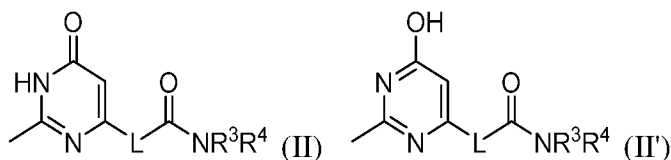
<p>Q-1641</p> 	<p>Q-1728</p> 	<p>Q-1794</p> 
<p>Q-1796</p> 	<p>Q-1797</p> 	<p>Q-1798</p> 
<p>Q-1799</p> 	<p>Q-1800</p> 	<p>Q-1801</p> 
<p>Q-1804</p> 	<p>Q-1805</p> 	<p>Q-1807</p> 
<p>Q-1814</p> 	<p>Q-1815</p> 	<p>Q-1818</p> 
<p>Q-1819</p> 	<p>Q-1820</p> 	<p>Q-1821</p> 

<p>Q-1822</p> 	<p>Q-1823</p> 	<p>Q-1824</p> 
<p>Q-1825</p> 	<p>Q-1826</p> 	<p>Q-1827</p> 
<p>Q-1829</p> 	<p>Q-1830</p> 	<p>Q-1831</p> 
<p>Q-1832</p> 	<p>Q-1833</p> 	<p>Q-1834</p> 
<p>Q-1835</p> 	<p>Q-1836</p> 	<p>Q-1837</p> 
<p>Q-1838</p> 	<p>Q-1839</p> 	<p>Q-1840</p> 

<p>Q-1841</p> 	<p>Q-1842</p> 	<p>Q-1845</p> 
<p>Q-1846</p> 	<p>Q-1847</p> 	<p>Q-1848</p> 
<p>Q-1857</p> 	<p>Q-1858</p> 	<p>Q-1859</p> 
<p>Q-1861</p> 	<p>Q-1862</p> 	<p>Q-1864</p> 
<p>Q-1866</p> 	<p>Q-1875</p> 	<p>Q-1876</p> 
<p>Q-1882</p> 	<p>Q-1884</p> 	<p>Q-1885</p> 

<p>Q-1886</p> 	<p>Q-1889</p> 	<p>Q-1925</p> 
<p>Q-1932</p> 	<p>Q-1984</p> 	<p>Q-1985</p> 
<p>Q-2007</p> 	<p>Q-2008</p> 	<p>Q-2009</p> 
<p>Q-2016</p> 	<p>Q-2017</p> 	<p>Q-2031</p> 
<p>Q-2032</p> 	<p>Q-2041</p> 	<p>Q-2043</p> 
<p>Q-2048</p> 	<p>Q-2054</p> 	<p>Q-2055</p> 

[0047] In one aspect, the disclosure provides a compound of formula II or II', or a pharmaceutically acceptable salt thereof:



wherein L is heteroaryl or aryl; and

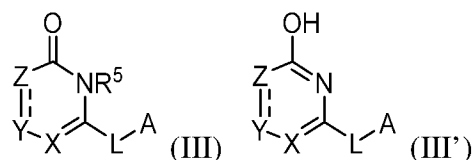
R³ is selected from the group consisting of H, C₁₋₅alkyl, C₃₋₁₀cycloalkyl, C₁₋₅haloalkyl, aryl, heteroaryl, and C₁₋₅alkylene-G;

R⁴ is selected from the group consisting of C₁₋₅alkyl, C₃₋₁₀cycloalkyl, C₁₋₅haloalkyl, aryl, heteroaryl, and C₁₋₅alkylene-G; or

R³ and R⁴, taken together with the nitrogen atom to which they are attached form a 3-, 4-, 5-, 6-, or 7-membered monocyclic ring or a 6-, 7-, 8-, 9-, 10-, 11-, 12-, 13-, or 14-membered spiro, fused, or bridged bicyclic ring, and

each G is independently selected from the group consisting of CN, aryl, heteroaryl, cycloalkyl, and heterocycloalkyl.

[0048] In one aspect, the disclosure provides a compound of formula III or III', or a pharmaceutically acceptable salt thereof:



wherein:

== is an optional double bond;

Z is CR¹ or NR¹, or if the double bond is present, then Z is CR¹ or N;

Y is CR² or NR², or if the double bond is present, then Y is CR² or N;

X is CH or N;

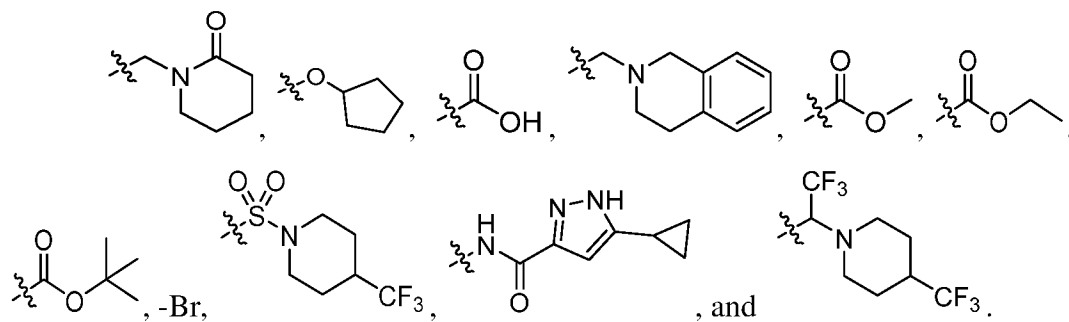
R¹ and R² are independently selected from the group consisting of H, C₁₋₅alkyl, C₃₋₅cycloalkyl, C₁₋₅haloalkyl, and halo; or

R¹ and R², taken together with the atoms to which they are attached form a 5- to 6-membered ring;

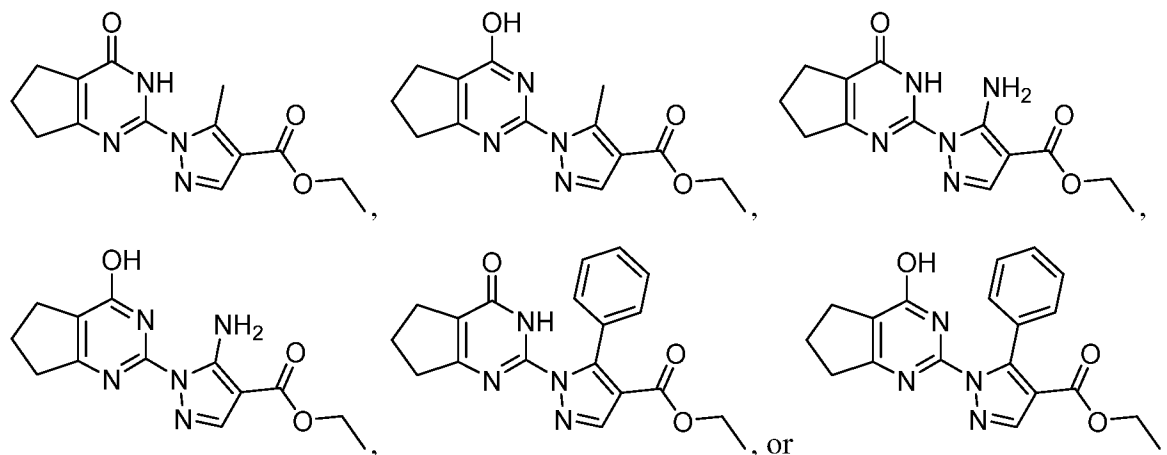
R⁵ is selected from the group consisting of H and C₁₋₅alkyl;

L is heteroaryl-C₀₋₅alkylene-, aryl-C₀₋₅alkylene-, -S-C₁₋₅alkylene-aryl, -S-C₁₋₅alkylene-heteroaryl, -C₁₋₅alkylene-S-aryl, or -C₁₋₅alkylene-S-heteroaryl;

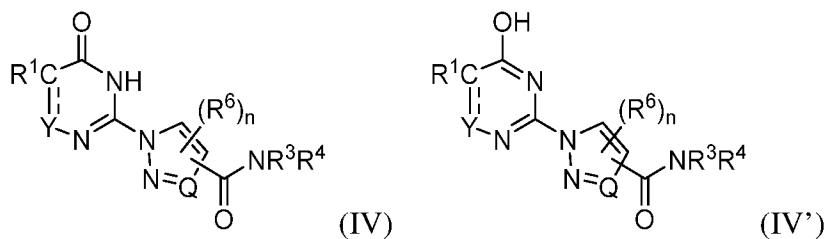
A is selected from the group consisting of



[0049] In some embodiments, the compound of formula III or III' does not include a compound having a structure:



[0050] In one aspect, the disclosure provides a compound of formula IV or IV', or a pharmaceutically acceptable salt thereof:



wherein:

== is an optional double bond;

Y is NR^2 , or if the double bond is present, then Y is CR^2 ;

R^1 and R^2 , taken together with the atoms to which they are attached form a 5-membered ring;

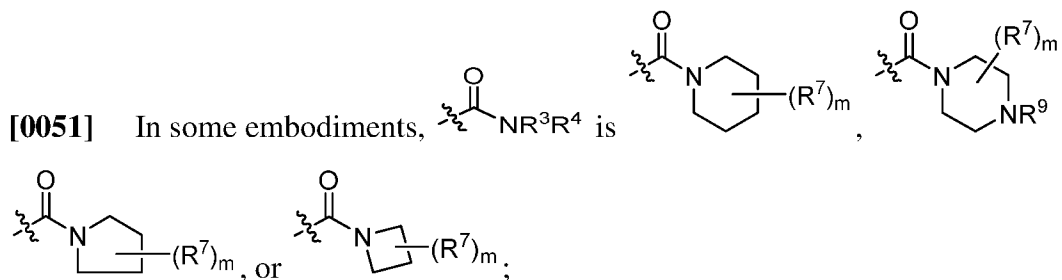
n is 0 or 1;

each R^6 is selected from the group consisting of C_{1-5} alkyl, C_{3-5} cycloalkyl, C_{1-5} haloalkyl, halo, and benzyl;

Q is CH, CR^6 , or N;

R^3 and R^4 , taken together with nitrogen atom to which they are attached form a 3-, 4-,

5-, 6-, or 7-membered monocyclic ring or 6-, 7-, 8-, 9-, 10-, 11-, 12-, 13-, or 14-membered spiro, fused, or bridged bicyclic ring.



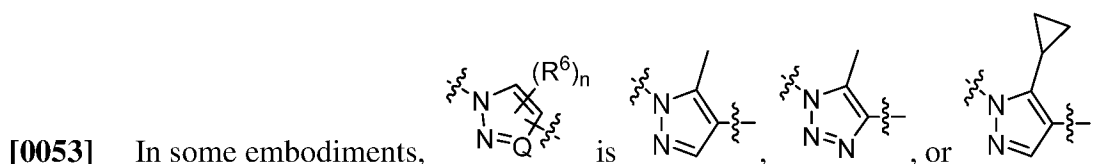
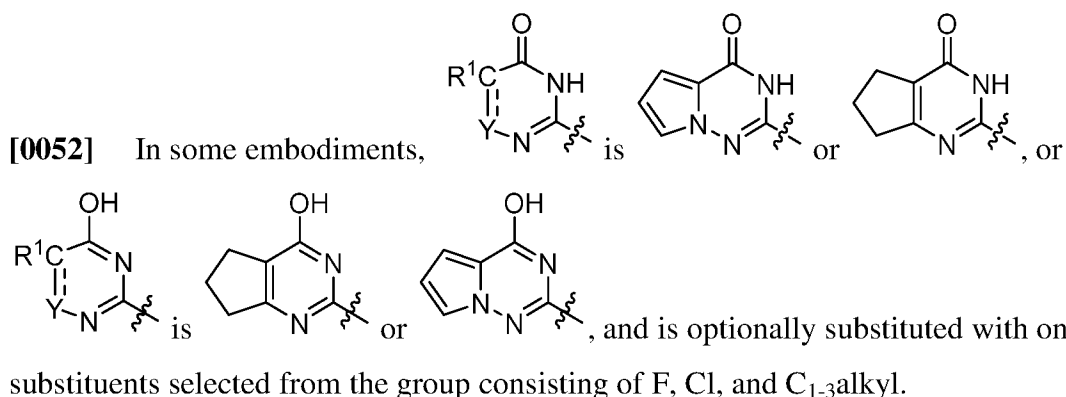
m is 0, 1, 2, or 3;

R^7 and R^9 are each independently selected from the group consisting of halo, C_{1-5} alkyl, C_{3-5} cycloalkyl, heterocycloalkyl, C_{1-5} haloalkyl, C_{1-5} haloalkylene-OH, C_{1-5} alkylene-CN, C_{1-5} alkoxy, C_{1-5} haloalkoxy, aryloxy, heteroaryloxy, CN, OH, $-NHR^8$, $-NR^8CO_2R^{8a}$, $-SO_2R^8$, $-CO_2R^8$, $-CONHR^8$, aryl, and heteroaryl, or

two R^7 groups, together with the carbon atom(s) to which they are attached, form a 3-, 4-, 5-, 6-, 7-, or 8-membered cycloalkyl, a 3-, 4-, 5-, 6-, 7-, or 8-membered heterocycloalkyl, aryl, or a 5- or 6-membered heteroaryl ring; and

R^8 and R^{8a} are each independently selected from the group consisting of H, C_{1-5} alkyl, C_{1-5} haloalkyl, $-C_{0-5}$ alkylene- C_{3-6} cycloalkyl, $-C_{0-5}$ alkylene-heterocycloalkyl, $-C_{0-5}$ alkylene-aryl, and $-C_{0-5}$ alkylene-heteroaryl; or

one R^7 group and R^9 , together with the atoms to which they are attached, form a 5- or 6-membered heterocycloalkyl or heteroaryl ring.

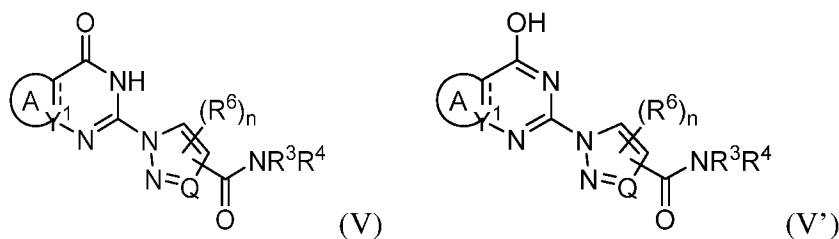


[0054] In some embodiments, two R^7 groups are present on adjacent carbon atoms, and in some cases, the two R^7 groups and the carbons to which they are attached form a 3-, 4-, 5-, 6-

, or 7-membered heterocycloalkyl group or cycloalkyl group. In some embodiments, two R⁷ groups are present on the same carbon atom, and in some cases, the two R⁷ groups and the carbon to which they are attached form a 3-, 4-, 5-, 6-, or 7-membered heterocycloalkyl or cycloalkyl group. In some embodiments, the 6- to 14-membered spiro, fused, or bridged polycyclic (e.g., bicyclic) ring is substituted with one or two substituents independently selected from the group consisting of halo, C₁₋₅alkyl, C₁₋₅haloalkyl, C₁₋₅alkoxy, aryloxy, heteroaryloxy, CN, OH, -SO₂R¹⁰, -CO₂R¹⁰, -CONHR¹⁰, C₃₋₅cycloalkyl, aryl, and heteroaryl; and R¹⁰ is selected from the group consisting of H, C₁₋₅alkyl, -C₀₋₅alkylene-aryl, and -C₀₋₅alkylene-heteroaryl. In some embodiments, the 3-, 4-, 5-, 6-, or 7-membered heterocycloalkyl or cycloalkyl group is substituted with one or two substituents selected from the group consisting of fluoro, hydroxy, cyano, methyl, ethyl, trifluoromethyl, trifluoroethyl, cyanopropyl, methoxy, trifluoromethoxy, trifluoroethoxy, hexafluorohydroxypropyl, cyclopropyl, 1-cyano-cyclopropyl, 1-trifluoromethylcyclopropyl, 3,3-difluoropyrrolidine, C(O)-t-butoxy, phenyl, fluorophenyl, difluorophenyl, cyanophenyl, indolyl, difluoropyrrolindinyl, benzothiazolyl, and N(methyl)C(O)t-butoxy.

[0055] Suitable 6- to 14-membered spiro, fused, or bridged bicyclic rings include, but are not limited to, 10-azabicyclodecane, 9-azabicyclononane, 8-azabicyclooctane (e.g., 8-azabicyclo[3.2.1]octane), azabicycloheptane (e.g., 7-azabicycloheptane), 3-azabicyclohexane (e.g., 3-azabicyclo[3.1.0]hexane), diazabicyclononane (e.g., 1,4-diazabicyclo[4.3.0]nonane), diazabicyclooctane, diazabicycloheptane, diazaspirononane, azaspirononane, diazaspirononane, azaspirononane, spiro[isobenzofuran-piperidine, diazaspirononane, azaspirononane, octahydrocyclopenta[*b*]pyrrole, or octahydrocyclopenta[*c*]pyrrole. In some embodiments, the 6- to 14-membered spiro, fused, or bicyclic ring is substituted with one or two substituents independently selected from the group consisting of halo, C₁₋₅alkyl, C₁₋₅haloalkyl, C₁₋₅alkoxy, aryloxy, heteroaryloxy, CN, OH, -SO₂R¹⁰, -CO₂R¹⁰, -CONHR¹⁰, C₃₋₅cycloalkyl, aryl, and heteroaryl; and R¹⁰ is selected from the group consisting of H, C₁₋₅alkyl, -C₀₋₅alkylene-aryl, and -C₀₋₅alkylene-heteroaryl.


[0056] In one aspect, the disclosure provides a compound of formula V or V', or a pharmaceutically acceptable salt thereof:



wherein:

== is an optional double bond;

Y¹ is N, or if the double bond is present, then Y¹ is C;


 is a 5-membered ring;

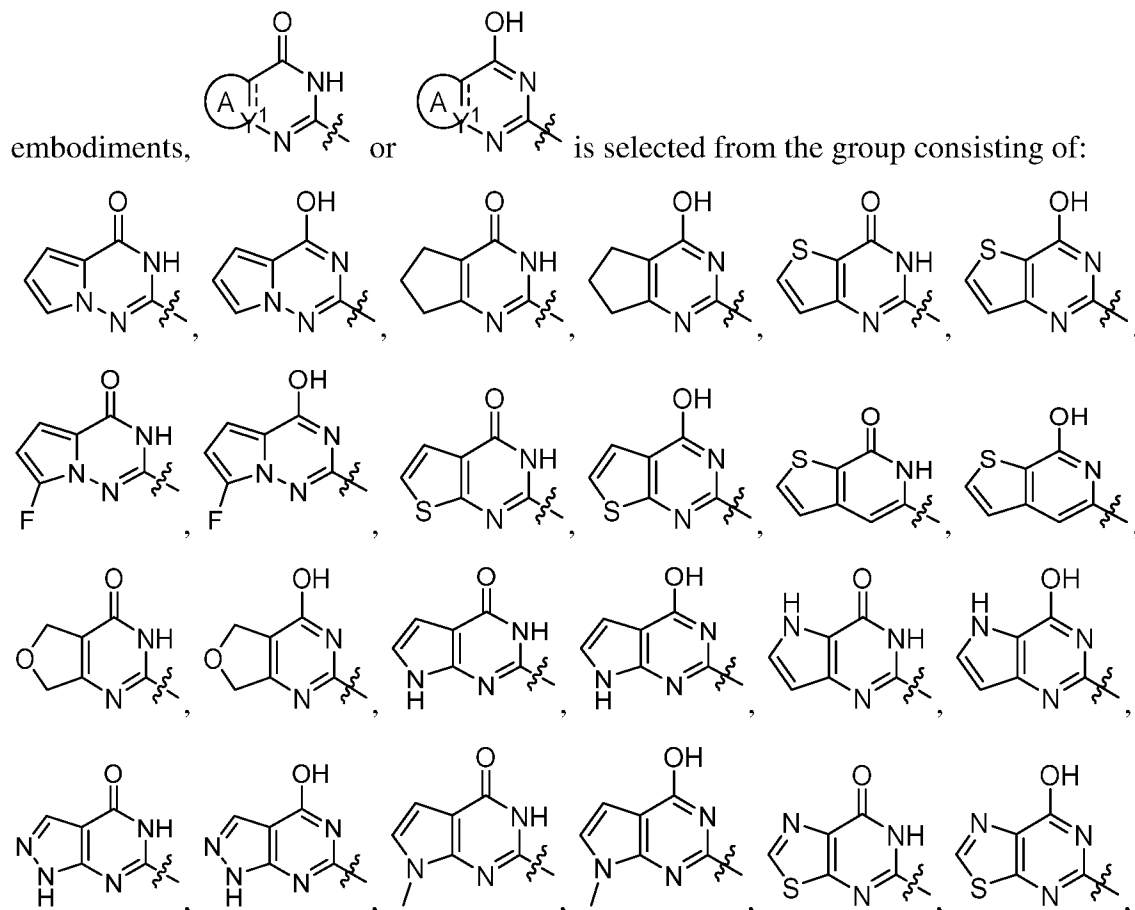
n is 0 or 1;

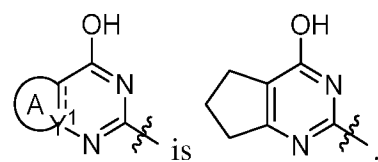
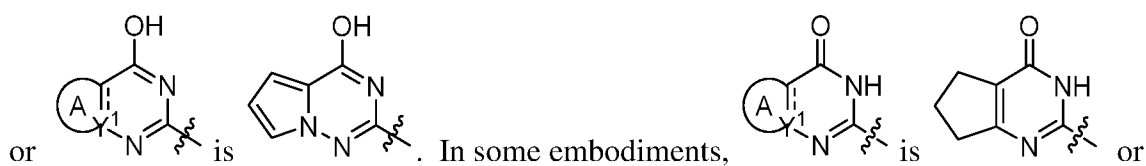
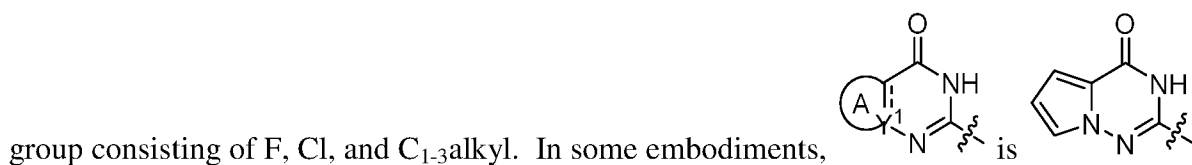
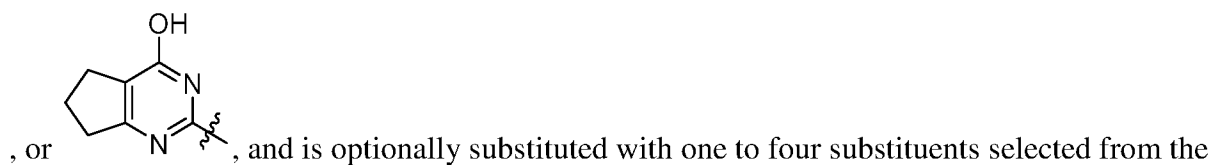
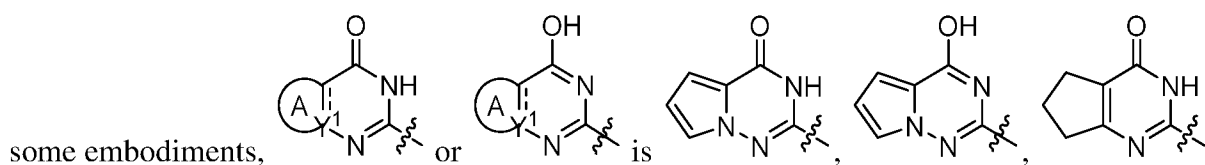
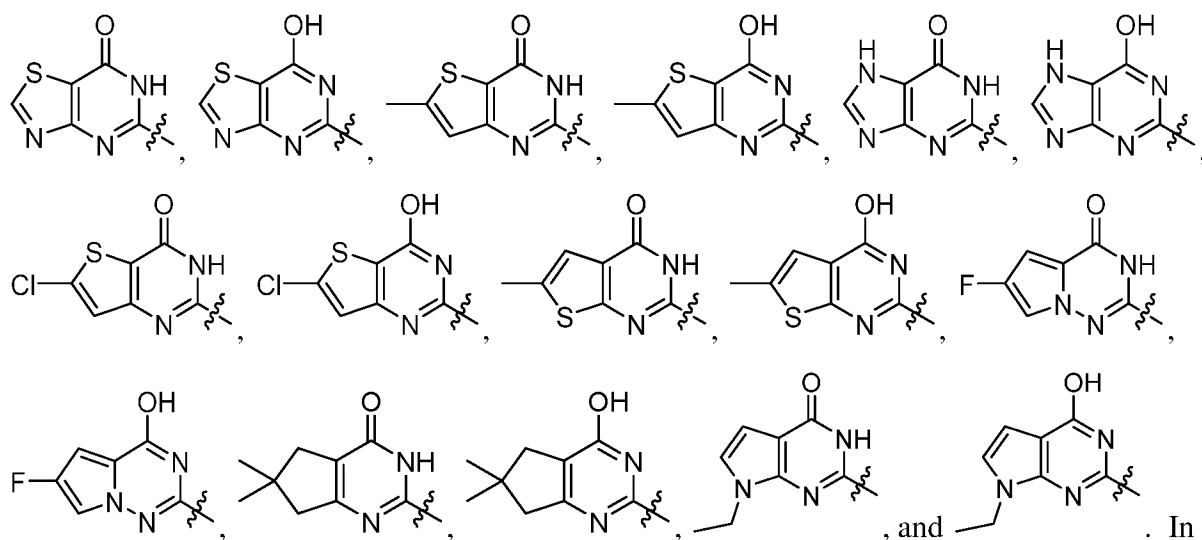
each R⁶ is selected from the group consisting of C₁₋₅alkyl, C₃₋₅cycloalkyl, C₁₋₅haloalkyl, halo, and benzyl;

Q is CH, CR⁶, or N;

R³ and R⁴, taken together with nitrogen atom to which they are attached form a 3-, 4-, 5-, 6-, or 7-membered monocyclic ring or 6-, 7-, 8-, 9-, 10-, 11-, 12-, 13-, or 14-membered spiro, fused, and/or bridged polycyclic ring.

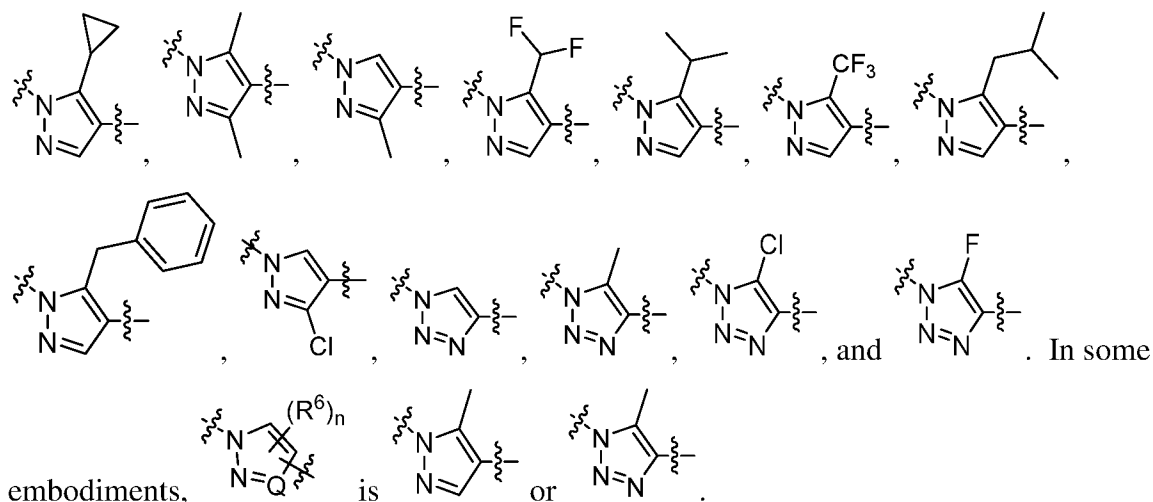
[0057] In some embodiments,  is a pyrrole ring, a cyclopentene ring, a thiophene ring, a dihydrofuran ring, a pyrazole ring, a thiazole ring, or an imidazole ring. In some



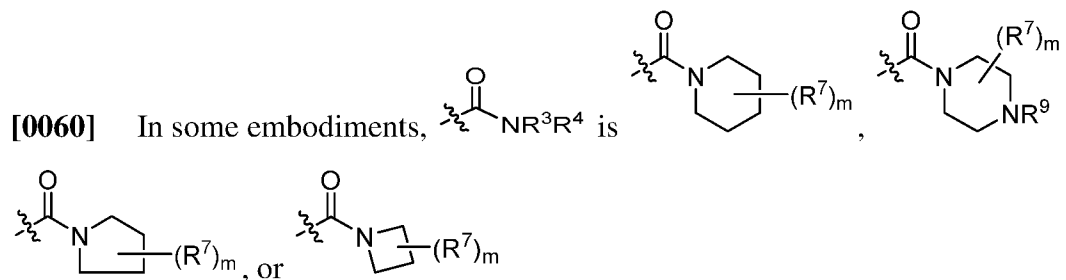


[0058] In some embodiments, is or . In some

embodiments, is selected from the group consisting of , ,



[0059] In some embodiments, R^3 and R^4 , taken together with nitrogen atom to which they are attached form a 3-, 4-, 5-, 6-, or 7-membered ring. Suitable 3-, 4-, 5-, 6-, or 7-membered rings include, but are not limited to, piperidinyl, pyrrolidinyl, azetidiny, piperazinyl, morpholinyl, thiomorpholinyl, aziridinyl, oxaziridinyl, imidazolidinyl, pyrazolidinyl, oxazolidinyl, isoxazolidinyl, thiazolidinyl, isothiazolidinyl, azepanyl, diazepanyl, or diazabicycloheptane.



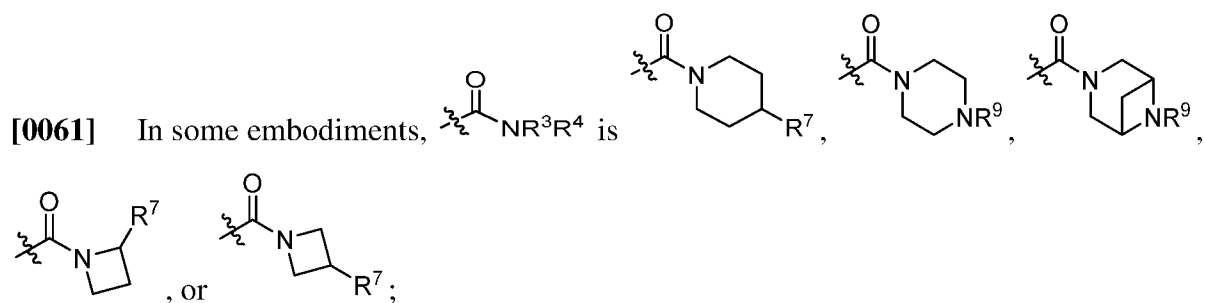
m is 0, 1, 2, or 3;

R^7 and R^9 are each independently selected from the group consisting of halo, C_{1-5} alkyl, C_{3-5} cycloalkyl, heterocycloalkyl, C_{1-5} haloalkyl, C_{1-5} haloalkylene-OH, C_{1-5} alkylene-CN, C_{1-5} alkoxy, C_{1-5} haloalkoxy, aryloxy, heteroaryloxy, CN, OH, $-NHR^8$, $-NR^8CO_2R^{8a}$, $-SO_2R^8$, $-CO_2R^8$, $-CONHR^8$, aryl, and heteroaryl, or

two R^7 groups, together with the carbon atom(s) to which they are attached, form a 3-, 4-, 5-, 6-, 7-, or 8-membered cycloalkyl, a 3-, 4-, 5-, 6-, 7-, or 8-membered heterocycloalkyl, aryl, or a 5- or 6-membered heteroaryl ring; and

R^8 and R^{8a} are each independently selected from the group consisting of H, C_{1-5} alkyl, $-C_{0-5}$ alkylene-aryl, and $-C_{0-5}$ alkylene-heteroaryl; or

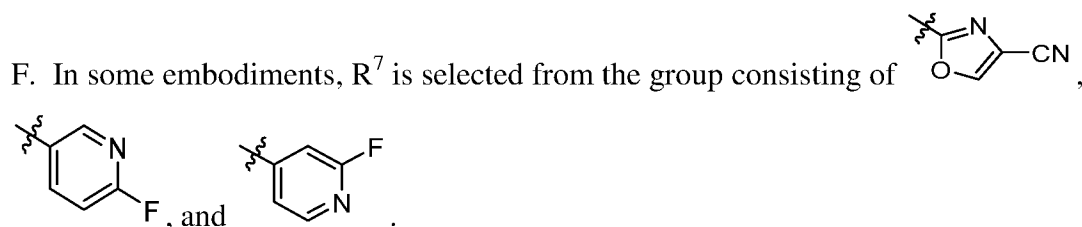
one R^7 group and R^9 , together with the atoms to which they are attached, form a 5- or 6-membered heterocyclic or heteroaryl ring.



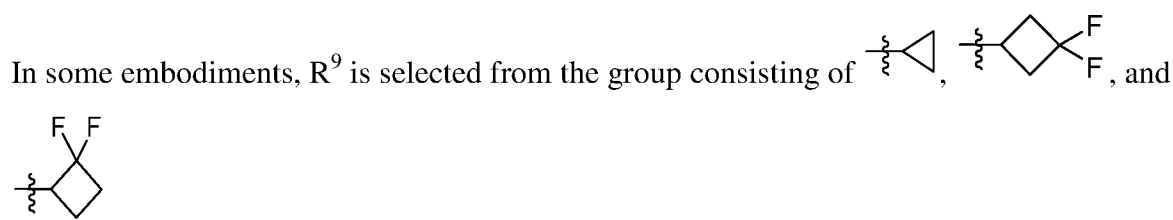
R^7 and R^9 are each independently selected from the group consisting of halo, C_{1-5} alkyl, C_{3-5} cycloalkyl, heterocycloalkyl, C_{1-5} haloalkyl, C_{1-5} haloalkylene-OH, C_{1-5} alkylene-CN, C_{1-5} alkoxy, C_{1-5} haloalkoxy, aryloxy, heteroaryloxy, CN, OH, $-\text{NHR}^8$, $-\text{NR}^8\text{CO}_2\text{R}^{8a}$, $-\text{SO}_2\text{R}^8$, $-\text{CO}_2\text{R}^8$, $-\text{CONHR}^8$, aryl, and heteroaryl; and

R^8 and R^{8a} are each independently selected from the group consisting of H, C_{1-5} alkyl, $-\text{C}_{0-5}$ alkylene-aryl, and $-\text{C}_{0-5}$ alkylene-heteroaryl.

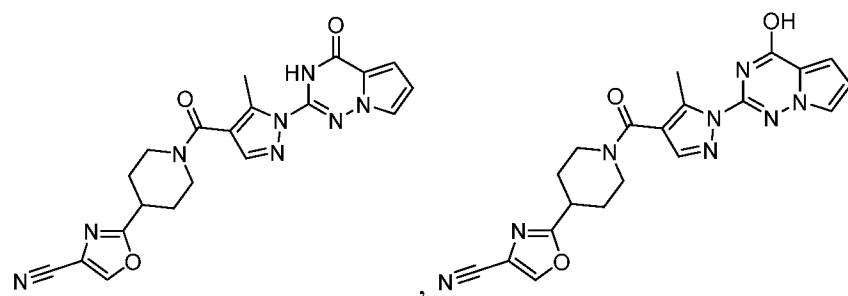
[0062] In some embodiments, R^7 or R^9 is selected from the group consisting of C_{3-5} cycloalkyl, heterocycloalkyl, aryloxy, heteroaryloxy, aryl, and heteroaryl. In some embodiments, R^7 is oxazolyl or pyridinyl, each of which is optionally substituted with CN or

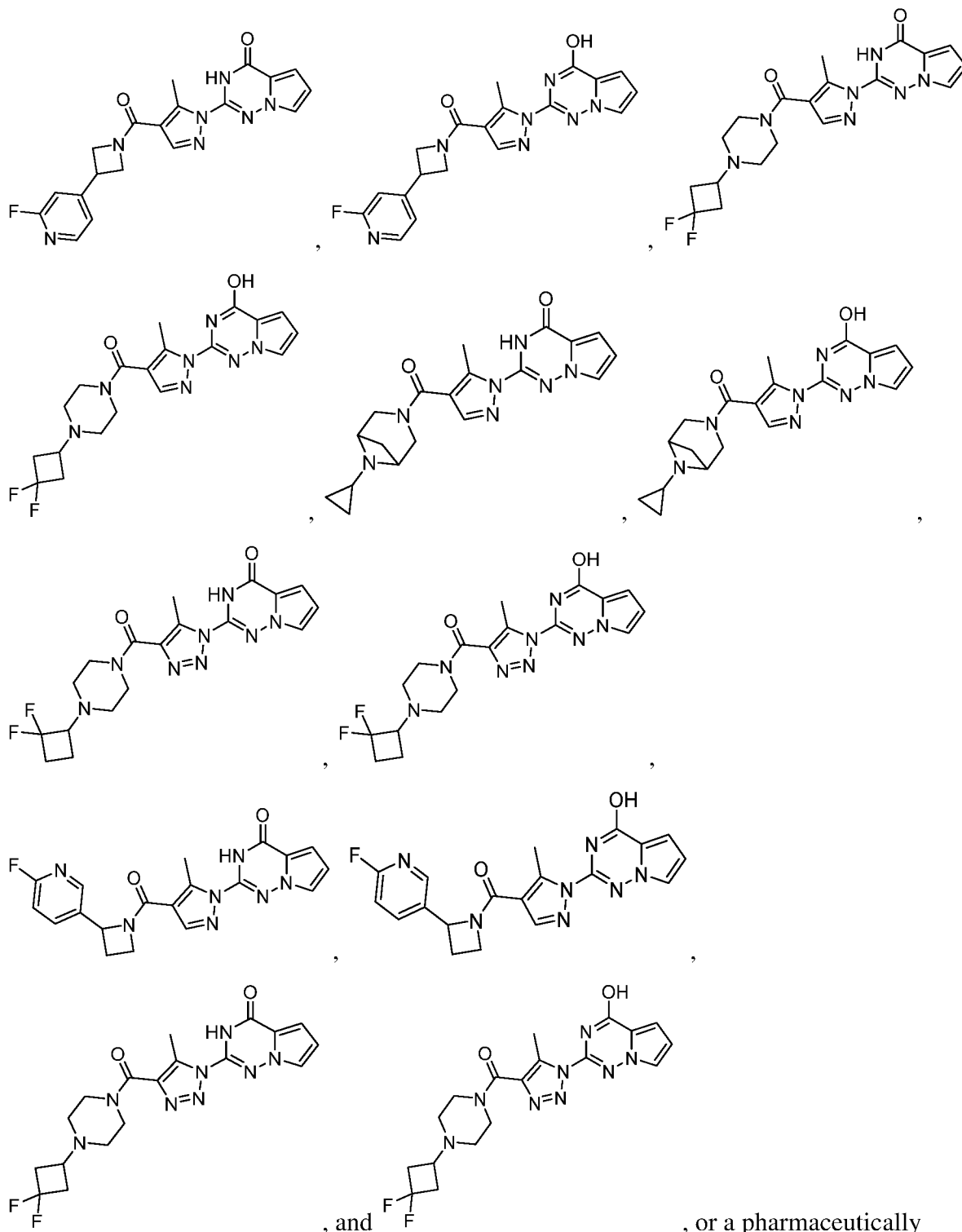


[0063] In some embodiments, R^9 is C_{3-5} cycloalkyl. In some embodiments, R^9 is cyclopropyl or cyclobutyl, each of which is optionally substituted with 1, 2, 3, or 4 F atoms.



[0064] In some embodiments, the compound is selected from

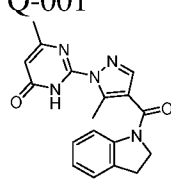
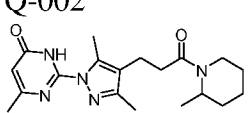
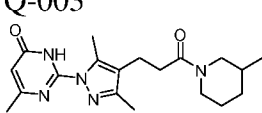
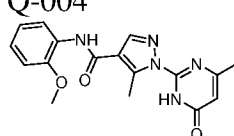
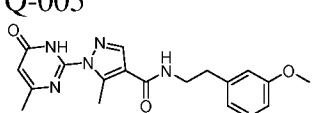
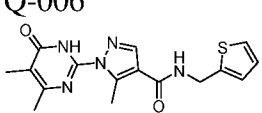
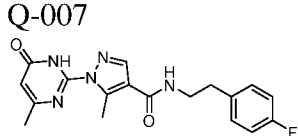
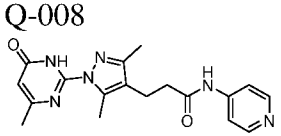
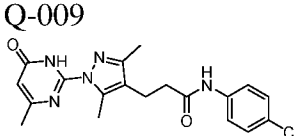
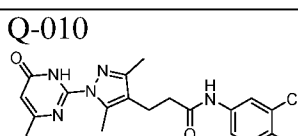
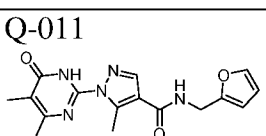
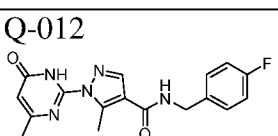
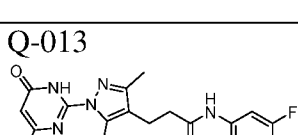
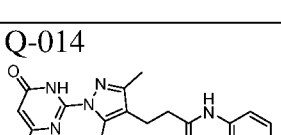
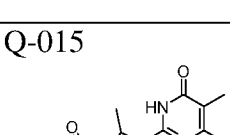
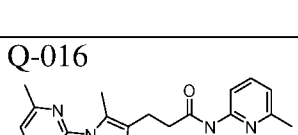
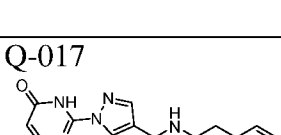
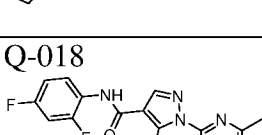
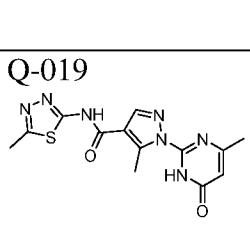
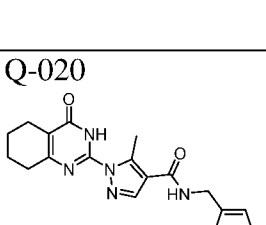
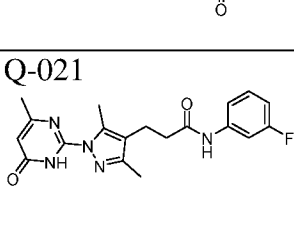
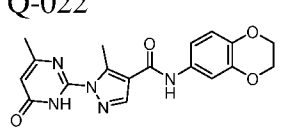
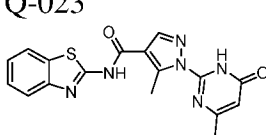
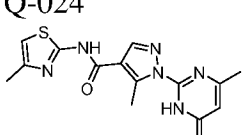
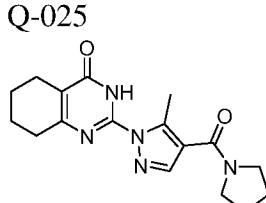
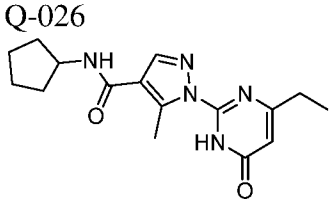
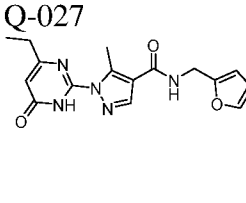


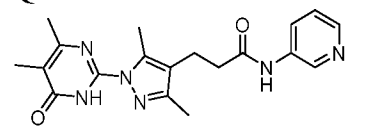
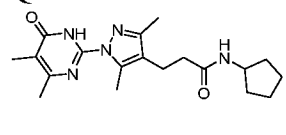
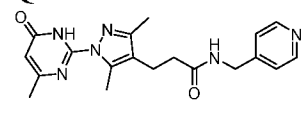
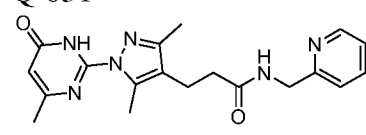
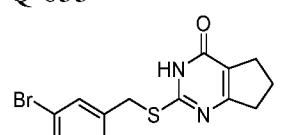
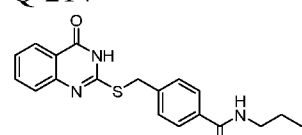
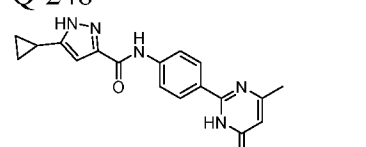
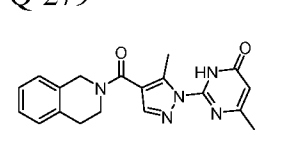


acceptable salt thereof.

[0065] Further disclosed are compounds listed in Table D, below, for use in inhibiting SPR.

TABLE D

Q-001 	Q-002 	Q-003 
Q-004 	Q-005 	Q-006 
Q-007 	Q-008 	Q-009 
Q-010 	Q-011 	Q-012 
Q-013 	Q-014 	Q-015 
Q-016 	Q-017 	Q-018 
Q-019 	Q-020 	Q-021 
Q-022 	Q-023 	Q-024 
Q-025 	Q-026 	Q-027 

Q-028 	Q-029 	Q-030 
Q-031 	Q-055 	Q-214 
Q-248 	Q-279 	

Methods of Using SPR Inhibitors

[0066] The uses of the compounds and compositions disclosed herein include use as an SPR inhibitor, an analgesic, a treatment for acute or chronic pain, an anti-inflammatory, and/or as an immune cell regulator. The disclosed methods include inhibiting sepiapterin reductase (SPR) by a method comprising contacting SPR with a compound or composition disclosed herein in an amount effective to inhibit SPR. In some aspects, the contacting is *in vitro*. In other aspects, the contacting is *in vivo*. In various aspects, contacting comprises administering the compound or the composition to a subject in need thereof. In various aspects, the subject is a mammal. In a preferred aspect, the mammalian subject is human.

[0067] It is contemplated that the SPR inhibitor compounds, compositions, and methods are useful in the treatment of diseases and disorders associated with the BH₄ synthesis pathway, such as, but not limited to, pain, inflammation, and immunological disorders. In addition, it is contemplated that the SPR inhibitor compounds, compositions, and methods are useful in the treatment of diseases and disorders associated with increased levels of BH₄, such as, but not limited to, pain, inflammation, and immunological disorders, compared with normal subjects not known to suffer from pain, inflammation, and/or immunological disorders. In other aspects, the subject suffers from pain (e.g., acute or chronic pain), inflammation, and/or an immunological disorder.

[0068] The disclosed methods include methods of treating a subject suffering from pain, such as acute pain or chronic pain, comprising administering to the subject a therapeutically effective amount of a compound or composition as disclosed herein. The disclosed methods also include methods of treating a subject suffering from inflammation, such as chronic

inflammation, comprising administering to the subject a therapeutically effective amount of a compound or composition as disclosed herein. The disclosed methods further include methods of treating a subject suffering from an immunological disorder, comprising administering to the subject a therapeutically effective amount of a compound or composition as disclosed herein.

[0069] Pain includes, but is not limited to, AIDS/HIV-related pain, ankylosing spondylitis, arachnoiditis, back pain, breakthrough pain, burning mouth syndrome, bursitis, cancer pain, carpal tunnel syndrome pain, cauda equina syndrome, central pain syndrome, Charcot-Marie-Tooth disease, chronic functional abdominal pain, chronic pancreatitis pain, complex regional pain syndrome, corneal neuropathic pain, degenerative disc disease, Dercum's disease, dermatomyositis, diabetic peripheral neuropathy, Ehlers-Danlos syndrome, endometriosis, erythromelalgia, failed back surgery syndrome, fibromyalgia, intercostal neuralgia, interstitial cystitis, irritable bowel syndrome, juvenile dermatositis, leg pain, loin pain-haematuria syndrome, meralgia paresthetica, migraine, multiple sclerosis pain, musculoskeletal pain, myofascial pain, myositis, neuropathic pain, occipital neuralgia, osteoarthritis pain, Paget's disease, pelvic pain, peripheral neuropathy, phantom limb pain, pinched nerve, polymyalgia rheumatica, polymyositis, post-herniorrhaphy pain syndrome, post-mastectomy pain syndrome, post-stroke pain, post-thorocotomy pain syndrome, post-traumatic neuropathy, postherpetic neuralgia, post-polio syndrome, primary lateral sclerosis, psoriatic arthritis, pudendal neuralgia, Raynaud's disease, restless leg syndrome, rheumatoid arthritis, sacroiliac joint dysfunction, sarcoidosis, sciatica, postherpetic neuralgia, sickle cell pain, Sjogren's syndrome, spasmodic torticollis, sphincter of Oddi dysfunction, spinal cord injury, spinal stenosis, syringomyelia, Tarlov cysts, thoracic outlet syndrome (TOS), temporomandibular joint disorder, transverse myelitis, trigeminal neuralgia, ulcerative Colitis, vascular pain, vulvodynia, and whiplash pain.

[0070] Immunological disorders include, but are not limited to, acid-induced lung injury, acne (PAPA), acute respiratory distress syndrome, ageing, headache, AIDS, alcoholic hepatitis, alcoholic liver disease, nonalcoholic steatohepatitis (NASH), allergen induced asthma, allergic bronchpulmonay aspergillosis, Alzheimer's disease, amyotropic lateral sclerosis (ALS), angina pectoris, anhidrotic eodermal dysplasia-ID, ankylosing spondylitis, antiphospholipid syndrome, aphthous stomatitis, appendicitis, arthritis, asthma, atopic dermatitis, autoimmune diseases, bee sting-induced inflammation, behcet's disease, Bell's palsey, Blau syndrome, bronchiolitis, burns, cancer, cardiac hypertrophy, catabolic disorders, cataracts, cerebral aneurysm, Cystic Fibrosis, chemical irritant-induced inflammation, chronic

heart failure, chronic lung disease of prematurity, chronic obstructive pulmonary disease, colitis, complex regional pain syndrome, congenital muscular dystrophies, connective tissue diseases, crohn's disease, cryopyrin-associated periodic syndromes, cryptococcosis, cystic fibrosis, deficiency of the interleukin-1-receptor antagonist (DIRA), dermatitis, dermatomyositis, DIPG (Diffuse Intrinsic Pontine Glioma), endometriosis, endotoxemia, eosinophilic esophagitis, familial amyloidotic polyneuropathy, familial cold urticarial, familial mediterranean fever, fetal growth, FSHD, glaucoma, glomerular disease, glomerular nephritis, gut diseases, peritoneal endometriosis, head injury, hearing loss, heart disease, Henoch-Scholein purpura, hepatitis, hereditary periodic fever syndrome, Herpes zoster and simplex, HIV-1, Huntington's disease, hyaline membrane disease, hypercholesterolemia, hyperimmunoglobulinemia D with recurrent fever (HIDS), hypoplastic and tother anemias, incontinentia pigmenti, infectious mononucleosis, inflammatory bowel disease, inflammatory lung disease, inflammatory neuropathy, inflammatory pain, insect bite-induced inflammation, irritant-induced inflammation, ischemia/reperfusion, Kawasaki Disease, kidney disease, kidney injury caused by parasitic infections[m1], leptospirosis, leukemia, limb girdle muscular dystrophy 2A, limb girdle muscular dystrophy 2B, lung injury, lupus, lupus nephritis, lymphoma, meningitis, mesothelioma, Muckle-Wells syndrome (urticaria deafness amyloidosis), multiple sclerosis, muscle wasting, muscular dystrophy, myasthenia gravis, myocarditis, mycosis fungoides, myelodysplastic syndrome, myositis, nasal sinusitis, necrotizing enterocolitis, neonatal onset multisystem inflammatory disease (NOMID), nephrotic syndrome, neuritis, neuropathological diseases, non-allergen induced asthma, obesity, ocular allergy, organ transplant, osterarthritis, otitis media, paget's disease, pancreatitis, Parkinson's disease, pericarditis, periodic fever, periodonitis, pertussis, pharyngitis and adenitis (PFAPA syndrome), plant irritant-induced inflammation, Pneumocystis infection, poison ivy/ urushiol oil-induced inflammation, polyarteritis nodosa, polycystic kidney disease, polymyositis, pontine glioma, psoriasis, psychosocial stress diseases, pulmonary disease, pulmonary fibrosis, pulmonary hypertension, pyoderma gangrenosum, pyogenic sterile arthritis, renal disease, retardation, retinal disease, rheumatic disease, sarcoidosis, seborrhea, sepsis, sickle cell, silica-induced diseases, Sjogren's syndrome, skin diseases, sleep apnea, solid tumors including brain tumors, spinal cord injury, statin induced myopathy, stroke, subarachnoid hemorrhage, sunburn, thrombocytopenia, tissue transplant, TNF receptor associated periodic syndrome (TRAPS), toxoplasmosis, traumatic brain injury, tuberculosis, type 1 diabetes, type 2 diabetes, ulcerative colitis, uveitis, and wound repair.

[0071] A "therapeutically effective amount" means an amount effective to treat or to prevent development of, or to alleviate the existing symptoms of, the subject being treated. Determination of the effective amounts is well within the capability of those skilled in the art, especially in light of the detailed disclosure provided herein. Generally, a "therapeutically effective dose" refers to that amount of the compound that results in achieving the desired effect. For example, in one preferred embodiment, a therapeutically effective amount of a compound disclosed herein decreases SPR activity by at least 5%, compared to control, at least 10%, at least 15%, at least 20%, at least 25%, at least 30%, at least 35%, at least 40%, at least 45%, at least 50%, at least 55%, at least 60%, at least 65%, at least 70%, at least 75%, at least 80%, at least 85%, or at least 90%.

[0072] The amount of compound administered can be dependent on the subject being treated, on the subject's age, health, sex, and weight, the kind of concurrent treatment (if any), severity of the affliction, the nature of the effect desired, the manner and frequency of treatment, and the judgment of the prescribing physician. The frequency of dosing also can be dependent on pharmacodynamic effects on arterial oxygen pressures. However, the most preferred dosage can be tailored to the individual subject, as is understood and determinable by one of skill in the art, without undue experimentation. This typically involves adjustment of a standard dose (e.g., reduction of the dose if the patient has a low body weight).

[0073] While individual needs vary, determination of optimal ranges of effective amounts of the compound is within the skill of the art. For administration to a human in the curative or prophylactic treatment of the conditions and disorders identified herein, for example, typical dosages of the compounds of the present invention can be about 0.05 mg/kg/day to about 50 mg/kg/day, for example at least 0.05 mg/kg, at least 0.08 mg/kg, at least 0.1 mg/kg, at least 0.2 mg/kg, at least 0.3 mg/kg, at least 0.4 mg/kg, or at least 0.5 mg/kg, and preferably 50 mg/kg or less, 40 mg/kg or less, 30 mg/kg or less, 20 mg/kg or less, or 10 mg/kg or less, which can be about 2.5 mg/day (0.5 mg/kg x 5kg) to about 5000 mg/day (50mg/kg x 100kg), for example. For example, dosages of the compounds can be about 0.1 mg/kg/day to about 50 mg/kg/day, about 0.05 mg/kg/day to about 10 mg/kg/day, about 0.05 mg/kg/day to about 5 mg/kg/day, about 0.05 mg/kg/day to about 3 mg/kg/day, about 0.07 mg/kg/day to about 3 mg/kg/day, about 0.09 mg/kg/day to about 3 mg/kg/day, about 0.05 mg/kg/day to about 0.1 mg/kg/day, about 0.1 mg/kg/day to about 1 mg/kg/day, about 1 mg/kg/day to about 10 mg/kg/day, about 1 mg/kg/day to about 5 mg/kg/day, about 1 mg/kg/day to about 3 mg/kg/day, about 3 mg/day to about 500 mg/day, about 5 mg/day to about 250 mg/day, about 10 mg/day to about 100 mg/day, about 3 mg/day to about 10 mg/day, or about 100 mg/day to

about 250 mg/day. Such doses may be administered in a single dose or it may be divided into multiple doses.

[0074] An SPR inhibitor is contemplated to be useful in the treatment of any condition wherein the lowering of BH4 levels will provide benefits. The SPR inhibitor is useful alone, or in combination with other compounds, which may act to promote the reduction of BH4 levels. The present section provides a description of how the SPR inhibitors of the invention may be therapeutically administered to a subject in need thereof.

[0075] One of the therapeutic embodiments of the invention is the provision, to a subject in need thereof, compositions comprising one or more SPR inhibitors. In one aspect, the SPR inhibitor formulation for therapy in a subject is selected based on the route of administration and in certain aspects includes liposome and micelle formulations as well as classic pharmaceutical preparations.

[0076] In various aspects, administration of the compositions is systemic or local, and in still other aspects comprises a single site injection of a therapeutically-effective amount of the SPR inhibitor composition. Any route known to those of skill in the art for the administration of a therapeutic composition of the invention is contemplated including, for example, intravenous, intramuscular, subcutaneous, oral, or a catheter for long-term administration.

[0077] Combination Therapy: In addition to therapies based solely on the delivery of the SPR inhibitor composition, combination therapy is specifically contemplated. In the context of the invention, it is contemplated that the SPR inhibitor composition therapy is used similarly in conjunction with other agents commonly used for the treatment of elevated levels of BH4 and/or SPR.

[0078] The combination therapy compositions are provided in a combined amount effective to produce the desired therapeutic outcome in the treatment of reduced levels of BH4 and/or make a detectable change in an indication as described herein. This process involves administering the SPR inhibitor and the second agent(s) or factor(s) at the same time. Methods thus include administering a single composition or pharmacological formulation that includes both agents, or administering two distinct compositions or formulations, at the same time, wherein one composition includes the SPR inhibitor therapeutic composition and the other includes the second therapeutic agent.

[0079] Alternatively, the SPR inhibitor treatment precedes or follows the second therapeutic agent treatment by intervals ranging from minutes to weeks. In embodiments where the second therapeutic agent and the SPR inhibitor are administered separately, one

generally ensures that a significant period of time did not transpire between the times of each delivery, such that the second therapeutic agent and the SPR inhibitor are able to exert an advantageously combined effect. In such instances, it is contemplated that one administers both modalities within about 12-24 hours of each other, or alternately, within about 6-12 hours of each other, or alternately, with a delay time of only about 12 hours. However, in some situations, it is desirable to extend the time period for treatment significantly, where several days (2, 3, 4, 5, 6 or 7) to several weeks (1, 2, 3, 4, 5, 6, 7 or 8) lapse between the respective administrations.

[0080] Systemic delivery of SPR inhibitors to patients is a very efficient method for delivering a therapeutically effective amount of the compound to counteract the immediate clinical manifestations of a disease or disorder. Alternatively, local delivery of the SPR inhibitor and/or the second therapeutic agent is appropriate in certain circumstances. In a certain embodiment, it is contemplated that the SPR inhibitor is delivered to a patient for an extended period of time. It is further contemplated that the SPR inhibitor is taken throughout a patient's lifetime to lower SPR activity levels.

Dosing and Pharmaceutical Formulations

[0081] Also provided herein are pharmaceutical compositions that includes a compound as disclosed herein, together with a pharmaceutically acceptable excipient such as a diluent or carrier. Compounds and pharmaceutical compositions suitable for use in the present invention include those wherein the compound can be administered in an effective amount to achieve its intended purpose. Administration of the compound described in more detail below.

[0082] Suitable pharmaceutical formulations can be determined by the skilled artisan depending on the route of administration and the desired dosage. *See, e.g.*, Remington's Pharmaceutical Sciences, 1435-712 (18th ed., Mack Publishing Co, Easton, Pennsylvania, 1990). Formulations may influence the physical state, stability, rate of in vivo release and rate of in vivo clearance of the administered agents. Depending on the route of administration, a suitable dose may be calculated according to body weight, body surface areas or organ size. Further refinement of the calculations necessary to determine the appropriate treatment dose is routinely made by those of ordinary skill in the art without undue experimentation, especially in light of the dosage information and assays disclosed herein as well as the pharmacokinetic data obtainable through animal or human clinical trials.

[0083] The phrases "pharmaceutically acceptable" or "pharmacologically acceptable" refer to molecular entities and compositions that do not produce adverse, allergic, or other

untoward reactions when administered to an animal or a human. As used herein, "pharmaceutically acceptable carrier" includes any and all solvents, dispersion media, coatings, antibacterial and antifungal agents, isotonic and absorption delaying agents and the like. The use of such excipients for pharmaceutically active substances is well known in the art. Except insofar as any conventional media or agent is incompatible with the therapeutic compositions, its use in therapeutic compositions is contemplated. Supplementary active ingredients also can be incorporated into the compositions. In exemplary embodiments, the formulation may comprise corn syrup solids, high-oleic safflower oil, coconut oil, soy oil, L-leucine, calcium phosphate tribasic, L-tyrosine, L-proline, L-lysine acetate, DATEM (an emulsifier), L-glutamine, L-valine, potassium phosphate dibasic, L-isoleucine, L-arginine, L-alanine, glycine, L-asparagine monohydrate, L-serine, potassium citrate, L-threonine, sodium citrate, magnesium chloride, L-histidine, L-methionine, ascorbic acid, calcium carbonate, L-glutamic acid, L-cystine dihydrochloride, L-tryptophan, L-aspartic acid, choline chloride, taurine, m-inositol, ferrous sulfate, ascorbyl palmitate, zinc sulfate, L-carnitine, alpha-tocopheryl acetate, sodium chloride, niacinamide, mixed tocopherols, calcium pantothenate, cupric sulfate, thiamine chloride hydrochloride, vitamin A palmitate, manganese sulfate, riboflavin, pyridoxine hydrochloride, folic acid, beta-carotene, potassium iodide, phylloquinone, biotin, sodium selenate, chromium chloride, sodium molybdate, vitamin D3 and cyanocobalamin.

[0084] As used herein, "pharmaceutically acceptable salts" include, for example base addition salts and acid addition salts.

[0085] Pharmaceutically acceptable base addition salts may be formed with metals or amines, such as alkali and alkaline earth metals or organic amines. Pharmaceutically acceptable salts of compounds may also be prepared with a pharmaceutically acceptable cation. Suitable pharmaceutically acceptable cations are well known to those skilled in the art and include alkaline, alkaline earth, ammonium and quaternary ammonium cations. Carbonates or hydrogen carbonates are also possible. Examples of metals used as cations are sodium, potassium, magnesium, ammonium, calcium, or ferric, and the like. Examples of suitable amines include isopropylamine, trimethylamine, histidine, N,N'-dibenzylethylenediamine, chlorprocaine, choline, diethanolamine, dicyclohexylamine, ethylenediamine, N-methylglucamine, and procaine.

[0086] Pharmaceutically acceptable acid addition salts include inorganic or organic acid salts. Examples of suitable acid salts include the hydrochlorides, formates, acetates, citrates, salicylates, nitrates, phosphates. Other suitable pharmaceutically acceptable salts are well

known to those skilled in the art and include, for example, formic, acetic, citric, oxalic, tartaric, or mandelic acids, hydrochloric acid, hydrobromic acid, sulfuric acid or phosphoric acid; with organic carboxylic, sulfonic, sulfo or phospho acids or N-substituted sulfamic acids, for example acetic acid, trifluoroacetic acid (TFA), propionic acid, glycolic acid, succinic acid, maleic acid, hydroxymaleic acid, methylmaleic acid, fumaric acid, malic acid, tartaric acid, lactic acid, oxalic acid, gluconic acid, glucaric acid, glucuronic acid, citric acid, benzoic acid, cinnamic acid, mandelic acid, salicylic acid, 4-aminosalicylic acid, 2-phenoxybenzoic acid, 2-acetoxybenzoic acid, embonic acid, nicotinic acid or isonicotinic acid; and with amino acids, such as the 20 alpha amino acids involved in the synthesis of proteins in nature, for example glutamic acid or aspartic acid, and also with phenylacetic acid, methanesulfonic acid, ethanesulfonic acid, 2-hydroxyethanesulfonic acid, ethane 1,2-disulfonic acid, benzenesulfonic acid, 4-methylbenzenesulfonic acid, naphthalene 2-sulfonic acid, naphthalene 1,5-disulfonic acid, 2- or 3-phosphoglycerate, glucose 6-phosphate, N-cyclohexylsulfamic acid (with the formation of cyclamates), or with other acid organic compounds, such as ascorbic acid.

[0087] Pharmaceutical compositions containing the compounds disclosed herein can be manufactured in a conventional manner, e.g., by conventional mixing, dissolving, granulating, dragee-making, levigating, emulsifying, encapsulating, entrapping, or lyophilizing processes. Proper formulation is dependent upon the route of administration chosen.

[0088] For oral administration, suitable compositions can be formulated readily by combining a compound disclosed herein with pharmaceutically acceptable excipients such as carriers well known in the art. Such excipients and carriers enable the present compounds to be formulated as tablets, pills, dragees, capsules, liquids, gels, syrups, slurries, suspensions and the like, for oral ingestion by a patient to be treated. Pharmaceutical preparations for oral use can be obtained by adding a compound as disclosed herein with a solid excipient, optionally grinding a resulting mixture, and processing the mixture of granules, after adding suitable auxiliaries, if desired, to obtain tablets or dragee cores. Suitable excipients include, for example, fillers and cellulose preparations. If desired, disintegrating agents can be added. Pharmaceutically acceptable ingredients are well known for the various types of formulation and may be for example binders (e.g., natural or synthetic polymers), lubricants, surfactants, sweetening and flavoring agents, coating materials, preservatives, dyes, thickeners, adjuvants, antimicrobial agents, antioxidants and carriers for the various formulation types.

[0089] When a therapeutically effective amount of a compound disclosed herein is administered orally, the composition typically is in the form of a solid (e.g., tablet, capsule, pill, powder, or troche) or a liquid formulation (e.g., aqueous suspension, solution, elixir, or syrup).

[0090] When administered in tablet form, the composition can additionally contain a functional solid and/or solid carrier, such as a gelatin or an adjuvant. The tablet, capsule, and powder can contain about 1 to about 95% compound, and preferably from about 15 to about 90% compound.

[0091] When administered in liquid or suspension form, a functional liquid and/or a liquid carrier such as water, petroleum, or oils of animal or plant origin can be added. The liquid form of the composition can further contain physiological saline solution, sugar alcohol solutions, dextrose or other saccharide solutions, or glycols. When administered in liquid or suspension form, the composition can contain about 0.5 to about 90% by weight of a compound disclosed herein, and preferably about 1 to about 50% of a compound disclosed herein. In one embodiment contemplated, the liquid carrier is non-aqueous or substantially non-aqueous. For administration in liquid form, the composition may be supplied as a rapidly-dissolving solid formulation for dissolution or suspension immediately prior to administration.

[0092] When a therapeutically effective amount of a compound disclosed herein is administered by intravenous, cutaneous, or subcutaneous injection, the composition is in the form of a pyrogen-free, parenterally acceptable aqueous solution. The preparation of such parenterally acceptable solutions, having due regard to pH, isotonicity, stability, and the like, is within the skill in the art. A preferred composition for intravenous, cutaneous, or subcutaneous injection typically contains, in addition to a compound disclosed herein, an isotonic vehicle. Such compositions may be prepared for administration as solutions of free base or pharmacologically acceptable salts in water suitably mixed with a surfactant, such as hydroxypropylcellulose. Dispersions also can be prepared in glycerol, liquid polyethylene glycols, and mixtures thereof and in oils. Under ordinary conditions of storage and use, these preparations can optionally contain a preservative to prevent the growth of microorganisms.

[0093] Injectable compositions can include sterile aqueous solutions, suspensions, or dispersions and sterile powders for the extemporaneous preparation of sterile injectable solutions, suspensions, or dispersions. In all cases the form must be sterile and must be fluid to the extent that easy syringability exists. It must be stable under the conditions of

manufacture and storage and must resist the contaminating action of microorganisms, such as bacteria and fungi, by optional inclusion of a preservative. The carrier can be a solvent or dispersion medium containing, for example, water, ethanol, polyol (e.g., glycerol, propylene glycol, and liquid polyethylene glycol, and the like), suitable mixtures thereof, and vegetable oils. In one embodiment contemplated, the carrier is non-aqueous or substantially non-aqueous. The proper fluidity can be maintained, for example, by the use of a coating, such as lecithin, by the maintenance of the required particle size of the compound in the case of dispersion and by the use of surfactants. The prevention of the action of microorganisms can be brought about by various antibacterial and antifungal agents, for example, parabens, chlorobutanol, phenol, sorbic acid, thimerosal, and the like. In many cases, it will be preferable to include isotonic agents, for example, sugars or sodium chloride. Prolonged absorption of the injectable compositions can be brought about by the use in the compositions of agents delaying absorption, for example, aluminum monostearate and gelatin.

[0094] Sterile injectable solutions are prepared by incorporating the active compounds in the required amount in the appropriate solvent with various of the other ingredients enumerated above, as required, followed by filtered sterilization. Generally, dispersions are prepared by incorporating the various sterilized active ingredients into a sterile vehicle which contains the basic dispersion medium and the required other ingredients from those enumerated above. In the case of sterile powders for the preparation of sterile injectable solutions, the preferred methods of preparation are vacuum-drying and freeze-drying techniques which yield a powder of the active ingredient plus any additional desired ingredient from a previously sterile-filtered solution thereof.

[0095] Slow release or sustained release formulations may also be prepared in order to achieve a controlled release of the active compound in contact with the body fluids in the GI tract, and to provide a substantially constant and effective level of the active compound in the blood plasma. For example, release can be controlled by one or more of dissolution, diffusion, and ion-exchange. In addition, the slow release approach may enhance absorption via saturable or limiting pathways within the GI tract. For example, the compound may be embedded for this purpose in a polymer matrix of a biological degradable polymer, a water-soluble polymer or a mixture of both, and optionally suitable surfactants. Embedding can mean in this context the incorporation of micro-particles in a matrix of polymers. Controlled release formulations are also obtained through encapsulation of dispersed micro-particles or emulsified micro-droplets via known dispersion or emulsion coating technologies.

[0096] For administration by inhalation, compounds of the present invention are conveniently delivered in the form of an aerosol spray presentation from pressurized packs or a nebulizer, with the use of a suitable propellant. In the case of a pressurized aerosol, the dosage unit can be determined by providing a valve to deliver a metered amount. Capsules and cartridges of, e.g., gelatin, for use in an inhaler or insufflator can be formulated containing a powder mix of the compound and a suitable powder base such as lactose or starch.

[0097] The compounds disclosed herein can be formulated for parenteral administration by injection (e.g., by bolus injection or continuous infusion). Formulations for injection can be presented in unit dosage form (e.g., in ampules or in multidose containers), with an added preservative. The compositions can take such forms as suspensions, solutions, or emulsions in oily or aqueous vehicles, and can contain formulatory agents such as suspending, stabilizing, and/or dispersing agents.

[0098] Pharmaceutical formulations for parenteral administration include aqueous solutions of the compounds in water-soluble form. Additionally, suspensions of the compounds can be prepared as appropriate oily injection suspensions. Suitable lipophilic solvents or vehicles include fatty oils or synthetic fatty acid esters. Aqueous injection suspensions can contain substances which increase the viscosity of the suspension. Optionally, the suspension also can contain suitable stabilizers or agents that increase the solubility of the compounds and allow for the preparation of highly concentrated solutions. Alternatively, a present composition can be in powder form for constitution with a suitable vehicle (e.g., sterile pyrogen-free water) before use.

[0099] Compounds disclosed herein also can be formulated in rectal compositions, such as suppositories or retention enemas (e.g., containing conventional suppository bases). In addition to the formulations described previously, the compounds also can be formulated as a depot preparation. Such long-acting formulations can be administered by implantation (e.g., subcutaneously or intramuscularly) or by intramuscular injection. Thus, for example, the compounds can be formulated with suitable polymeric or hydrophobic materials (for example, as an emulsion in an acceptable oil) or ion exchange resins, or as sparingly soluble derivatives, for example, as a sparingly soluble salt.

[00100] In particular, a compound disclosed herein can be administered orally, buccally, or sublingually in the form of tablets containing excipients, such as starch or lactose, or in capsules or ovules, either alone or in admixture with excipients, or in the form of elixirs or

suspensions containing flavoring or coloring agents. Such liquid preparations can be prepared with pharmaceutically acceptable additives, such as suspending agents. A compound also can be injected parenterally, for example, intravenously, intramuscularly, subcutaneously, or intracoronarily. For parenteral administration, the compound is best used in the form of a sterile aqueous solution which can contain other substances, for example, salts, or sugar alcohols, such as mannitol, or glucose, to make the solution isotonic with blood.

[00101] For veterinary use, a compound disclosed herein is administered as a suitably acceptable formulation in accordance with normal veterinary practice. The veterinarian can readily determine the dosing regimen and route of administration that is most appropriate for a particular animal.

[00102] In some cases, all the necessary components for the treatment of an SPR-related disorder using a compound as disclosed herein either alone or in combination with another agent or intervention traditionally used for the treatment of such disease may be packaged into a kit. Specifically, the present invention provides a kit for use in the therapeutic intervention of the disease comprising a packaged set of medicaments that include the compound disclosed herein as well as buffers and other components for preparing deliverable forms of said medicaments, and/or devices for delivering such medicaments, and/or any agents that are used in combination therapy with the compound disclosed herein, and/or instructions for the treatment of the disease packaged with the medicaments. The instructions may be fixed in any tangible medium, such as printed paper, or a computer readable magnetic or optical medium, or instructions to reference a remote computer data source such as a world wide web page accessible via the internet.

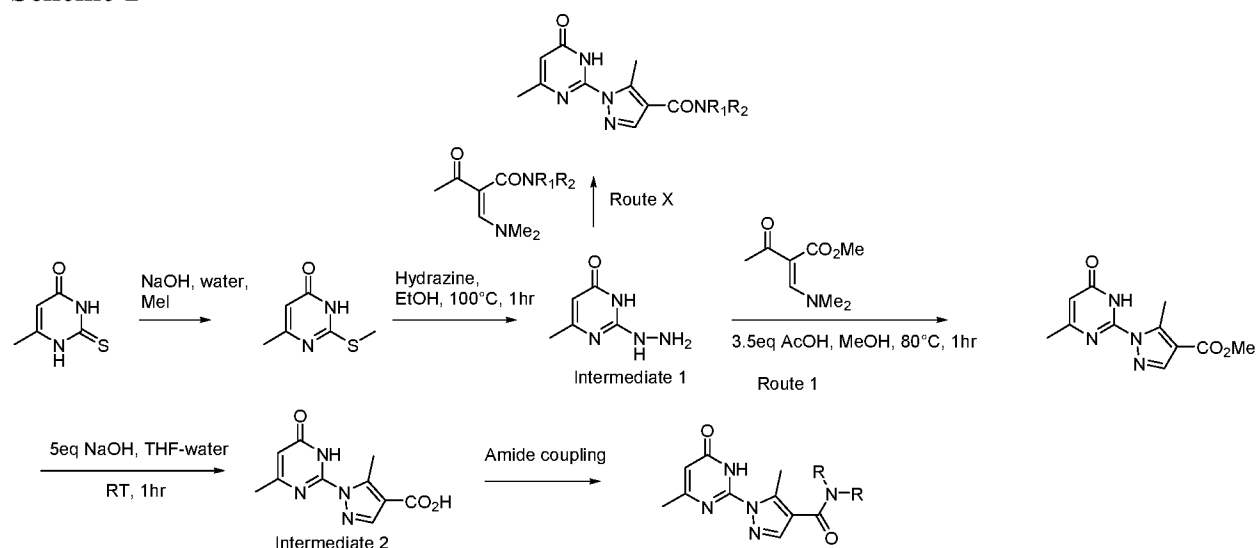
Synthesis of Compounds Disclosed Herein

[00103] The compounds disclosed herein can be prepared following the methods outlined in detail in the Examples, using suitable modifications to the starting reagents. One of skill in the art, in view of the teachings of the Examples and using typical organic chemistry techniques, can synthesize a compound as disclosed herein.

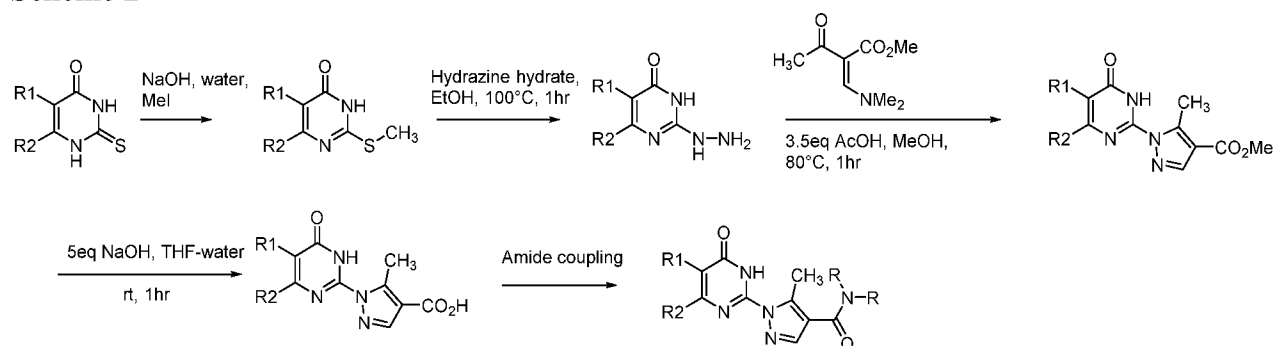
[00104] In some cases, compounds of formula I can be prepared by converting an appropriate thiouracil to a hydrazine intermediate, coupling the hydrazine intermediate with an appropriate enamine reagent to form a compound of formula I or an intermediate having a pyrazolyl moiety, and further reacting the intermediate having a pyrazolyl moiety so as to

couple with an appropriate amine (for example, using reagents such as HATU or HATU/HOAt) to provide a compound of formula I as shown in the Scheme 1 and Scheme 2.

Scheme 1

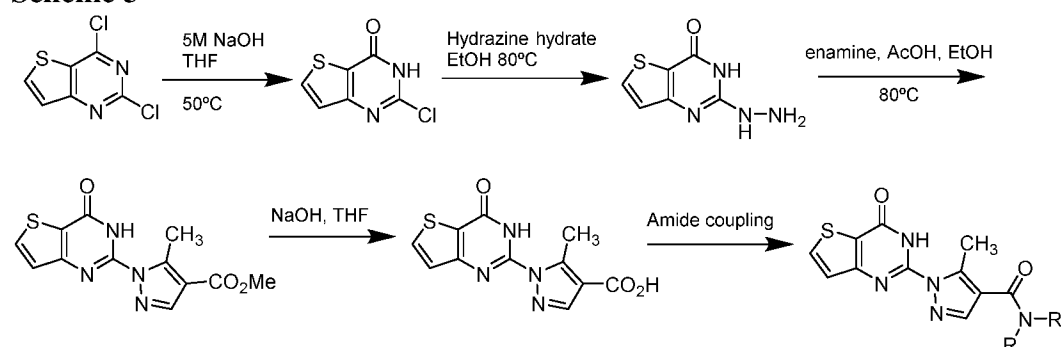


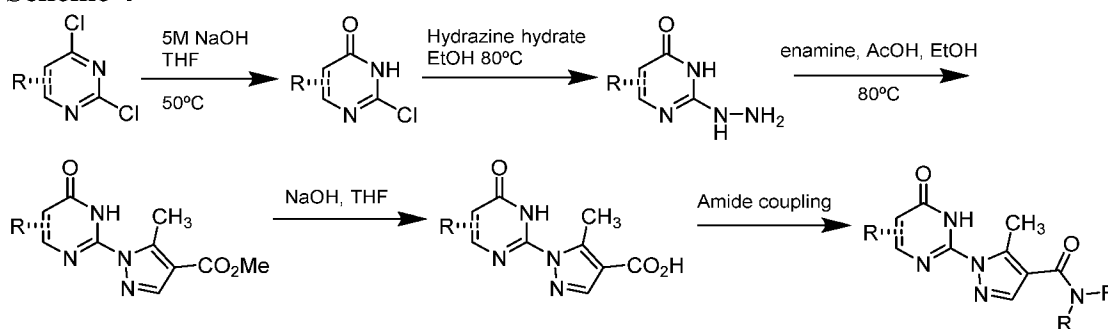
Scheme 2



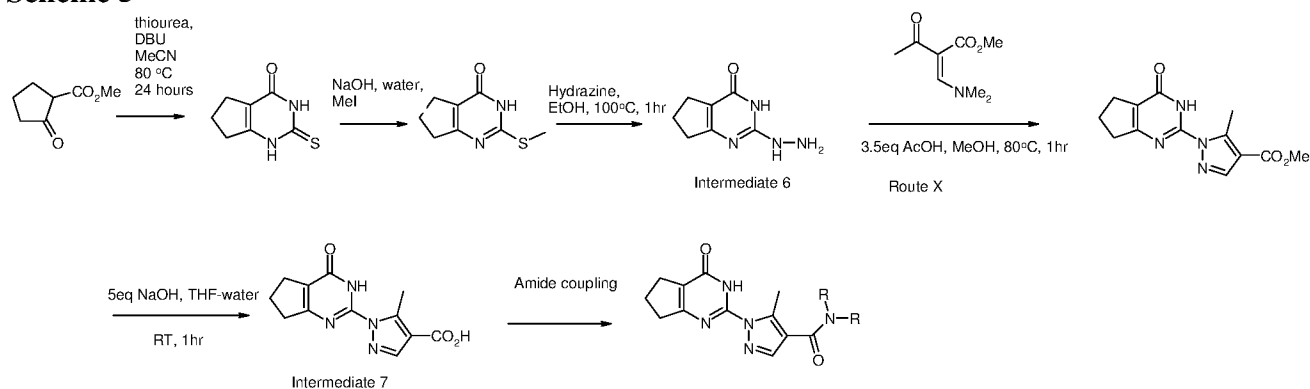
[00105] In some cases, compounds of formula I can be prepared by converting an appropriate dichloropyrimidine to a hydrazine intermediate, coupling the hydrazine intermediate with an appropriate enamine reagent to form an intermediate having a pyrazolyl moiety, and further reacting the intermediate having a pyrazolyl moiety so as to couple with an appropriate amine (for example, using reagents such as HATU or HATU/HOAt) to provide a compound of formula I as shown in Schemes 3 and 4.

Scheme 3



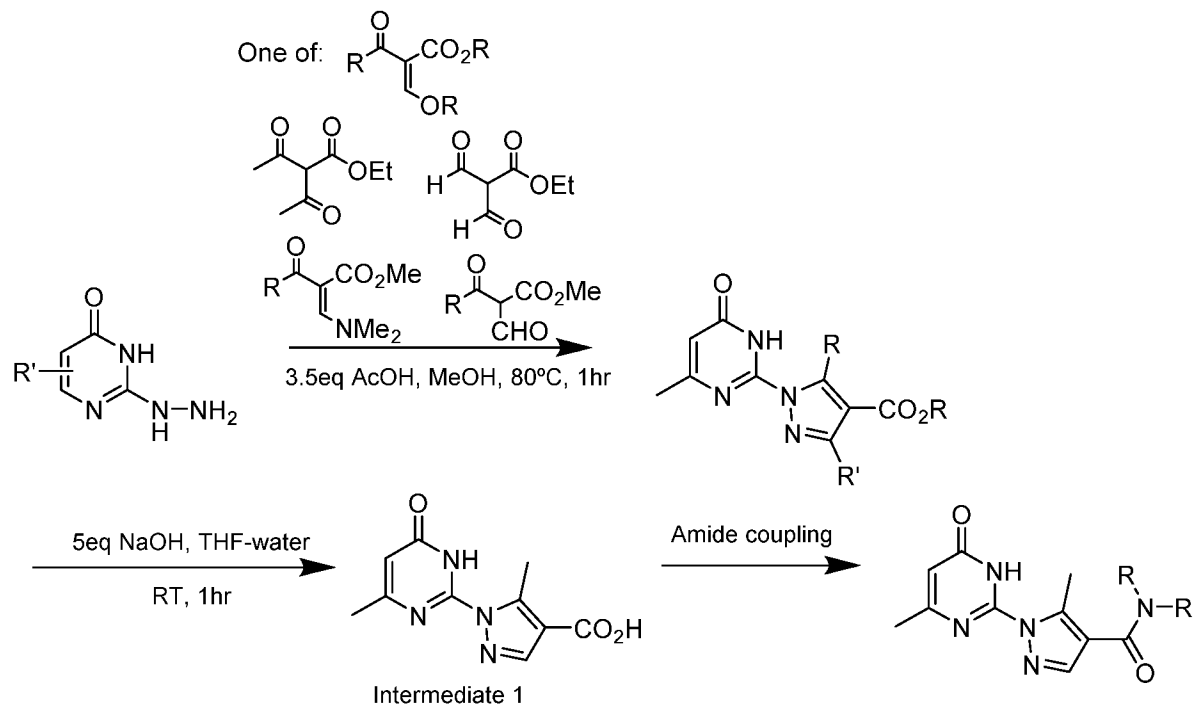
Scheme 4

[00106] In some cases, compounds of formula I can be prepared by converting an appropriate cyclopentanone to a hydrazine intermediate, coupling the hydrazine intermediate with an appropriate enamine reagent to form an intermediate having a pyrazolyl moiety, and further reacting the intermediate having a pyrazolyl moiety so as to couple with an appropriate amine (for example, using reagents such as HATU or HATU/HOAt) to provide a compound of formula I as shown in Scheme 5.

Scheme 5

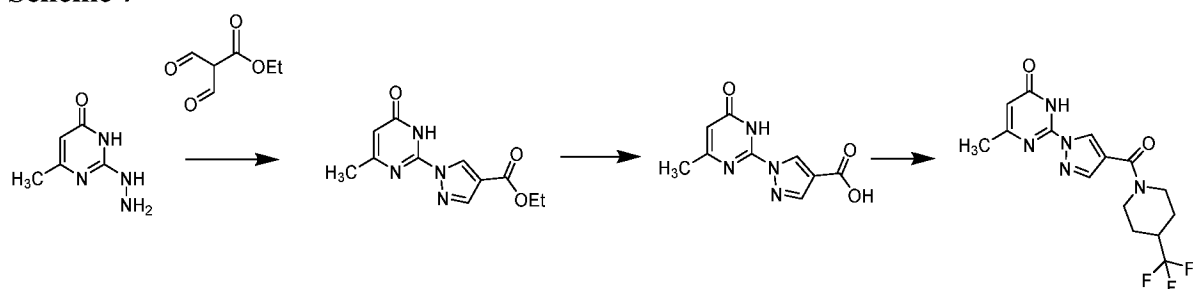
[00107] In some cases, compounds of formula I can be prepared by coupling an appropriate hydrazine intermediate with an appropriate enamine, enol ether, aldehyde, or ketone reagent to form an intermediate having a pyrazolyl moiety, and further reacting the intermediate having a pyrazolyl moiety so as to couple with an appropriate amine (for example, using reagents such as HATU or HATU/HOAt) to provide a compound of formula I as shown in Scheme 6.

Scheme 6



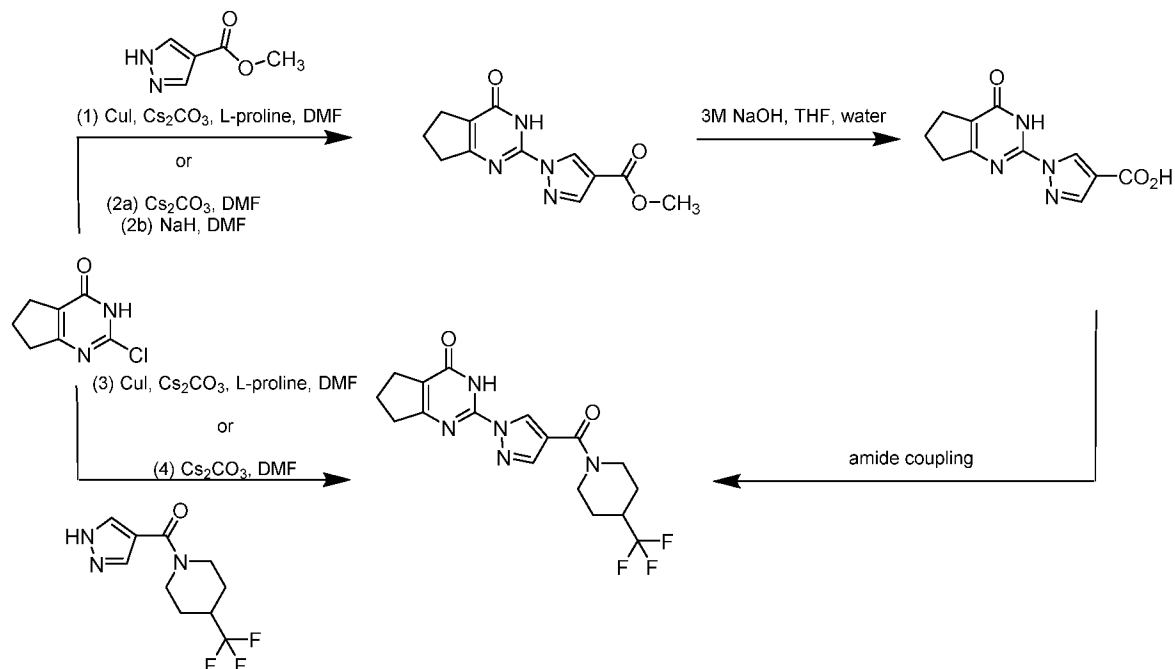
[00108] In some cases, compounds of formula I can be prepared by coupling an appropriate hydrazine intermediate with an appropriate dialdehyde reagent to form an intermediate having a pyrazolyl moiety, and further reacting the intermediate having a pyrazolyl moiety so as to couple with an appropriate amine (for example, using reagents such as HATU or HATU/HOAt) to provide a compound of formula I as shown in Scheme 7.

Scheme 7

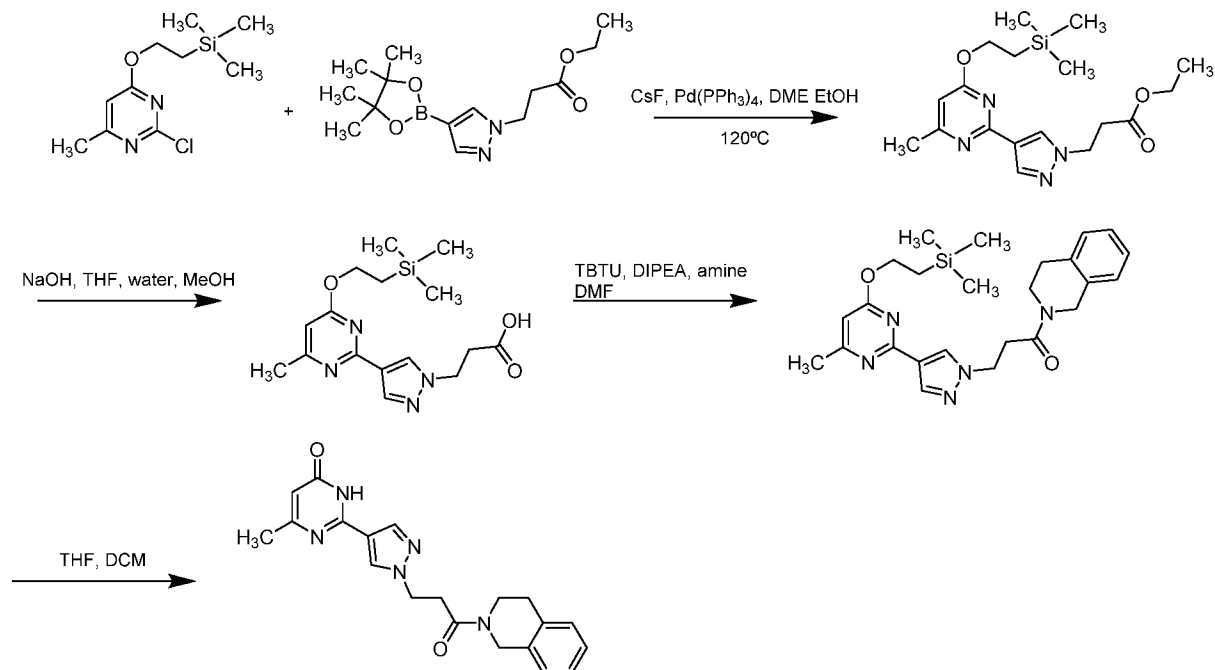


[00109] In some cases, compounds of formula I can be prepared by coupling an appropriate chloropyrimidine or sulfonyl pyrimidine with an appropriate pyrazolyl moiety to form a compound of formula I or an intermediate having a pyrazolyl moiety, and further reacting the intermediate having a pyrazolyl moiety so as to couple with an appropriate amine (for example, using reagents such as HATU or HATU/HOAt) to provide a compound of formula I as shown in Schemes 8, 9, 10 and 11.

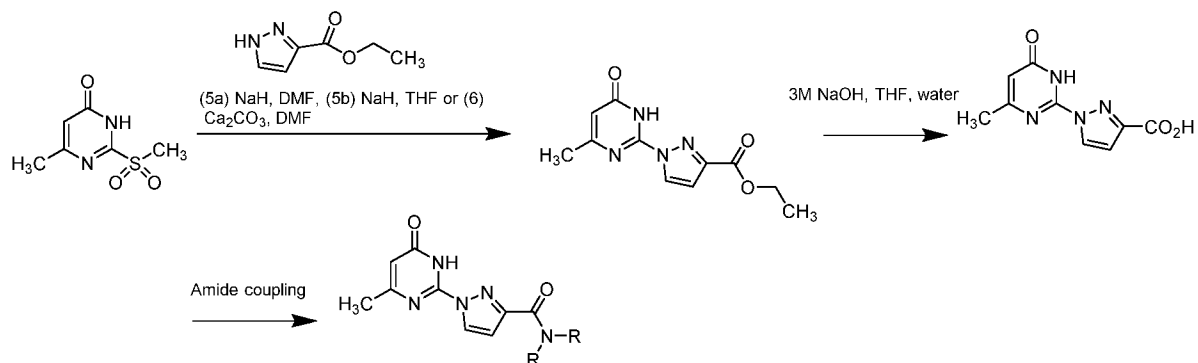
Scheme 8



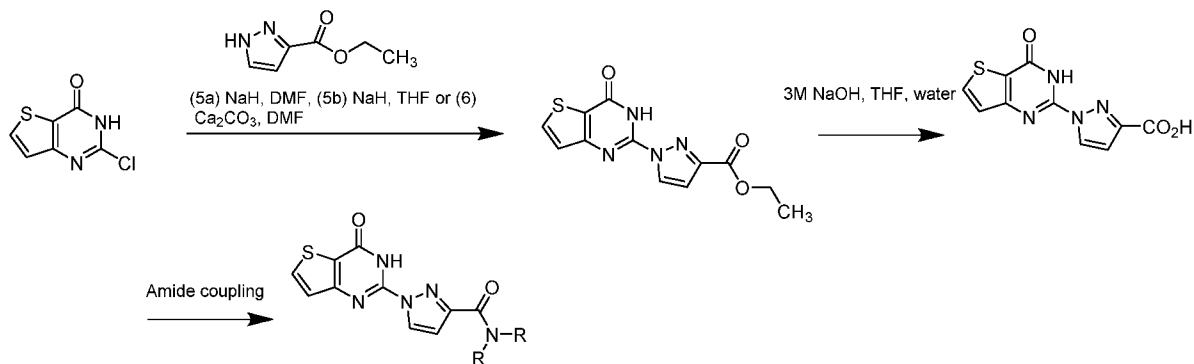
Scheme 9



Scheme 10

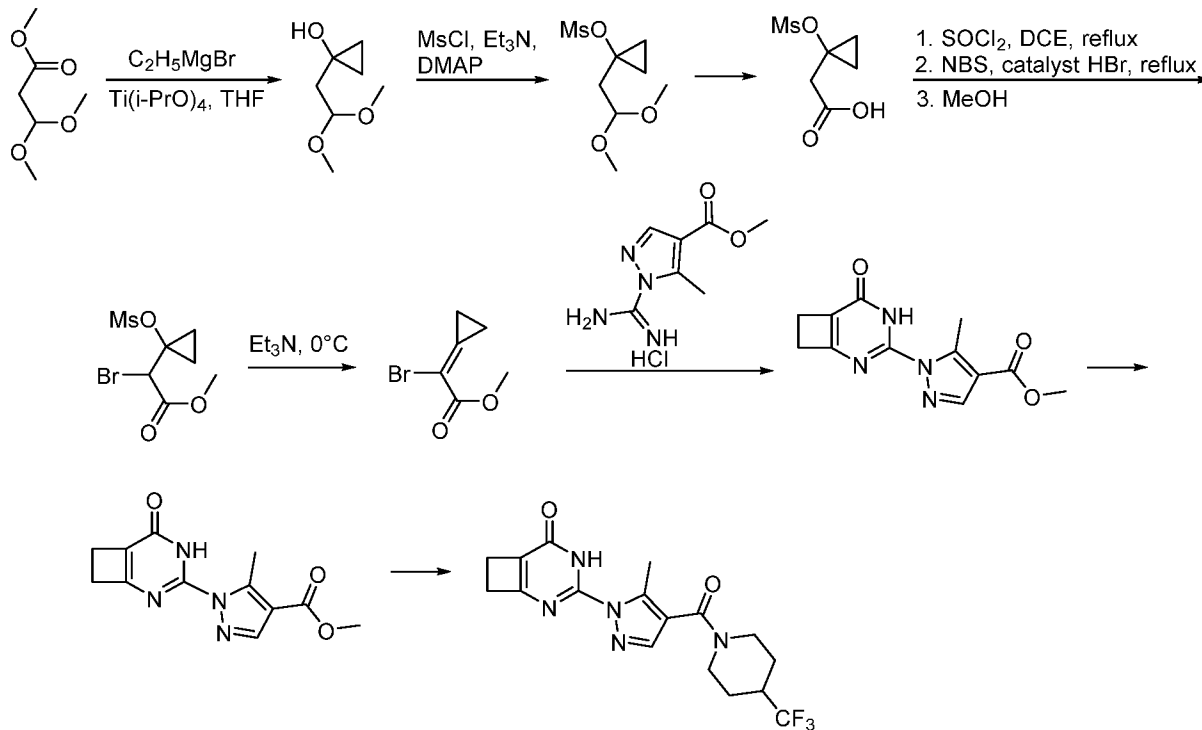


Scheme 11

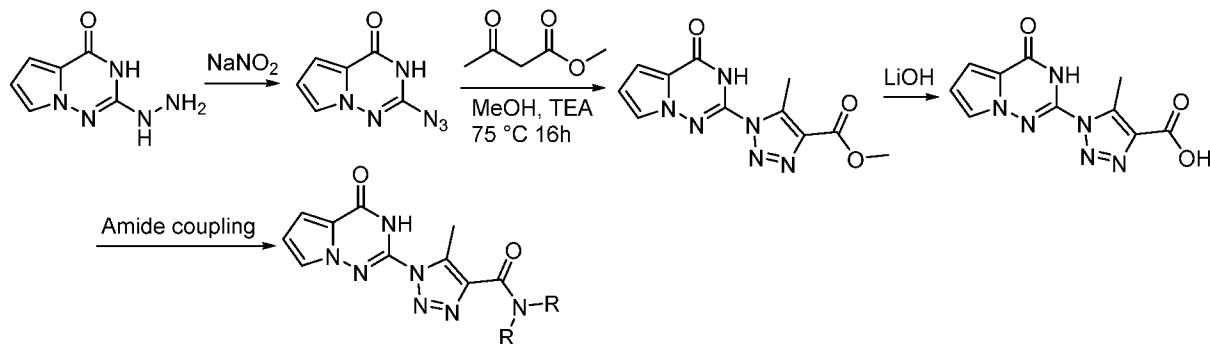


[00110] In some cases, compounds of formula I can be prepared by coupling an appropriate bromo-cyclopropylideneacetate with an appropriate pyrazolyl moiety to form an intermediate having a pyrazolyl moiety, and further reacting the intermediate having a pyrazolyl moiety so as to couple with an appropriate amine (for example, using reagents such as HATU or HATU/HOAt) to provide a compound of formula I as shown in Scheme 12.

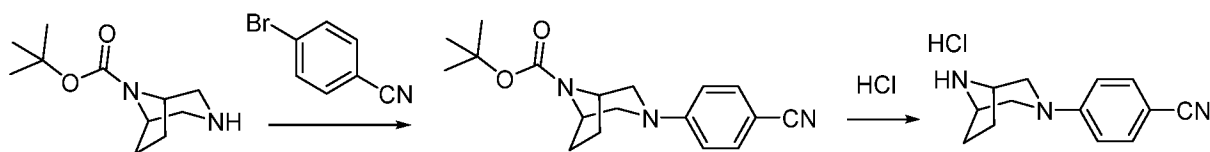
Scheme 12



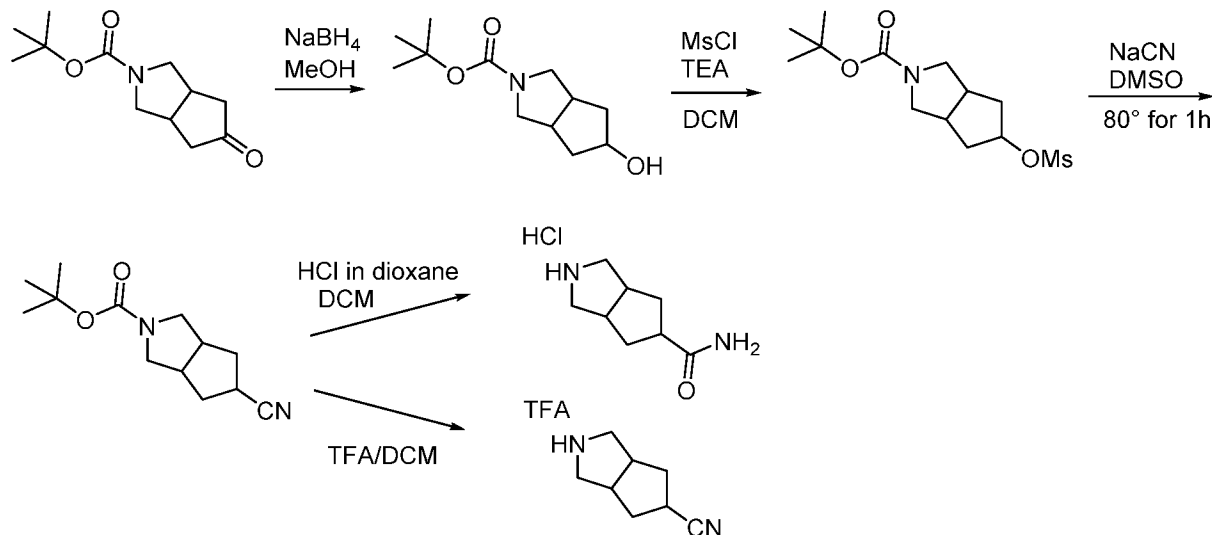
[00111] In some cases, compounds of formula I can be prepared by coupling an appropriate azide with an appropriate β -keto ester to form an intermediate having a triazolyl moiety, and further reacting the intermediate having a triazolyl moiety so as to couple with an appropriate amine (for example, using reagents such as HATU or HATU/HOAt) to provide a compound of formula I as shown in Scheme 13.

Scheme 13

[00112] Amines that are not commercially available can be prepared by standard procedures. In some cases, amines that are not commercially available can be prepared by coupling an appropriate aryl bromide with a mono-protected cyclic diamine, followed by deprotection of the amine protecting group to obtain the amine, for example, as shown in Scheme 14.

Scheme 14

[00113] In some cases, amines that are not commercially available can be prepared by reducing an appropriate protected aminoketone to obtain the corresponding alcohol, protecting the alcohol with an appropriate protecting group, further reacting with an appropriate reagent so as to convert the protected alcohol to a desired functional group (e.g., a cyano group), followed by deprotection of the amine protecting group to obtain the amine, for example, as shown in Scheme 15.

Scheme 15**Assessment of SPR Inhibitory Activity**

[00114] The compounds disclosed herein can be assessed for SPR inhibitory activity. Typically, a compound is assayed by an enzymatic assay (e.g., a TR-FRET assay) and/or a cellular assay (e.g., SKN-N-BE(2) cells or human PBMC (Peripheral Blood Mononuclear Cells)) as described below.

[00115] TR-FRET Assay: A TR-FRET (homogeneous, time-resolved, fluorescence resonance energy transfer) assay was used to assess activity of compounds following standard assay conditions. Terbium labeled SNAP-hSPR and SSZ (sulfasalazine) labeled SNAP-EGFP were used as the protein pair in this assay according to the procedure described in Haruki et al., *Science*, 430:987 (2013). Compounds were screened at different concentrations and IC_{50} values calculated.

[00116] SKN-N-BE(2) Cellular Assay: SK-N-BE (2) cells were seeded in sterile, 96-well plates and incubated for 12-24 hours at 37°C with 5% CO_2 supply. Media was removed and fresh DMEM/F-12 media (containing Glutamine & Pen/Strep but no FBS) was added. Compounds (at different concentrations) were added to different wells. The plates were then incubated for 6-48 hours at 37°C with 5% CO_2 supply. Plates were then centrifuged and the supernatant was removed. The plates were then optionally washed once with PBS. They were then sealed and stored at -80°C or immediately used. The cells were lysed and the level of BH4 was assessed by LC-MS.

[00117] hPBMC Assay: PBMCs were either purchased or isolated from fresh human blood and used either as a fresh preparation or frozen for later use. The assay system was prepared by pre-treating the assay plates overnight with a solution containing anti-human

CD3 antibody. Human PBMCs were suspended in assay medium and plated into the assay plates at a density of $1-4 \times 10^5$ cells per well. The desired concentration of the test compound was added to each well. A solution of human anti-CD28 antibody was also added to each well. Plates were incubated for 12-48 hours at 37° C and 5% CO₂. Assay plates were centrifuged for 5-15 minutes at 1-3000 RMP and supernatants were removed. The cells were lysed, sealed and used directly or frozen at -80° C. LC-MS was used to quantify the amount of inhibition of BH4 production.

Assessment of Pain Behavior

[00118] The compounds disclosed herein can be assessed for effect on pain behavior. Typically, a compound is assayed by a behavioral pharmacology model as described below.

[00119] Behavioral Pharmacology Model: Compounds were administered by oral gavage to rats that had undergone one of two nerve injury surgeries: spared nerve injury to injure two of the three peripheral branches of the sciatic nerve or chronic constriction injury of the sciatic nerve. Paw withdrawal thresholds to mechanical stimulation using calibrated von Frey filaments were used as measurement of neuropathic pain-like behaviors.

EXAMPLES

[00120] In the examples and throughout the specification, the following abbreviations are used.

conc.	concentrated
DCM	dichloromethane
DMF	N,N-dimethylformamide
DMSO	dimethylsulfoxide
Et ₂ O	diethyl ether
EtOAc or EA	ethyl acetate
MeOH	methanol
EtOH	ethanol
THF	tetrahydrofuran
DIPEA	N,N-diisopropylethylamine
DAST	diethylaminosulfur trifluoride
LDA	lithium diisopropylamide
mCPBA	3-chloroperoxybenzoic acid
Pd(OAc) ₂	palladium(II) acetate
TEA	triethylamine
DIAD	diisopropyl azodicarboxylate
NaHCO ₃	Sodium bicarbonate
Na ₂ CO ₃	Sodium Carbonate
MgSO ₄	Magnesium sulphate
Na ₂ SO ₄	Sodium Sulphate
SiO ₂	silica

h	hour
r.t.	room temperature
RT	retention time
br	broad
M	mass
HPLC	High Performance Liquid Chromatography
LC-MS	Liquid Chromatography Mass Spectrometry
ES+	Electrospray Positive Ionisation
ES-	Electrospray Negative Ionisation
brine	aqueous sodium chloride solution
EDC	1-(3-dimethylaminopropyl)-3-ethylcarbodiimide hydrochloride
HATU	O-(7-azabenzotriazol-1-yl)-N,N,N',N'-tetramethyluronium hexafluorophosphate
Pd(PPh ₃) ₄	tetrakis(triphenylphosphine)palladium(0)
HOAt	1-Hydroxy-7-azabenzotriazole
PE	Petroleum ether
SGC	Silica gel chromatography
TLC	Thin layer chromatography
GC-MS	Gas chromatography mass spectrometry
PdCl ₂ (dppf)	[1,1'-bis(diphenylphosphino)ferrocene]dichloropalladium(II)
T3P	Propylphosphonic anhydride
COMU	(1-Cyano-2-ethoxy-2-oxoethylideneaminoxy)dimethylaminomorpholino-carbenium hexafluorophosphate
SCX	propylsulfonic acid bonded sorbent purification cartridge

General Procedures

[00121] The following analytical LC-MS methods were used.

<p>Method A: (2 min IPC) MET/CR/1673 Column: Supelco Ascentis Express C18, 30 mm x 2.1 mm, 2.7 μm Flow rate: 1.0 ml/min Mobile Phase: A, Formic acid (aqueous) 0.1% and B, Formic acid (MeCN) 0.1% Injection Vol: 3 μl Temp.: 40 °C Detection: 215 nm (nominal) Gradient Time (minutes) - % B 0.00 - 5 1.50 - 100 1.60 - 100 1.61 - 5</p>
<p>Method B: (1.7 min IPC) MET/CR/1410</p>

Column: Kinetex Core-Shell C18, 50 mm x 2.1 mm, 5.0 μ m
 Flow rate: 1.2 ml/min
 Mobile Phase: A, Formic acid (aqueous) 0.1% and B, Formic acid (MeCN) 0.1%
 Injection Vol: 3 μ l
 Temp.: 40 °C
 Detection: 215 nm (nominal)
 Gradient Time (minutes) - % B
 0.00 - 5
 1.20 - 100
 1.30 - 100
 1.31 - 5

Method C: (7 min IPC)

MET/u-HPLC (low pH 7 min method)
 Column: Phenomenex Kinetex-XB C18, 2.1 mm x 100 mm, 1.7 μ m
 Flow rate: 0.6 ml/min
 Mobile Phase: A, Formic acid (aqueous) 0.1% and B, Formic acid (MeCN) 0.1%
 Injection Vol: 3 μ l
 Temp.: 40 °C
 Detection: 215 nm (nominal)
 Gradient Time (minutes) - % B
 0.00 - 5
 5.30 - 100
 5.80 - 100
 5.82 - 5

[00122] The following preparative HPLC and SFC methods were used.

Method D:

SFC: 10% Methanol: 90% CO₂ on a 25cm OJ-H Column, at 15ml/min.

Method E:

Generic high pH prep method (Gilson 3 and Gilson 5)
 Column: Waters Xbridge C18 (30 x 100mm, 10 μ m)
 Flow rate: 40 ml/min
 Mobile Phase: A, Water + 0.2% Ammonium hydroxide, B, Acetonitrile + 0.2% Ammonium hydroxide
 Injection Vol.: 1500 μ l
 Temperature: r.t.
 Detection: 215 nm
 Gradient Time (minutes) - % B
 0.0 - 5
 2.5 - 5
 16.05 - 95
 18.2 - 95
 19.1 - 5
 20 - 5

Method F:

Generic neutral pH prep method (Waters 1)
 Column: Waters Sunfire C18 (30 x 100mm, 10 μ m), Part no.186003971
 Flow rate: 40ml/min

<p>Mobile Phase: A, Water, B, Acetonitrile Injection Vol: 1500 μl Temperature: r.t. Detection: 215 nm Gradient Time (minutes) - % B 0 – 10 2 – 10 2.5 – 15 14.5 – 100 15.5 – 100 16 – 10 17 - 10</p>
<p>Method G: Generic low pH prep method (Waters 2) Column: Waters Sunfire C18 (30 x 100mm, 10μm), Part no.186003971 Flow rate: 40 ml/min Mobile Phase: A, Water + 0.1% Formic acid, B, Acetonitrile + 0.1% Formic acid Injection Vol.: 1500 μl Temperature: r.t. Detection: 215 nm Gradient Time (minutes) - % B 0 – 5 2 – 5 2.5 – 10 14.5 – 10 15.5 – 100 16 – 5</p>

[00123] The following preparative chiral separation and analysis methods were used.

<p>Method H: Separation Column: SFC ChiralPak AS (250mm x 20mm, 5μm) Flow rate: 50 mL/min Eluent: MeOH/CO₂ 50% (TFA was added as a modifier) Injection Vol: 0.7 mL (7 mg) Detection: 218 nm</p>
<p>Method I: Analysis Column: SFC ChiralPak AS (250mm x 4.6mm, 5μm) Flow rate: 4 mL/min Eluent: MeOH/CO₂ 45% (TFA was added as a modifier)</p>
<p>Method J: Separation Column: HPLC Lux C1 (20mm x 250mm, 5μm) Flow rate: 21 mL/min Eluent: HEPT/EtOH (50:50) (TFA was added as a modifier) Injection Vol: 0.5 mL (10 mg) Detection: 210nm</p>
<p>Method K:</p>

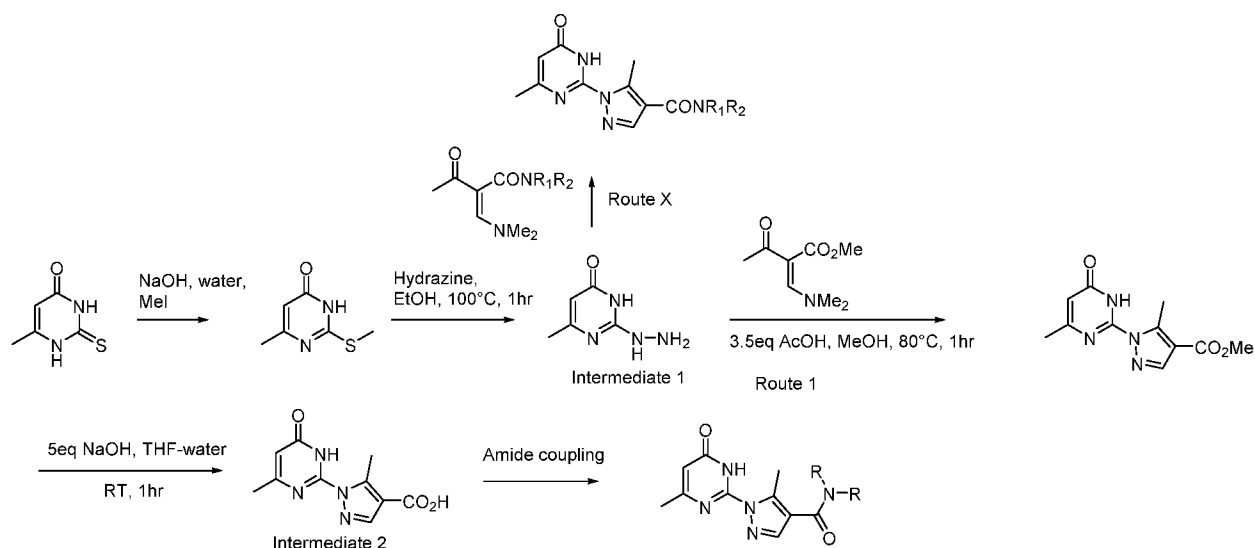
<p>Analysis Column: HPLC Lux C1 (4.6mm x 250mm, 5um) Eluent: HEPT/EtOH (40:60) (TFA was added as a modifier) Flow rate: 4 mL/min.</p>
<p>Method L: Separation Column: ChiralPak AD (20mm x 250mm, 20um) Eluent: EtOH (TFA was added as a modifier) Flow rate was 21 mL/min</p>
<p>Method M: Analysis Column: HPLC using a YMC AMY-C (4.6mm x 250mm, 5um) Eluent EtOH (TFA was added as a modifier) Flow rate: 1 mL/min</p>
<p>Method N: Separation Column: HPLC Chiralcel OD-H 25cm Eluent: ethanol + 0.1% formic acid Flow rate: 5ml/min</p>
<p>Method O: Separation Column: Lux A2 (20mm x 250mm, 5um) Eluent: EtOH (TFA was added as a modifier) Flow rate: 21 mL/min Detection: 210 nm</p>

[00124] The following LC-MS methods were used.

<p>Method A': Column: SunFire C18 (4.6x 50 mm, 3.5 um) Mobile phase: H₂O (0.05%TFA) (A) / ACN (0.05%TFA) (B) Elution program: Gradient from 5 to 100% of B in 1.3 min at 2mL/min Temperature: 50 °C Detection: UV (214, 254 nm) and MS (ESI, Pos mode, 110 to 1000 amu)</p>
<p>Method B': Column: Chromolith Fast Gradien RP-18e, 50-3mm Mobile Phase: A: Water (0.01%TFA) B: ACN (0.01%TFA) Gradient: 5%B increase to 100%B within 0.8min, 100%B for 1.1min. Flow Rate: 1.5mL/min Column Temperature: 40 °C Mass Range: 103-1100</p>
<p>Method C': Column: Sunfire C18 4.6X50mm, 3.5um Mobile phase: H₂O (0.01%TFA) (A) / ACN (0.01% TFA) (B) Elution program: Gradient from 5 to 95% of B in 1.4min at 2.0ml/min Temperature: 45 °C Detection: UV (214, 254 nm) and MS (ESI, POS mode, 113 to 1200 amu)</p>
<p>Method D': Column: Sunfire C18 2.5um³*30mm Mobile Phase: A: water (0.01%TFA) B: ACN (0.01%TFA) Gradient: 5%-95% B in 1.5min</p>

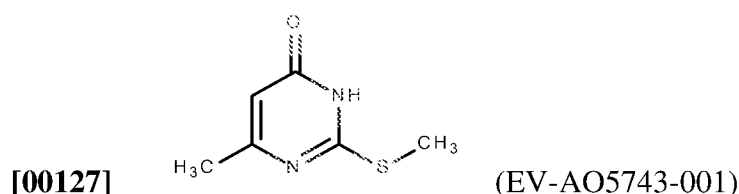
<p>Flow Rate: 1.5mL/min Mass Range: 110-1000 UV: 214nm; 254nm Oven Temperature: 50 °C</p>
<p>Method E’: Column: SunFire C18, 4.6*50mm, 3.5um Mobile Phase: A: Water (0.01%TFA) B: ACN (0.01%TFA) Gradient: 5%B increase to 95%B within 1.2min, 95%B for 1.3min, back to 5%B within 0.01min. Flow Rate: 2.0 mL/min Column Temperature: 50 °C</p>
<p>Method F’: Column: Xbridge C18 (4.6x 50 mm, 3.5um) Mobile phase: H₂O (10 mmol NH₄HCO₃) (A) / ACN(B) Elution program: Gradient from 5 to 95% of B in 1.3min at 1.8ml/min Temperature: 50 °C Detection: UV (214, 254 nm) and MS (ESI, POS mode, 110 to 1000 amu)</p>
<p>Method G’: Column: Xbridge, 3.5um, 50*4.6mm Mobile Phase: A: 10m mol/L NH₄HCO₃ in water B: ACN Gradient: 5%B increase to 95%B within 1.5min, 95%B for 1.0min, back to 5%B within 0.01min. Flow Rate: 2 mL/min Oven Temperature: 50 °C</p>
<p>Method H’: Column: Xbridge C18 4.6*50mm 3.5um Mobile Phase: A: 10mM NH₄HCO₃ in water B: ACN Gradient: 5%B increase to 95%B within 1.2min, 95%B for 1.3min, back to 5%B within 0.01min. Flow Rate: 2.0 mL/min Oven Temperature: 50 °C</p>
<p>Method I’: Column: Gemini-NX 3u C18 (4.6x 50 mm, 3um) Mobile phase: H₂O (10 mmol NH₄HCO₃) (A) / ACN (B) Elution program: Gradient from 10 to 95% of B in 1.5min at 1.8mL/min Temperature: 50 °C Detection: UV (214, 254 nm) and MS (ESI, Pos mode, 70 to 900 amu)</p>
<p>Method J’: Column: Xbridge C18(2) (4.6x 50 mm, 3.5um) Mobile phase: H₂O (10 mmol NH₄HCO₃) (A) / ACN (B) Elution program: Gradient from 10 to 95% of B in 1.5min at 1.8mL/min Temperature: 50 °C Detection: UV (214, 254 nm) and MS (ESI, Pos mode, 110 to 1100 amu)</p>
<p>Method K’: Column: YMC C18 Plus, 4.6*50mm, 3um, 12nm Mobile Phase: A: water (10mM Ammonium hydrogen carbonate) B: ACN Gradient: 5%-95% B in 1.6min Flow Rate: 1.6mL/min Oven Temperature: 50 °C MS Range: 110-1100</p>

Preparative Example 1 – Method 1: Formation of intermediates from corresponding thiouracils



[00125] Intermediate 1: Preparation of 2-hydrazinyl-6-methyl-3,4-dihydropyrimidin-4-one

[00126] Step 1: Synthesis of 6-methyl-2-(methylsulfanyl)-3,4-dihydropyrimidin-4-one

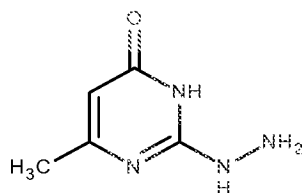


[00128] To water (500 mL) was added NaOH (97%, 15.7 g, 381 mmol) and the suspension stirred at r.t. for 10 mins. 6-methyl-2-sulfanylidene-1,2,3,4-tetrahydropyrimidin-4-one (98%, 53.5 g, 369mmol) was added and the mixture stirred until fully dissolved for 10 mins.

Iodomethane (28.99 mL, 461 mmol) was added dropwise and the mixture stirred at r.t. for 4 h. The colorless solid was filtered, washed with ice cold water (2 × 100 mL) and dried under vacuum at 60 °C to afford the title compound (57 g, 98%) as a colorless solid.

[00129] Method A: LC-MS $m/z = 156.9 [M + H]^+$; RT = 0.61 min.

[00130] Step 2: Synthesis of 2-hydrazinyl-6-methyl-3,4-dihydropyrimidin-4-one (Intermediate 1)



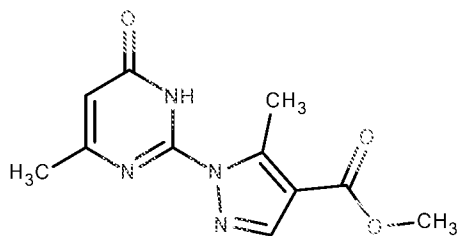
[00131] (EV-AN7477-001) (Intermediate 1)

[00132] To a stirred solution of 6-methyl-2-(methylsulfanyl)-3,4-dihydropyrimidin-4-one (11.9 g, 76.18 mmol) in EtOH (30 mL) was added hydrazine hydrate (15.75 mL, 0.32 mol) and stirred at 80 °C for 5.5 h. The reaction mixture was allowed to cool to r.t. and the resulting precipitate was collected and dried by vacuum filtration, washing with water (3 mL) to afford the title compound (9.20 g, 85%) as an off white powder.

[00133] Method A: LC-MS $m/z = 140.90$ [M + H]⁺; RT = 0.18 min.

[00134] Intermediate 2: Preparation of 5-methyl-1-(4-methyl-6-oxo-1,6-dihydropyrimidin-2-yl)-1H-pyrazole-4-carboxylic acid

[00135] Step 1: Synthesis of methyl-5-methyl-1-(4-methyl-6-oxo-1,6-dihydropyrimidin-2-yl)-1H-pyrazole-4-carboxylate

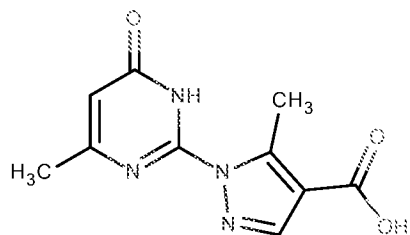


[00136] Q-310 (EV-AO7527-001)

[00137] To a stirred suspension of hydrazinyl-6-methyl-3,4-dihydropyrimidin-4-one (Intermediate 1, 6.82 g, 48.66 mmol) in EtOH (70 mL) was added methyl (2Z)-2-[(dimethylamino)methylidene]-3-oxobutanoate (8.33 g, 48.66 mmol) (Intermediate 3) followed by addition of AcOH (9.75 mL) and stirred at 80 °C for 1 h. The reaction mixture was cooled to r.t., at which point the product precipitated out of solution, and was filtered under vacuum, washing sparingly with EtOH, to afford the title compound (6.02 g, 50%) as a fluffy pale peach powder.

[00138] Method A: LC-MS $m/z = 248.95$ [M + H]⁺; RT = 1.01 min.

[00139] Step 2: Synthesis of 5-methyl-1-(4-methyl-6-oxo-1,6-dihydropyrimidin-2-yl)-1H-pyrazole-4-carboxylic acid (Intermediate 2)

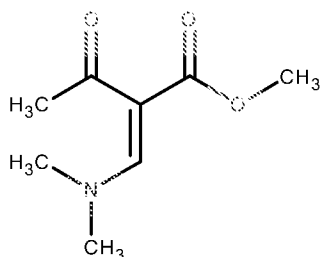


[00140] (EV-AO7528-001) (Intermediate 2)

[00141] To a stirred suspension of methyl-5-methyl-1-(4-methyl-6-oxo-1,6-dihydropyrimidin-2-yl)-1H-pyrazole-4-carboxylate (6.02 g, 24.25 mmol) in THF (40 mL) was added 3M aq NaOH solution (40.42 mL), followed by water (20 mL) to aid dissolution and stirred at r.t. for 1 h. The reaction mixture was concentrated *in vacuo* to remove the THF and then acidified to pH 6 using 1M aq HCl solution. The resultant white solid was filtered under vacuum, washing with Et₂O, and dried to afford the title compound (5.45 g, 96%) as an off white powder.

[00142] Method A: LC-MS $m/z = 234.9 [M + H]^+$; RT = 0.84 min.

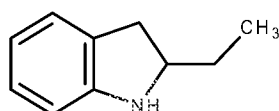
[00143] Intermediate 3: Preparation of methyl-2-[(dimethylamino)methylidene]-3-oxobutanoate



[00144] (EV-AL6988-001) (Intermediate 3)

[00145] Methyl 3-oxobutanoate (40 g, 0.34 mol) and 1,1-dimethoxy-N,N-dimethylmethanamine (54.92 mL, 0.41 mol) were combined and stirred at 80 °C for 2 hours. The reaction mixture was concentrated *in vacuo* and the resulting oil was dried for 24 hours under vacuum to afford 56.53 g (86.3%) of the title compound as a dark red solid: ¹H NMR (500 MHz, DMSO-*d*₆) δ 7.62 (s, 1H), 3.63 (s, 3H), 3.24 – 2.96 (m, 3H), 2.90 – 2.58 (m, 3H), 2.13 (s, 3H).

[00146] Intermediate 4: Preparation of 2-ethyl-2,3-dihydro-1H-indole



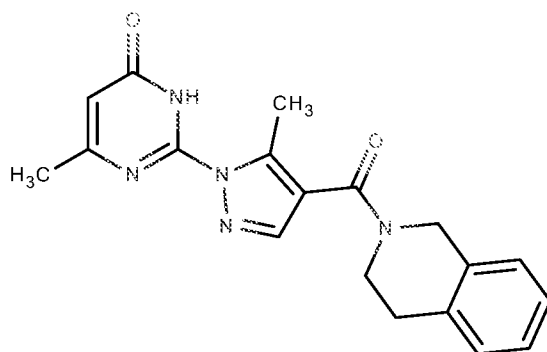
[00147] (EV-AB8093-001) (Intermediate 4)

[00148] The intermediate was formed using the procedure from US Patent Publication 2011/0021500.

[00149] A solution of 2-ethyl-1H-indole (1 g, 6.89 mmol) in acetic acid (15 ml) at r.t. was treated portion wise with sodium cyanoborohydride (2.03 g, 32.37 mmol); addition caused effervescence and a slight exotherm. The resultant suspension was stirred at r.t. for 20 h. The reaction mixture was concentrated *in vacuo* and the residue treated with 4M aq HCl solution (30mL) with scrubbing. The mixture was stirred at r.t. for 1 h, then cooled to 0 °C and treated with 4M aq NaOH solution (40 mL). Once the addition was complete the mixture was extracted with EtOAc (×2). The extracts were washed with brine, dried over MgSO₄ and concentrated *in vacuo* to afford the title compound (1.1g, 97%) as a pale yellow mobile oil.

[00150] Method A: LC-MS $m/z = 147.9 [M + H]^+$; RT = 0.96 min.

Example 1 – Synthesis of 6-methyl-2-[5-methyl-4-(1,2,3,4-tetrahydroisoquinoline-2-carbonyl)-1H-pyrazol-1-yl]-3,4-dihydropyrimidin-4-one



[00151]

Q-279 (EV-AO7529-002).

[00152] To a stirred solution of 5-methyl-1-(4-methyl-6-oxo-1,6-dihydropyrimidin-2-yl)-1H-pyrazole-4-carboxylic acid (Intermediate 2, 6.60 g, 28.18 mmol) in DMF (80 mL) was added COMU (13.28 g, 31.00 mmol), DIPEA (12.06 mL, 70.45 mmol) and 1,2,3,4-tetrahydroisoquinoline (3.93 mL, 31.00 mmol) and stirred at r.t. for 1 h. The reaction mixture was quenched by addition of saturated NaHCO₃ solution (20 mL) and water (20 mL) and extracted with DCM (4 × 100 mL). The combined organic extracts were dried over sodium sulphate, concentrated *in vacuo* and triturated using MeCN to afford the title compound (4.71 g, 48%) as an off white powder.

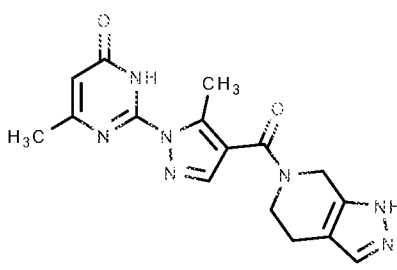
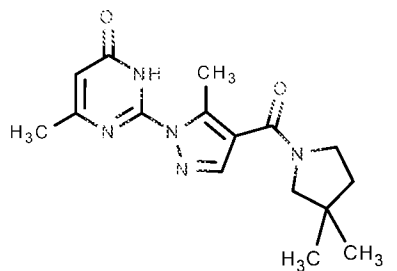
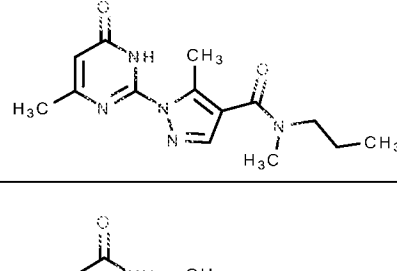
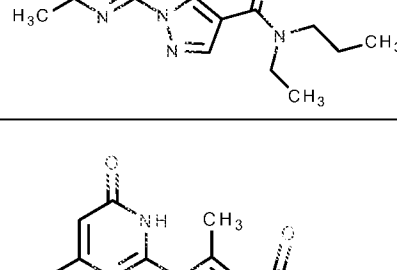
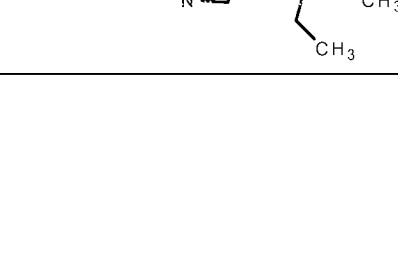
[00153] Method C: LC-MS $m/z = 350.1 [M + H]^+$; RT = 2.54 min.

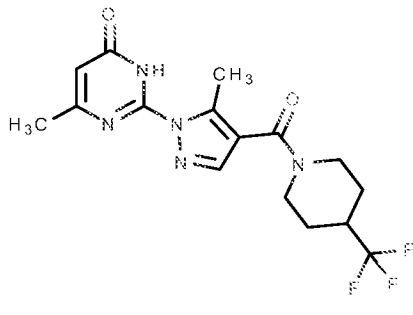
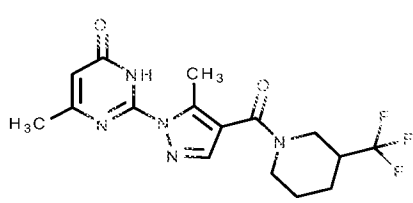
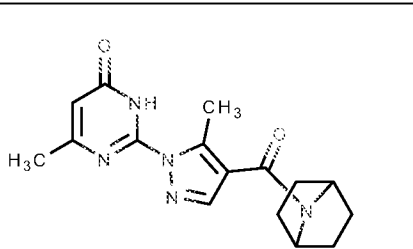
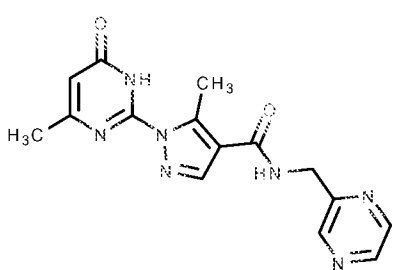
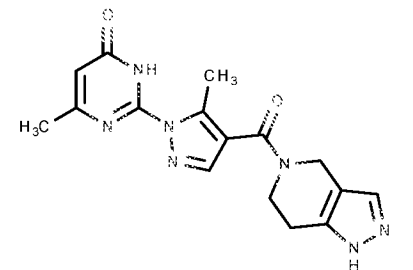
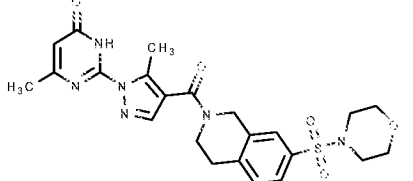
Examples 2-39 – Synthesis of dihydropyrimidinones

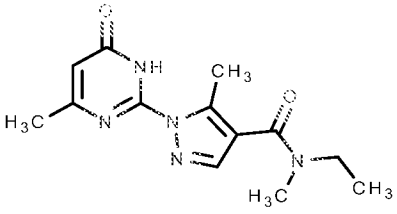
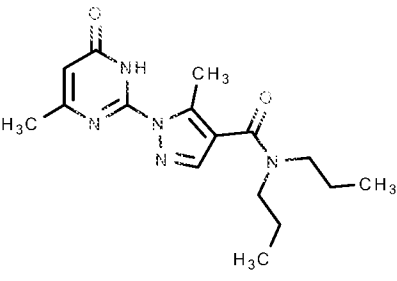
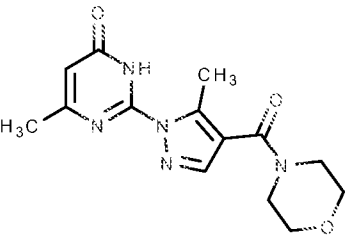
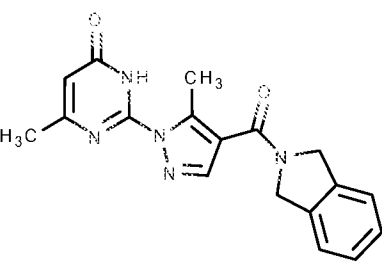
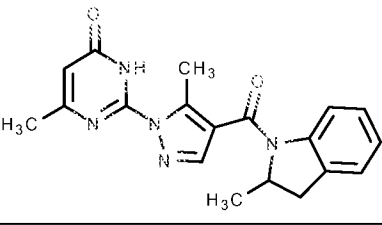
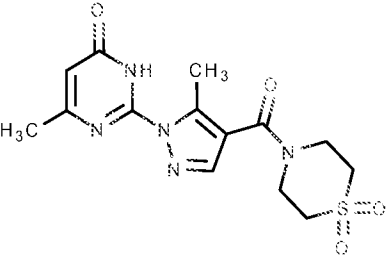
[00154] Examples 2-39 were prepared according to the procedure described in Example 1 by reacting Intermediate 2 (5-methyl-1-(4-methyl-6-oxo-1,6-dihydropyrimidin-2-yl)-1H-

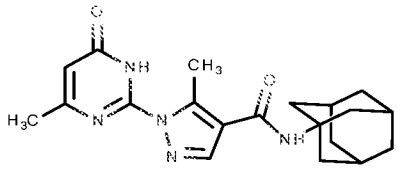
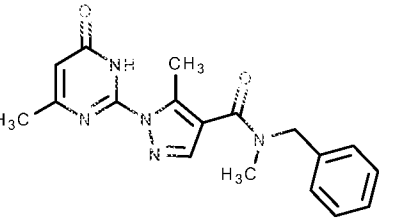
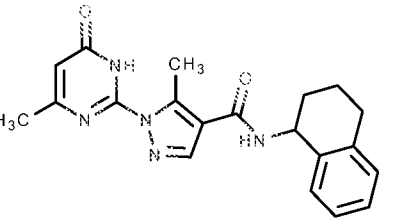
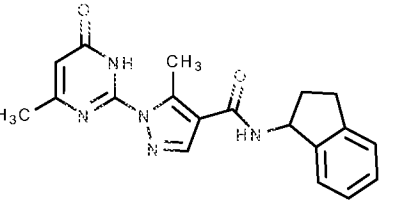
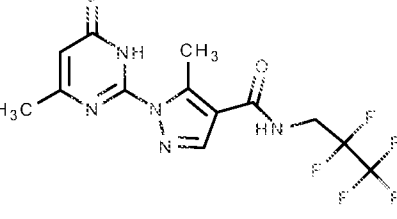
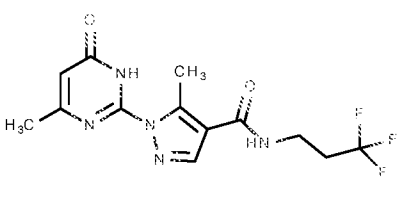
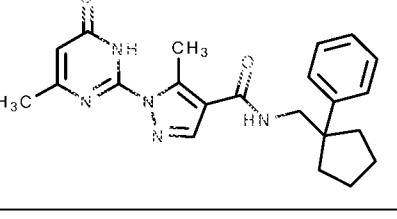
pyrazole-4-carboxylic acid) with the appropriate amine and the coupling agent specified in Table 1. All amines used in Table 1 were commercially available except for example 38 which was synthesized using Intermediate 4 (2-ethyl-2,3-dihydro-1H-indole).

Table 1

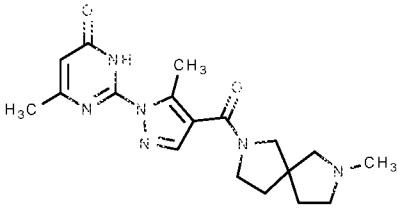
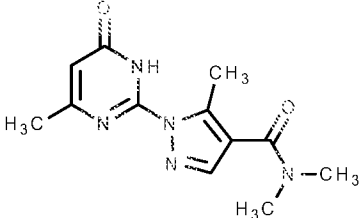
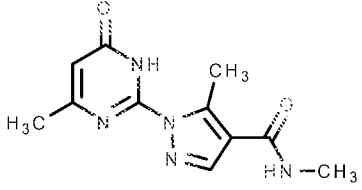
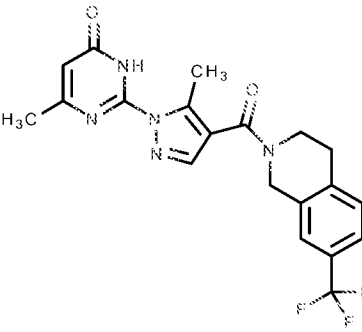
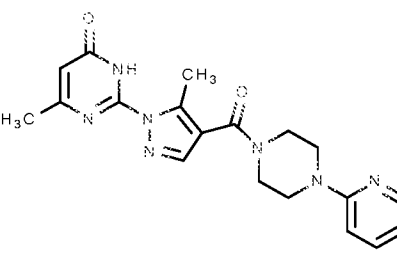
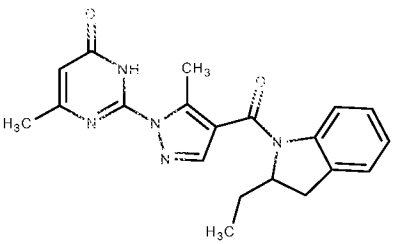
Example No.	Ref. No.	LBN	Structure	LC-MS (RT) Method C	MS (M+H) ⁺ Method C	Coupling Agent
2	Q-328	EV-AP230 1-002		1.54	340.1	COMU
3	Q-341	EV-AP230 5-001		2.27	316.2	TBTU
4	Q-346	EV-AP230 9-001		1.97	290.2	TBTU
5	Q-347	EV-AP231 0-001		2.25	304.2	TBTU
6	Q-348	EV-AP231 1-001		1.94	290.2	TBTU

7	Q-359	EV- AP232 5-001		2.65	370.2	COMU
8	Q-368	EV- AP232 8-001		2.50	370.2	COMU
9	Q-329	EV- AP230 0-002		2.12	314.1	COMU
10	Q-344	EV- AN749 4-001		1.45	326.1	COMU
11	Q-345	EV- AN749 6-002		1.44	340.1	COMU
12	Q-327	EV- AP250 2-001		2.34	499.2	TBTU

13	Q-350	EV- AP250 3-001		1.70	276.2	COMU
14	Q-351	EV- AP250 4-001		2.56	318.2	COMU
15	Q-352	EV- AP250 8-001		1.47	304.2	COMU
16	Q-302	EV- AO750 3-002		2.39	336.1	HATU
17	Q-303	EV- AO750 4-002		2.88	350.2	HATU
18	Q-304	EV- AO750 6-002		1.48	352.1	HATU

19	Q-305	EV- AO750 8-002		3.32	368.2	HATU
20	Q-318	EV- AO751 3-002		2.44	338.1	COMU
21	Q-362	EV- AO756 5-002		2.94	364.2	COMU
22	Q-363	EV- AO756 6-002		2.66	350.2	COMU
23	Q-364	EV- AO756 7-002		2.47	366.1	COMU
24	Q-367	EV- AO757 0-002		2.09	330.1	COMU
25	Q-385	EV- AO757 2-002		3.26	392.2	COMU

26	Q-373	EV-AO757 3-002		2.96	378.2	COMU
27	Q-374	EV-AO757 4-002		2.774	364.2	COMU
28	Q-286	EV-AN009 1-004		2.34	375.1	TBTU
29	Q-287	EV-AN009 3-003		1.77	358.2	TBTU
30	Q-300	EV-AN009 4-002		1.36	351.1	TBTU
31	Q-307	EV-AN009 9-002		2.68	380.2	COMU
32	Q-313	EV-AO880 2-002		2.75	364.2	COMU

33	Q-322	EV- AO880 3-002		0.87	357.2	COMU
34	Q-317	EV- AO573 6-002		1.45	262.1	COMU
35	Q-316	EV- AO573 5-002		1.31	248.1	COMU
36	Q-298	EV- AO571 5-002		3.03	418.2	HATU (Et ₃ N)
37	Q-299	EV- AO571 6-002		1.11	380.2	HATU (Et ₃ N)
38	Q-420	EV- AB809 7-002		3.07	364.3	COMU

39	Q-347	EV-AP231 0-001		2.25	304.2	TBTU
----	-------	-------------------	--	------	-------	------

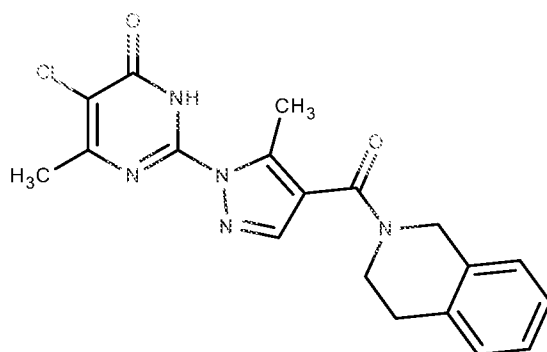
Examples 40-43 – Chiral Separation

[00155] Examples 40-43 in Table 2 were prepared by chiral separation of racemic compounds in Table 1. The stereochemistry was arbitrarily assigned.

Table 2

Ex. No.	Ref. No.	LBN	Structure	LC-MS (RT) Method C	MS (M+H) ⁺ Method C	Column Retention* (min)	Separation Method
40	Q-339	EV-AO88 02-004		2.75	364.2	3.09 Method I	H
41	Q-340	EV-AO88 02-005		2.75	364.2	5.09 Method I	H
42	Q-372	EV-AO75 53-002		2.58	350.2	6.69 Method K	J
43	Q-361	EV-AO75 53-003		2.81	350.2	8.35 Method K	J

Example 44 – Synthesis of 5-chloro-6-methyl-2-[5-methyl-4-(1,2,3,4-tetrahydroisoquinoline-2-carbonyl)-1H-pyrazol-1-yl]-3,4-dihydropyrimidin-4-one



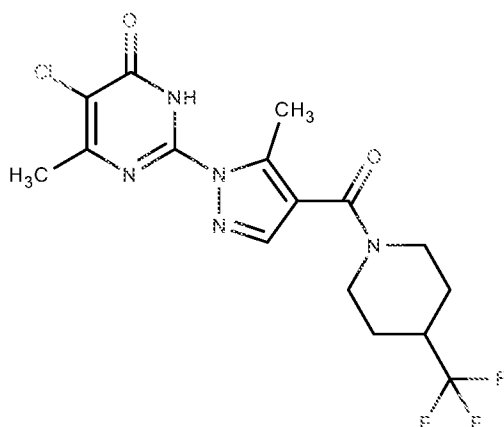
[00156]

Q-456 (EV-AO7571-002).

[00157] To a solution of 6-methyl-2-[5-methyl-4-(1,2,3,4-tetrahydroisoquinoline-2-carbonyl)-1H-pyrazol-1-yl]-3,4-dihydropyrimidin-4-one (Example 1, Q-279 (EV-AO7529-002), 100 mg, 0.286 mmol) in AcOH (2 mL) was added NCS (40 mg, 0.301 mmol) and stirred at 90 °C for 1 h. The reaction mixture was concentrated *in vacuo* and triturated using MeCN to afford the title compound (60 mg, 54%) as a white powder.

[00158] Method C: LC-MS $m/z = 384.2 [M + H]^+$; RT = 2.99 min.

Example 45 – Synthesis of 5-chloro-6-methyl-2-[5-methyl-4-(1,2,3,4-tetrahydroisoquinoline-2-carbonyl)-1H-pyrazol-1-yl]-3,4-dihydropyrimidin-4-one



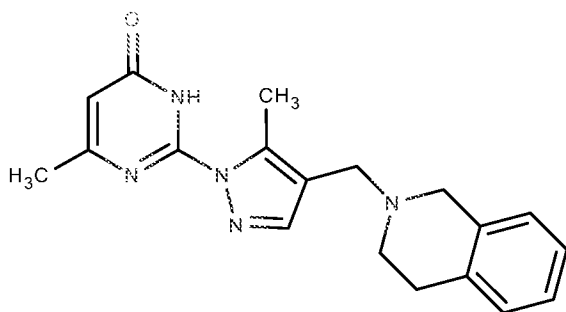
[00159]

Q-421 (EV-AQ0223-002).

[00160] Chlorination of 6-methyl-2-[5-methyl-4-(1,2,3,4-tetrahydroisoquinoline-2-carbonyl)-1H-pyrazol-1-yl]-3,4-dihydropyrimidin-4-one (Example 7, Q-359 (EV-AP2325-001)) using the procedure described in Example 44 afforded the title compound (54 mg, 42%) as a white powder.

[00161] Method C: LC-MS $m/z = 404.2 [M + H]^+$; RT = 2.88 min.

Example 46 – Synthesis of 6-methyl-2-[5-methyl-4-(1,2,3,4-tetrahydroisoquinolin-2-ylmethyl)-1H-pyrazol-1-yl]-3,4-dihydropyrimidin-4-one



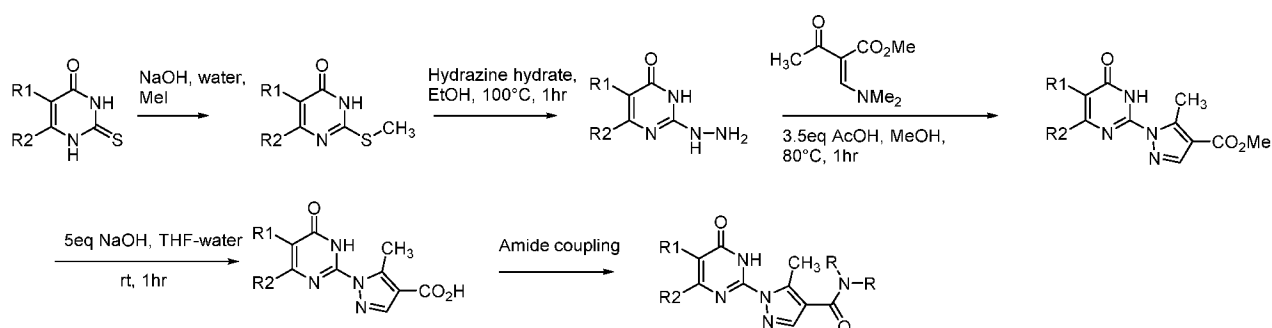
[00162]

Q-311 (EV-AO7520-002).

[00163] To a stirred solution of 6-methyl-2-[5-methyl-4-(1,2,3,4-tetrahydroisoquinoline-2-carbonyl)-1H-pyrazol-1-yl]-3,4-dihydropyrimidin-4-one (Example 1, Q-279 (EV-AO7529-002), 165 mg, 0.472 mmol) in THF (3 mL) at 0 °C was added LiAlH₄ (216 μl, 0.519 mmol) and stirred at r.t. for 1 h. The reaction mixture was quenched by the addition of water (4 mL), NaOH (4 mL) and then further water (4 mL). The reaction mixture was acidified to pH 5 using acetic acid and then neutralized to pH 7 using saturated sodium bicarbonate solution. The reaction mixture was extracted with DCM (3 × 40 mL) and the combined organic extracts dried over Na₂SO₄, concentrated *in vacuo* and triturated using MeCN (3 mL) to afford the title compound (57 mg, 35%) as a white powder.

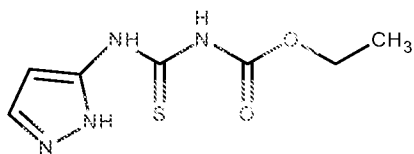
[00164] Method C: LC-MS *m/z* = 336.1 [M + H]⁺; RT = 1.29 min.

Preparative Example 2 – Preparation of intermediate thiouracils and thio ethers



[00165] Intermediate 5: Preparation of 2-sulfanylidene-1H,2H,3H,4H-pyrazolo[1,5-a][1,3,5]triazin-4-one

[00166] Step 1: Synthesis of ethyl N-[(1H-pyrazol-5-yl)carbamothioyl]carbamate



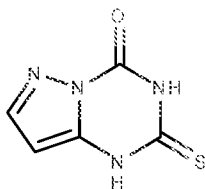
[00167]

(EV-AQ3814-001).

[00168] To a solution of 1H-pyrazol-5-amine (3 g, 36.1 mmol) in acetone (50 ml) was added over 5 mins (slight exotherm) ethyl N-carbothioylcarbamate (3.96 ml, 0.03 mol) and stirred at r.t. for 2 h. The yellow solution was treated with ice cold water (50 ml) which caused a transient precipitation. The flask was cooled in ice and a precipitate formed. The solid was collected by filtration, washed with water and dried under vacuum to afford the title compound (5.0g, 46%) as a yellow solid.

[00169] Method A: LC-MS $m/z = 214.90 [M + H]^+$; RT = 0.94.

[00170] Step 2: Synthesis of 2-sulfanylidene-1H,2H,3H,4H-pyrazolo[1,5-a][1,3,5]triazin-4-one



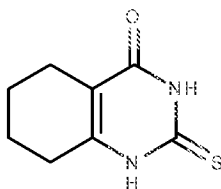
[00171]

(EV-AQ0271-002) (Intermediate 5)

[00172] To ethyl N-[(1H-pyrazol-5-yl)carbamothioyl]carbamate (2.5 g, 11.67 mmol) was added 2M aq NaOH solution (23.3 ml) and stirred at r.t. for 2 h. The solution was acidified with concentrated H₂SO₄ and the resultant precipitate filtered under vacuum to afford a pale yellow powder. Purification by recrystallisation using water afforded the title compound (1.54 g, 94%) as a pale yellow powder.

[00173] Method A: LC-MS $m/z = 168.95 [M + H]^+$; RT = 0.19.

[00174] Intermediate 6: Preparation of 2-sulfanylidene-1,2,3,4,5,6,7,8-octahydroquinazolin-4-one



[00175]

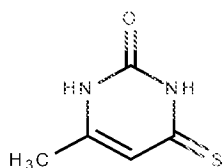
(EV-AQ0232-001).

[00176] To a solution of ethyl 2-oxocyclohexane-1-carboxylate (9.40 ml, 58.75 mmol) in MeCN (40ml) was added thiourea (5.37 g, 70.5 mmol) and DBU (13.15 ml, 88.13 mmol) and stirred at 80 °C overnight.

[00177] The reaction mixture was concentrated *in vacuo* and the residue redissolved in water. The reaction mixture was acidified to pH 3/4 using 5M aq HCl solution, the precipitate filtered, washing with H₂O and Et₂O, and dried under vacuum to afford the title compound (10.70 g, 98%) as an off white powder.

[00178] Method A: LC-MS: m/z = 183.0 (M+H)⁺; RT = 0.71.

[00179] Intermediate 7: Synthesis of 6-methyl-4-sulfanylidene-1,2,3,4-tetrahydropyrimidin-2-one

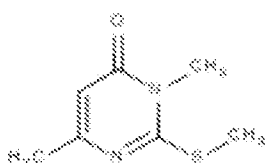


[00180] (EV-AQ0296-002) (Intermediate 7)

[00181] To a solution of 6-methyl-1,2,3,4-tetrahydropyrimidine-2,4-dione (2.0 g, 15.86 mmol) in dioxane (30 ml) was added 2,4-bis(4-methoxyphenyl)-1,3,2,4-dithiadiphosphetane 2,4-disulfide (6.41 g, 15.86 mmol) and stirred at 100 °C for 2 h. The reaction mixture was cooled to r.t. and the white precipitate filtered under vacuum, washing with dioxane (20 ml), to afford the title compound (1.85 g, 82%) as an off white powder.

[00182] Method B: LC-MS: m/z = 142.85 (M+H)⁺; RT = 0.36.

[00183] Intermediate 8: Synthesis of 3,6-dimethyl-2-(methylsulfanyl)-3,4-dihydropyrimidin-4-one



[00184] (EV-AO7509-001) (Intermediate 8)

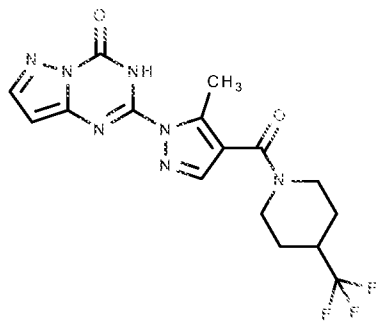
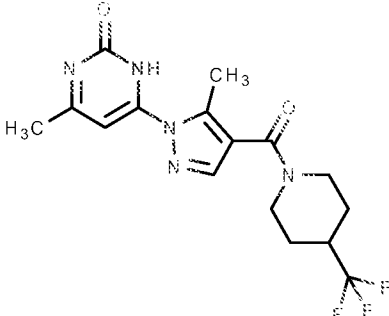
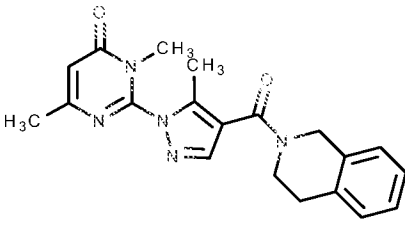
[00185] 3,6-dimethyl-2-(methylsulfanyl)-3,4-dihydropyrimidin-4-one was prepared from (3E)-1,1,1-trichloro-4-methoxypent-3-en-2-one using the procedure found in: Zanatta, Nilo; Madruga, Claudia C.; Marisco, Patricia C.; Da Rosa, Luciana S.; Da Silva, Fabio M.; Bonacorso, Helio G.; Martins, Marcos A. P.; Journal of Heterocyclic Chemistry; vol. 47; nb. 5; (2010); p. 1234 – 1239, affording the title compound (4.68 g, 78%) as a brown powder.

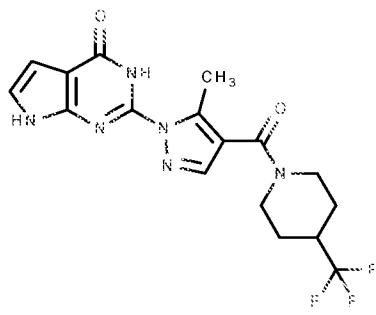
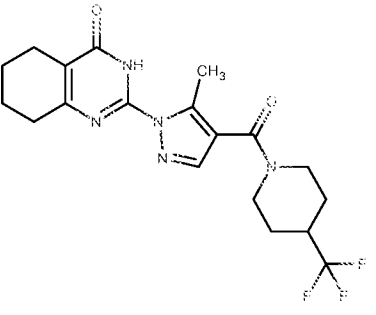
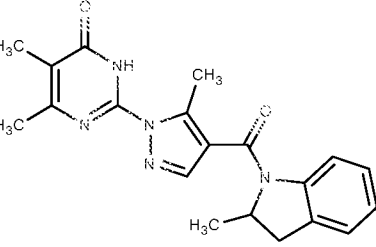
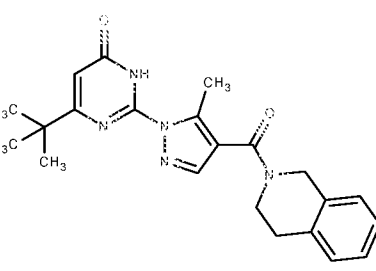
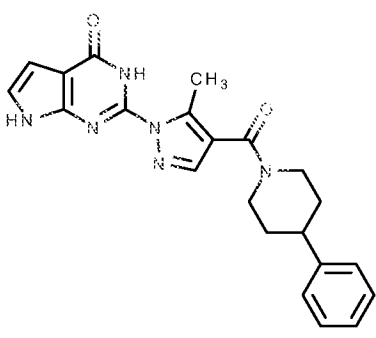
[00186] Method A: LC-MS: $m/z = 170.95 (M+H)^+$; RT = 0.97 min.

Examples 47-54

[00187] Examples 47-54 in Table 3 were prepared in an analogous fashion to Example 1 starting with the corresponding commercial thiouracil, methyl thioether or the specified intermediate, and coupling the intermediate acid with the appropriate amine using the specified coupling conditions.

Table 3

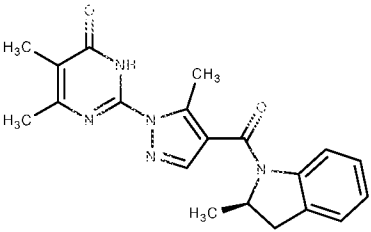
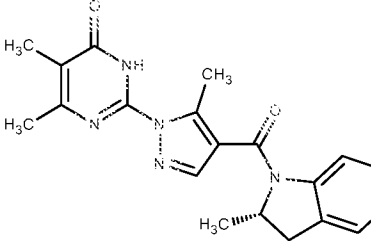
Ex. No.	Ref. No.	LBN	Structure	LC-MS (RT) Method C	MS (M+H) ⁺ Method C	Coupling Agent	Comments
47	Q-447	EV-AQ0 294-002		2.53	396.2	T3P	Intermediate 5
48	Q-454	EV-AR5 305-002		2.19	370.0	T3P	Intermediate 7
49	Q-455	EV-AO7 537-002		2.58	364.1	COMU	Intermediate 8

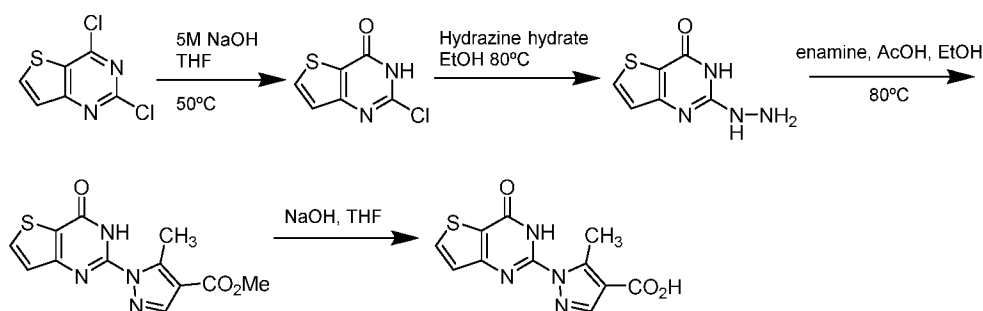
50	Q-427	EV-AQ0 240-002		2.35	395.1	COMU	
51	Q-425	EV-AQ0 230-002		3.04	410.2	COMU	Intermediate 6
52	Q-404	EV-AP2 566-003		3.10	364.3	COMU	
53	Q-383	EV-AP2 542-001		3.48	392.3	COMU	
54	Q-488	EV-AR5 353-002		2.75	403.2	T3P	

Examples 55-56 – Chiral Separation

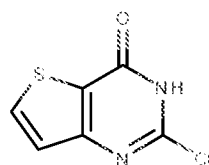
[00188] Examples 55-56 in Table 4 were prepared by chiral separation of racemic compounds in Table 3. The stereochemistry was arbitrarily assigned.

Table 4

Ex. No.	Ref. No.	LBN	Structure	LC-MS (RT) Method C	MS (M+H) ⁺ Method C	Column Retention* (min)	Separation Method
55	Q-416	EV-AP2566-004		3.11	364.3	5.134	L
56	Q-457	EV-AP2566-005		3.10	364.2	7.20	L

Preparative Example 3 – Formation of intermediates from the corresponding dichloropyrimidines

[00189] Intermediate 9: Preparation of 2-chloro-3H,4H-thieno[3,2-d]pyrimidin-4-one



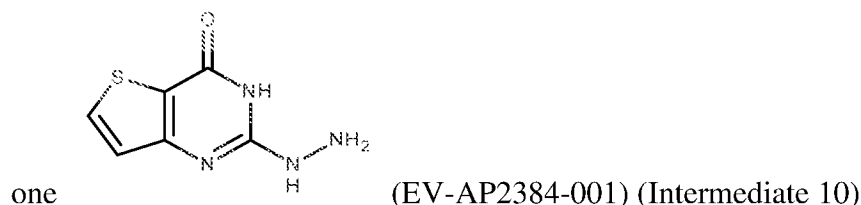
[00190] (EV-AP2383-001) (Intermediate 9)

[00191] To a stirred solution of 2,4-dichlorothieno[3,2-d]pyrimidine (20 g, 97.5 mmol) in THF (80 mL) was added 5M aq NaOH solution (98 mL, 488 mmol) and stirred at 50 °C for 6

h. The reaction mixture was acidified to pH 5 using acetic acid. The solution was then extracted with EtOAc (2 × 50 mL) and the combined organics were dried over Na₂SO₄, filtered and concentrated *in vacuo* to yield the title compound (11.3 g, 60.5 mmol, 62%) as a yellow powder.

[00192] Method A: LC-MS $m/z = 186.9$ [M + H]⁺; RT = 0.77 min.

[00193] Intermediate 10: Preparation of 2-hydrazinyl-3H,4H-thieno[3,2-d]pyrimidin-4-

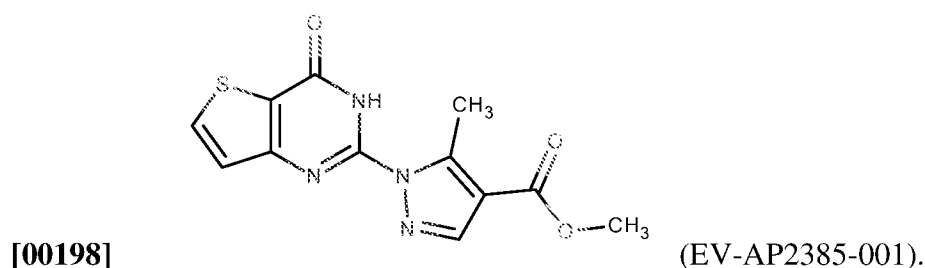


[00194] To a stirred solution of 2-chloro-3H,4H-thieno[3,2-d]pyrimidin-4-one (11.34 g, 60.8 mmol) in EtOH (90 mL) was added hydrazine hydrate (5.91 mL, 121.5 mmol) and stirred at 80 °C overnight. The reaction mixture was cooled to r.t. and the resultant precipitate was collected *via* filtration, and washed with water (15 mL) to yield the title compound (7.4 g, 40.6 mmol, 67%) as a pale yellow powder.

[00195] Method A: LC-MS $m/z = 182.9$ [M + H]⁺; RT = 0.18 min.

[00196] Intermediate 11: 5-methyl-1-{4-oxo-3H,4H-thieno[3,2-d]pyrimidin-2-yl}-1H-pyrazole-4-carboxylic acid

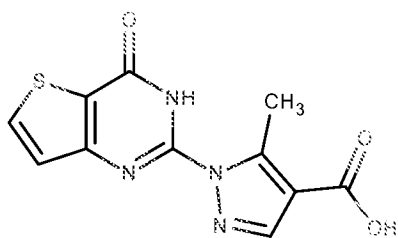
[00197] Step 1: Synthesis of methyl-5-methyl-1-{4-oxo-3H,4H-thieno[3,2-d]pyrimidin-2-yl}-1H-pyrazole-4-carboxylate



[00199] To a stirred solution of 2-hydrazinyl-3H,4H-thieno[3,2-d]pyrimidin-4-one (7 g, 38.4 mmol) in EtOH (75 mL) and AcOH (7.70 mL, 134.5 mmol) was added (2Z)-2-[(dimethylamino)methylidene]-3-oxobutanoate (7.89 g, 46.1 mmol) and stirred at 50 °C for 3 h. The reaction mixture was cooled to r.t. and the resulting precipitate was isolated *via* filtration to yield the title compound (11.2 g, 22.5 mmol, 59%) as a pale yellow powder.

[00200] Method A: LC-MS $m/z = 291.0$ [M + H]⁺; RT = 1.15 min.

[00201] Step 2: Synthesis of 5-Methyl-1-{4-oxo-3H,4H-thieno[3,2-d]pyrimidin-2-yl}-1H-pyrazole-4-carboxylic acid

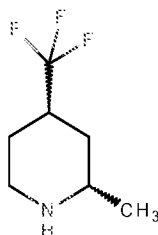


[00202] (EV-AP2386-001) (Intermediate 11).

[00203] To a solution of methyl-5-methyl-1-{4-oxo-3H,4H-thieno[3,2-d]pyrimidin-2-yl}-1H-pyrazole-4-carboxylate (6.53 g, 22.5 mmol) in 2:1 THF/methanol (37 mL) was added 2.5M aq NaOH solution (54 mL, 135 mmol) and stirred at r.t. for 2 h. The organics were removed *in vacuo*, the residue acidified to pH 5 with 2M aq HCl solution and the resulting precipitate was collected *via* filtration to yield the title compound (6.22 g, 19.9 mmol, 89%) as a beige powder.

[00204] Method A: LC-MS $m/z = 277.0$ $[M + H]^+$; RT = 0.97 min.

[00205] Intermediate 12: Preparation of 2-methyl-4-(trifluoromethyl)piperidine (4:1 mixture of diastereoisomers)



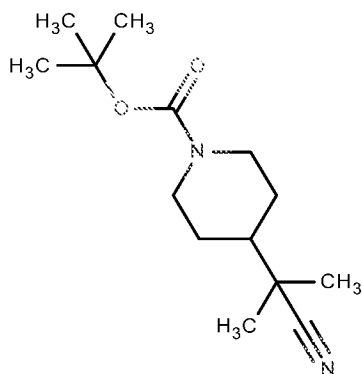
[00206] (EV-AB8098-002) (Intermediate 12).

[00207] A solution of 2-methyl-4-(trifluoromethyl)pyridine (800 mg, 4.97 mmol) in 25% acetic acid in MeOH (100 ml) [0.05M] was reacted on the H-Cube [10% Pt on C cartridge, 90 bar and 80 °C, 1ml/min. Upon completion, the reaction mixture was treated with a solution of 4M HCl in dioxane (2 ml, 8 mmol) and then concentrated *in vacuo* to yield a white solid. The solid was dissolved in MeOH, treated with ammonia (7M in MeOH) and concentrated *in vacuo* to afford the title compound (270 mg, 32%) as a white solid.

[00208] Method A: LC-MS $m/z = 168.00$ $[M + H]^+$; RT = 0.17 min.

[00209] Intermediate 13: Preparation of 4-(1-cyano-1-methylethyl)piperidin-1-ium chloride

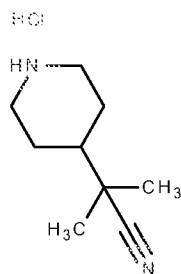
[00210] Step 1: Synthesis of tert-butyl 4-(1-cyano-1-methylethyl)piperidine-1-carboxylate



[00211] (EV-AQ8828-001)

[00212] To a stirred solution of tert-butyl 4-(cyanomethyl)piperidine-1-carboxylate (0.2 g, 8.13 mmol) in dry THF (2 mL) at 0 °C was added slowly KHMDS (1 M in toluene, 2.68 mL, 2.68 mmol). The reaction mixture was allowed to stir for 10 minutes, after which a solution of iodomethane (0.11 mL, 1.78 mmol) in dry THF (2 mL) was added slowly. The reaction was warmed to room temperature and stirred overnight. The reaction mixture was quenched with aqueous ammonium chloride and extracted with ethyl acetate. The extracts were dried (Na_2SO_4) and concentrated *in vacuo* to afford the title compound (246 mg, 98%) as a yellow powder: ^1H NMR (250 MHz, Chloroform- d) δ 4.20 (s, 2H), 2.63 (m, 2H), 1.80 (m, 2H), 1.47 (s, 3H), 1.46 (s, 9H), 1.33 (s, 6H).

[00213] Step 2: Synthesis of 4-(1-cyano-1-methylethyl)piperidin-1-ium chloride



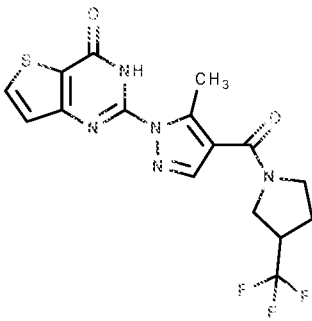
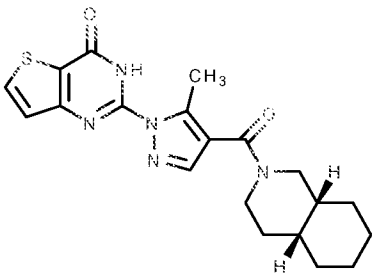
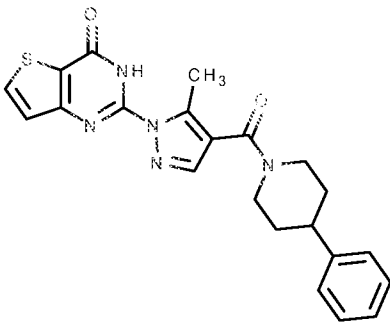
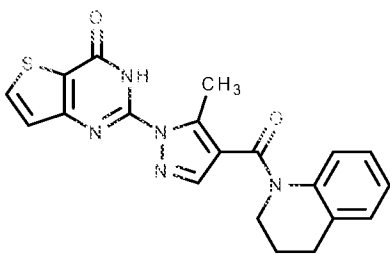
[00214] (EV-AQ8830-001) (Intermediate 13).

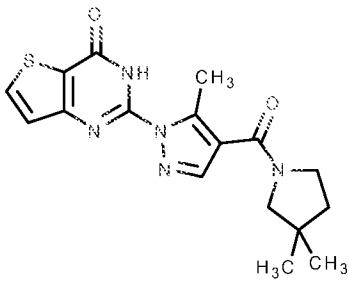
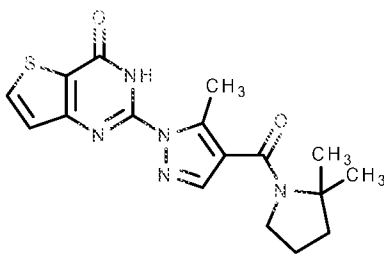
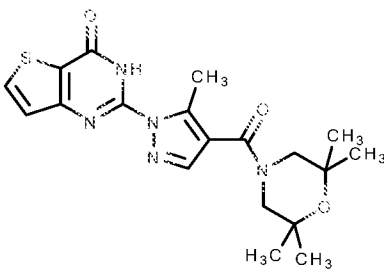
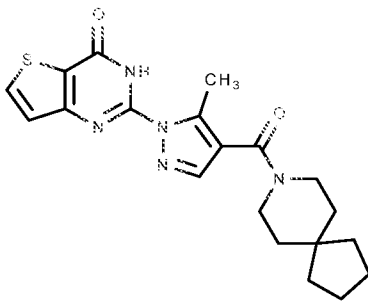
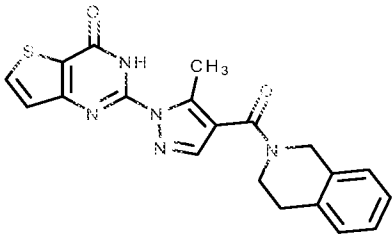
[00215] Tert-butyl 4-(1-cyano-1-methylethyl)piperidine-1-carboxylate (EV-AQ8828-001, 243 mg, 0.963 mmol) was suspended in HCl (4 M in dioxane, 7 mL) and the reaction was stirred at room temperature for 3 hours. The resultant precipitate was filtered and washed with ether to afford the title compound (95 mg, 51%) as a yellow powder: ^1H NMR (500 MHz, DMSO- d_6) δ 8.96 (s, 1H), 8.51 (s, 1H), 2.87 – 2.78 (m, 2H), 1.95 – 1.87 (m, 2H), 1.72 – 1.63 (m, 1H), 1.54 – 1.45 (m, 2H), 1.29 (s, 6H).

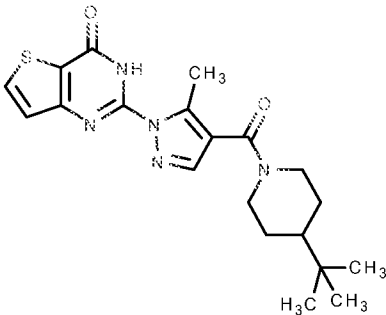
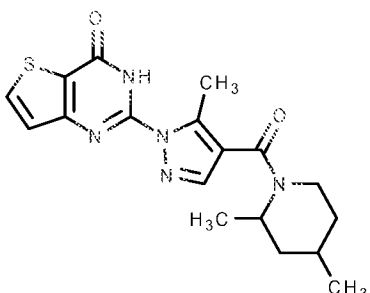
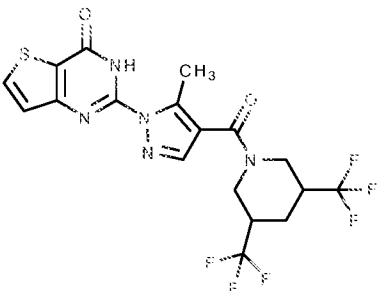
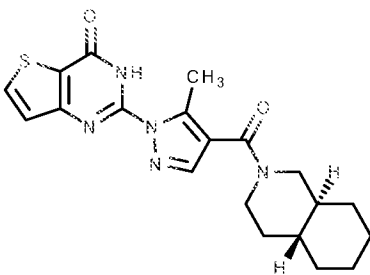
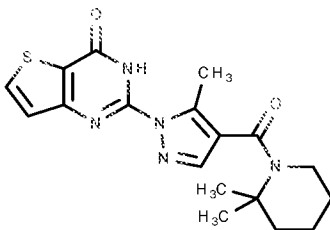
Examples 57-74 – Synthesis of thienopyrimidines

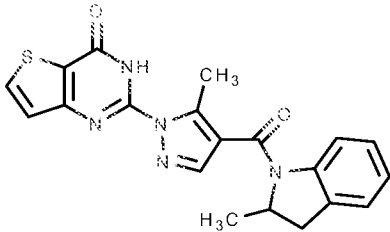
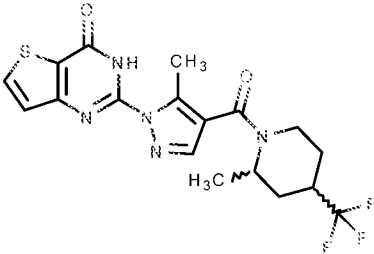
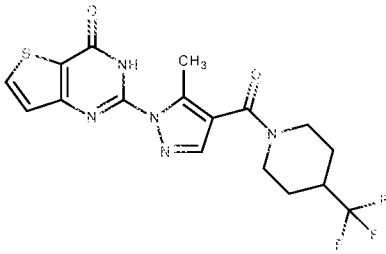
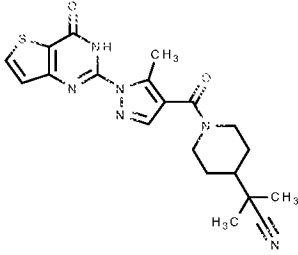
[00216] Examples 57-74 in Table 5 were prepared using the method described in Example 1 reacting intermediate 11 (5-methyl-1-{4-oxo-3H,4H-thieno[3,2-d]pyrimidin-2-yl}-1H-pyrazole-4-carboxylic acid) with the appropriate amine using the specified coupling reagent.

Table 5

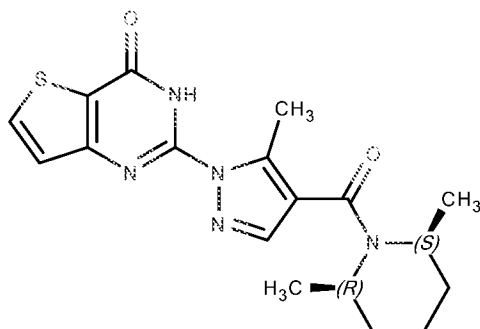
Example No	Ref. No.	LBN	Structure	LC-MS (RT) Method C	MS (M+H) ⁺ Method C	Coupling Agent
57	Q-403	EV-AP237 1-001		2.68	398.2	COMU
58	Q-402	EV-AP236 6-001		3.43	398.3	T3P
59	Q-495	EV-AQ885 2-001		3.31	420.1	T3P
60	Q-395	EV-AP236 4-001		3.16	392.2	T3P

61	Q-380	EV- AP253 6-001		2.79	358.2	COMU
62	Q-397	EV- AP256 2-001		2.85	358.2	COMU
63	Q-405	EV- AP257 0-001		2.74	402.3	COMU
64	Q-398	EV- AP256 3-001		3.51	398.2	COMU
65	Q-354	EV- AP251 7-001		3.00	392.2	COMU

<p>66</p>	<p>Q-399</p>	<p>EV-AQ020 5-002</p>		<p>3.64</p>	<p>400.2</p>	<p>T3P</p>
<p>67</p>	<p>Q-400</p>	<p>EV-AQ020 7-002</p>		<p>3.08</p>	<p>372.2</p>	<p>COMU</p>
<p>68</p>	<p>Q-406</p>	<p>EV-AQ020 8-002</p>		<p>3.21</p>	<p>480.2</p>	<p>T3P</p>
<p>60</p>	<p>Q-408</p>	<p>EV-AQ021 0-002</p>		<p>3.54</p>	<p>398.3</p>	<p>COMU</p>
<p>70</p>	<p>Q-412</p>	<p>EV-AQ021 6-002</p>		<p>3.28</p>	<p>372.2</p>	<p>COMU</p>

71	Q-401	EV-AB808 3-002		3.28	392.2	T3P
72	Q-422	EV-AQ380 2-003		3.10, 28%, 3.14 63%	425.0	COMU Intermediat e 12
73	Q-379	EV-AP239 4-001		2.90	412.1	T3P
74	Q-531	EV-AS370 8-002		2.58	411.1	T3P Intermediat e 13

Example 75 – Preparation of 2-{4-[(2R,6S)-2,6-dimethylpiperidine-1-carbonyl]-5-methyl-1H-pyrazol-1-yl}-3H,4H-thieno[3,2-d]pyrimidin-4-one.



[00217]

Q-417 (EV-AP2568-002)

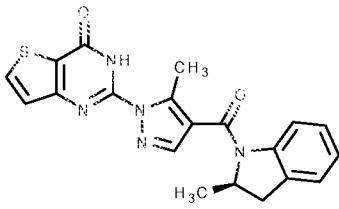
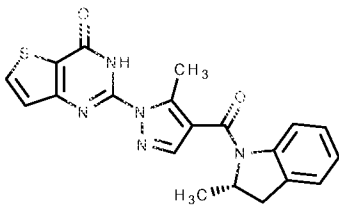
[00218] To a solution of 5-methyl-1-{4-oxo-3H,4H-thieno[3,2-d]pyrimidin-2-yl}-1H-pyrazole-4-carboxylic acid (Intermediate 11, (EV-AP2386-001), 75 mg, 0.27 mmol) in DCM (5 ml) was added thionyl chloride (0.2 ml, 2.71 mmol) followed by DMF (cat, 1 drop) and stirred at 50 °C for 2 h. The reaction mixture was concentrated *in vacuo* and DCM added and the concentration repeated (×2). The crude acid chloride (assume 0.271 mmol) was suspended in more DCM (5 ml) at 0 °C and (cis)-2,6-dimethylpiperidine (0.04 ml, 0.41 mmol) and triethylamine (0.09 ml, 0.68 mmol) were added dropwise. The reaction mixture was stirred at r.t. for 2 h. The reaction mixture was washed with water (5 mL) and brine solution (5 mL) and the organic fraction was concentrated *in vacuo*. The crude residue was dissolved in THF: 1M NaOH (1:1, 2 mL) and stirred at r.t. Methanol (0.5 ml) was added. The organics from the reaction mixture were removed *in vacuo* and the reaction mixture acidified to pH 5 using 1M aq HCl solution. The aqueous was extracted using DCM (2 × 5 mL) and the combined organic extracts were dried over Na₂SO₄, filtered and concentrated *in vacuo*. The crude residue was purified by prep HPLC (Method G) to afford the title compound (14.2 mg, 14%) as an off-white powder.

[00219] Method A: LC-MS $m/z = 372.2 [M + H]^+$; RT = 3.05 min.

Examples 76-77

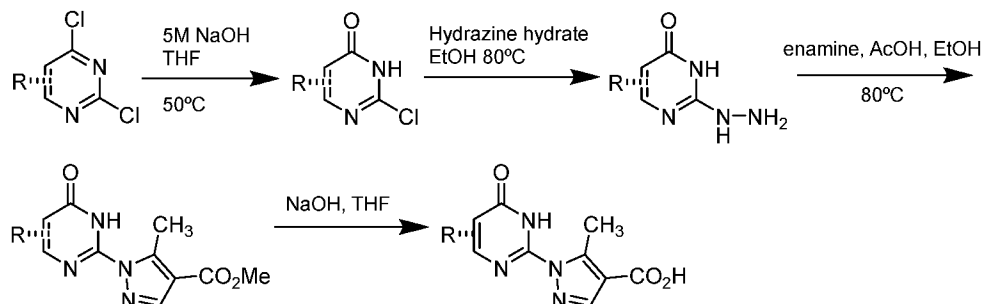
[00220] Examples in Table 6 were prepared by chiral separation of racemic compounds in Table 5. The stereochemistry was arbitrarily assigned.

Table 6

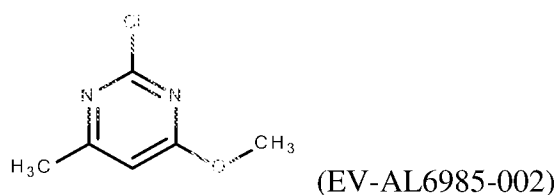
Example No	Ref. No.	LBN	Structure	LC-MS (RT) Method C	MS (M+H) ⁺ Method C	Column Retention* (min)	Separation method
76	Q-414	EV-AQ0229-001		3.29	392.2	6.43 Method M	L
77	Q-415	EV-AQ0229-002		3.29	392.2	8.41 Method M	L

Preparative Example 4 – Formation of intermediates from the corresponding dichloropyrimidines

[00221] Intermediate 14: Preparation of 2-chloro-4-methoxy-6-methylpyrimidine



[00222]

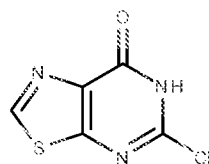


[00223] To a solution of 2,4-dichloro-6-methylpyrimidine (1 g, 6.14 mmol) in THF (10 ml) was added 0.5M NaOMe in MeOH (18.4 ml, 9.20 mmol) at 0 °C and stirred at r.t. overnight. A further 0.5 equivalents of 0.5 M NaOMe in MeOH (6.14 ml, 3.07 mmol) were added at 0 °C and the reaction stirred at r.t. for 1 h. The reaction mixture was diluted with water (30 ml) and extracted with EtOAc (2 × 50 ml). The combined organic extracts were washed with brine (20 ml), dried and concentrated *in vacuo* and the residue purified *via* column chromatography (100:0 - 75:25 Heptane-EtOAc) to afford the title compound (275 mg, 28%) as a colourless crystalline solid.

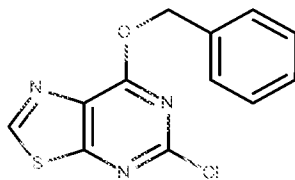
[00224] Method A: LC-MS $m/z = 158.9 [M + H]^+$; RT = 1.05 min.

[00225] Intermediate 15: Preparation of 5-chloro-6H,7H-[1,3]thiazolo[5,4-d]pyrimidin-7-one (EV-AQ0263-001)

[00226]



[00227] Step 1: Synthesis of 7-(benzyloxy)-5-chloro-[1,3]thiazolo[5,4-d]pyrimidine

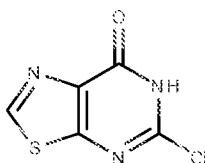


[00228] (EV-AQ0259-002)

[00229] To a solution of 5,7-dichloro-[1,3]thiazolo[5,4-d]pyrimidine (980 mg, 4.76 mmol) in THF (20 mL) at 0 °C was added benzyl alcohol (495 μ l, 4.76 mmol) and sodium hydride (114 mg, 4.76 mmol, 60% in mineral oil) and stirred at r.t. for 22 h. To the reaction mixture was added water (20ml) and extracted with EtOAc (2 \times 50 ml). The combined organic extracts were washed with brine, dried over sodium sulfate and concentrated *in vacuo*. Purification by chromatography on SiO₂ (gradient 100:0 - 90:10, Heptane-EtOAc) afforded the title compound (708 mg, 47%) as a white powder.

[00230] Method A: LC-MS m/z = 277.85 [M + H]⁺; RT = 1.39 min.

[00231] Step 2: Synthesis of 5-chloro-6H,7H-[1,3]thiazolo[5,4-d]pyrimidin-7-one

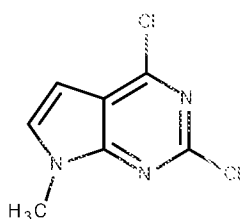


[00232] (EV-AQ0263-001)

[00233] 7-(benzyloxy)-5-chloro-[1,3]thiazolo[5,4-d]pyrimidine (EV-AQ0259-002, 708 mg, 2.24 mmol) was dissolved in a 1:1 mixture of 37% aq HCl-THF (10 mL) and stirred at room temperature for 18 h. The reaction mixture was filtered under vacuum, washing with THF and Et₂O, to afford 5-chloro-6H,7H-[1,3]thiazolo[5,4-d]pyrimidin-7-one (246 mg, 58%) as a pale yellow powder.

[00234] Method A: LC-MS m/z = 187.80 [M + H]⁺; RT = 0.49 min.

[00235] Intermediate 16: Synthesis of 2,4-dichloro-7-methyl-7H-pyrrolo[2,3-d]pyrimidine



[00236] (EV-AP2589-001)

[00237] To a solution of 2,4-dichloro-7H-pyrrolo[2,3-d]pyrimidine (1.5 g, 7.98 mmol) in THF (30 ml) at 0 °C was added sodium hydride (60% oil suspension, 383 mg, 9.57 mmol)

and stirred at 0 °C to r.t. for 20 mins. Iodomethane (0.6 ml, 9.57 mmol) was added and stirred at r.t. for 3 h.

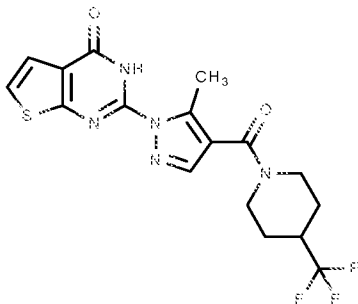
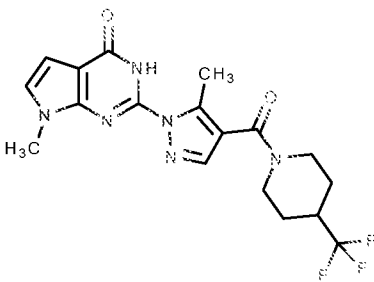
[00238] The mixture was quenched by addition of saturated ammonium chloride solution (20 mL). EtOAc was then added resulting in formation of a precipitate. The precipitate was filtered and the filtrate extracted with EtOAc (×2). The combined organic fractions were washed with water, dried over Na₂SO₄, filtered and concentrated *in vacuo* to afford the title compound (1.65 g, 97.2%) as a yellow powder.

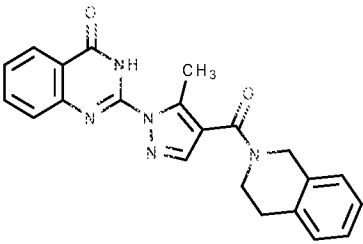
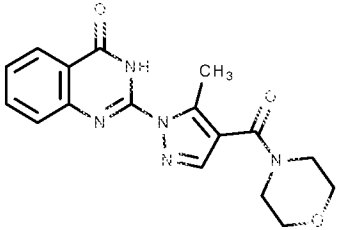
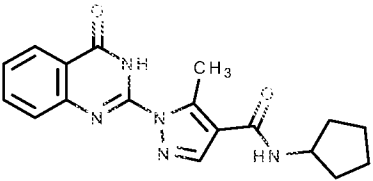
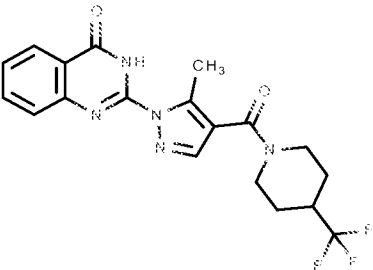
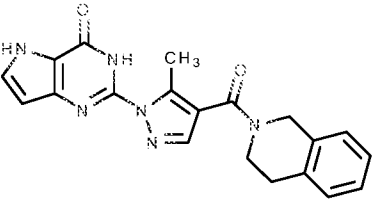
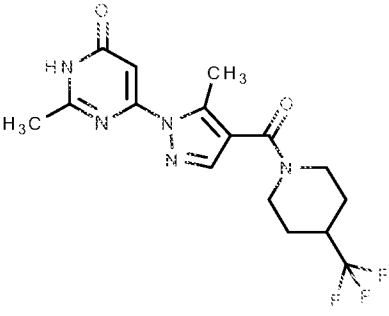
[00239] Method A: LC-MS m/z = 201.90, 203.90 [M + H]⁺; RT = 1.21 min.

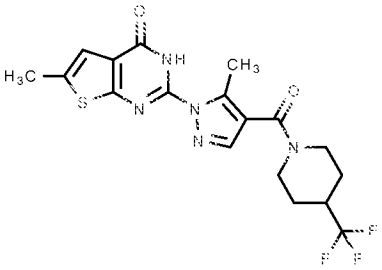
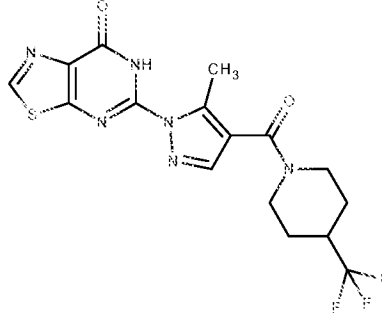
Examples 78-88

[00240] Examples 78-88 in Table 7 were synthesized following the procedure described for Example 57 starting from the corresponding dichloropyrimidine or specified intermediate and coupling the intermediate acid with the appropriate amine using the specified coupling conditions.

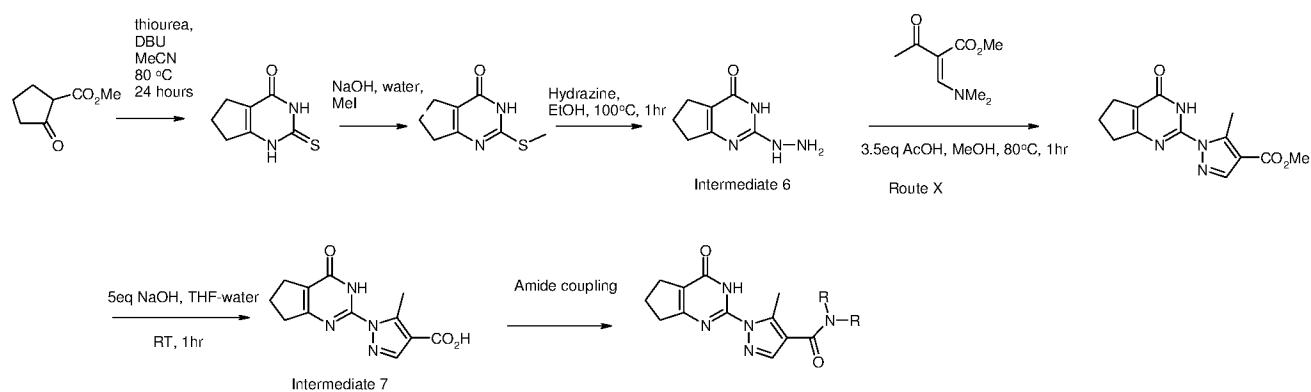
Table 7

Example No	Ref. No.	LBN	Structure	LC-MS (RT) Method C	MS (M+H) ⁺ Method C	Coupling Agent	Comments
78	Q-410	EV-AP2378-001		3.02	412.2	COMU	
79	Q-426	EV-AP2597-002		2.72	409.2	T3P	

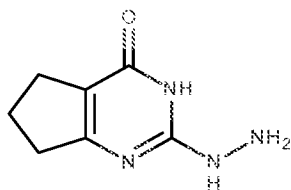
80	Q-323	EV-AN7481-001		3.26	386.2	COMU	
81	Q-320	EV-AO8806-002		340.1	2.17	COMU	
82	Q-321	EV-AO8807-002		338.2	2.96	COMU	
83	Q-429	EV-AQ0246-002		406.2	3.16	T3P	
84	Q-378	EV-AP2343-001		375.2	2.62	TBTU	
85	Q-436	EV-AQ7107-002		2.23	370.2	T3P	Commercial chloro-pyrimidone

86	Q-413	EV-AQ0227-002		426.2	3.29	COMU	
87	Q-441	EV-AQ0268-002		2.53	413.2	T3P	Intermediate 15

Preparative Example 5

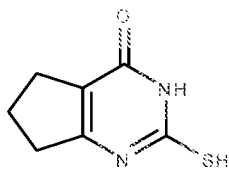


[00241] Intermediate 17: Preparation of 2-hydrazinyl-3H,4H,5H,6H,7H-cyclopenta[d]pyrimidin-4-one (EV-AQ7134-001)



[00242]

[00243] Step 1: Synthesis of 2-sulfanylidene-1H,2H,3H,4H,5H,6H,7H-cyclopenta[d]pyrimidin-4-one

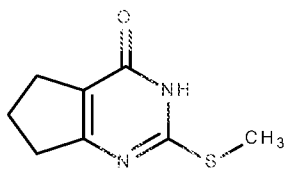


[00244] (EV-AQ7131-001)

[00245] To a solution of methyl 2-oxocyclopentanecarboxylate (17.83 mL, 143.65 mmol) in acetonitrile (150 mL) was added thiourea (16.4 g, 215.47 mmol) followed by DBU (25.73 mL, 172.38 mmol) and stirred at 80 °C for 24 h. The reaction mixture was concentrated *in vacuo* and dissolved in water. The solution was acidified to pH3/4 using 5M aq HCl solution and the resulting precipitate was collected and dried under vacuum after washing with water and diethyl ether. The solid was dried further at 40 °C under vacuum overnight to afford the title compound (17.81 g, 73.7%) as a beige powder.

[00246] Method A: LC-MS: $m/z = 168.9$ (M+H)⁺, RT = 0.2 – 0.45 min.

[00247] Step 2: Synthesis of 2-(methylsulfanyl)-3H,4H,5H,6H,7H-cyclopenta[d]pyrimidin-4-one

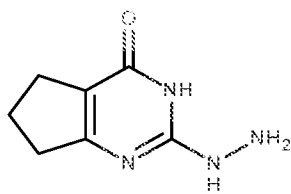


[00248] (EV-AQ7133-001)

[00249] To a suspension of 2-sulfanylidene-1H,2H,3H,4H,5H,6H,7H-cyclopenta[d]pyrimidin-4-one (EV-AS7131-001, 17.81 g, 105.88 mmol) in water (100 mL) was added NaOH (4.66 g, 116.46 mmol) followed by the drop wise addition of iodomethane (7.25 mL, 116.46 mmol). The reaction mixture was stirred at room temperature for 1.5 h, then cooled to 5 °C and the resultant precipitate was collected by vacuum filtration. The solid was washed with ice cold water (50 mL) water and diethyl ether (50 mL) and dried further under vacuum at 40 °C to afford the title compound (17.78 g, 89.4%) as an off white powder.

[00250] Method A: LC-MS: $m/z = 182.9$ (M+H)⁺; RT = 0.89 min.

[00251] Step 3: Synthesis of 2-hydrazinyl-3H,4H,5H,6H,7H-cyclopenta[d]pyrimidin-4-one

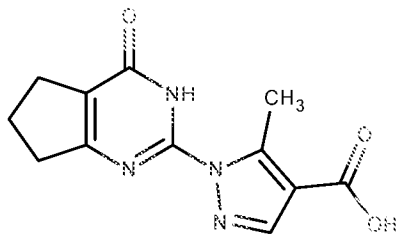


[00252] (EV-AQ7134-001)

[00253] To a solution of 2-(methylsulfanyl)-3H,4H,5H,6H,7H-cyclopenta[d]pyrimidin-4-one (EV-AQ7133-001, 17.78 g, 97.56 mmol) in EtOH (30 mL) was added hydrazine hydrate (23.73 mL, 487.81 mmol). The reaction mixture was stirred at 90 °C for 24 h and then at 85 °C for a further 7 h. The cooled reaction mixture was filtered and washed with EtOH (15 mL) and water (10 mL) to afford the title compound (13.1 g, 80.8%) as a white powder.

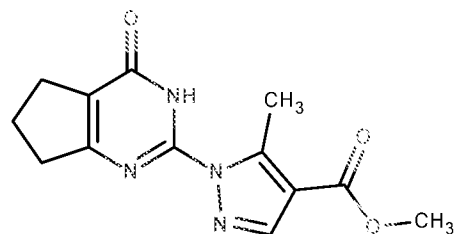
[00254] Method B: LC-MS: $m/z = 166.9$ (M+H)⁺, RT = 0.19 min.

[00255] Intermediate 18: Preparation of 5-methyl-1-{4-oxo-3H,4H,5H,6H,7H-cyclopenta[d]pyrimidin-2-yl}-1H-pyrazole-4-carboxylic acid (Q-481, EV-AQ7139-001)



[00256]

[00257] Step 1: Synthesis of 2-{5-methyl-4-[4-(trifluoromethyl)piperidine-1-carbonyl]-1H-pyrazol-1-yl}-3H,4H,5H,6H,7H-cyclopenta[d]pyrimidin-4-one



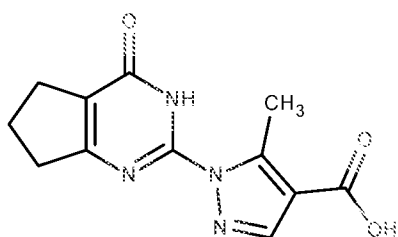
[00258] (EV-AQ7137-001)

[00259] To a solution of 2-hydrazinyl-3H,4H,5H,6H,7H-cyclopenta[d]pyrimidin-4-one (EV-AQ7134-001, 19 g, 114.33 mmol) in ethanol (120 mL) was added methyl 2-[(dimethylamino)methylidene]-3-oxobutanoate (EV-AL6988-001, 21.53 g, 125.77 mmol) followed by acetic acid (22.91 mL, 400.17 mmol). The reaction mixture was stirred at 50 °C for 3.5 h. After 15 mins additional ethanol (170 mL) was added to maintain stirring. The reaction mixture was cooled and the solvent volume reduced to approximately half. The

resultant precipitate was collected and dried by vacuum filtration to afford the title compound (21.84 g, 69.6%) as a beige powder.

[00260] Method B: LC-MS: $m/z = 275.0$ (M+H)⁺, RT = 0.98 min.

[00261] Step 2: Synthesis of 5-methyl-1-{4-oxo-3H,4H,5H,6H,7H-cyclopenta[d]pyrimidin-2-yl}-1H-pyrazole-4-carboxylic acid (Q-481, EV-AQ7139-001)

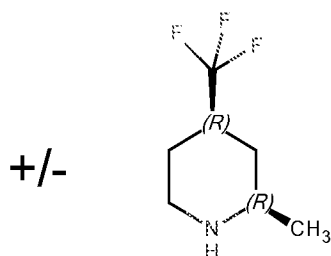


[00262] (EV-AQ7139-001)

[00263] Methyl 5-methyl-1-{4-oxo-3H,4H,5H,6H,7H-cyclopenta[d]pyrimidin-2-yl}-1H-pyrazole-4-carboxylate (EV-AQ7137-001, 21.84 g, 79.63 mmol) was suspended in 3:2:1 water/THF/ methanol (300 mL) and 2.5M aq NaOH solution (191 mL) was added. The reaction mixture was stirred at r.t. for 3 h. The organics from the reaction mixture were removed *in vacuo*. The residue was acidified with 5M aq HCl solution and the resulting precipitate was collected and dried under vacuum filtration at 45 °C for 5 days to afford the title compound (21.6 g, 100%) as a beige powder.

[00264] Method C: LC-MS: $m/z = 261.1$ (M+H)⁺, RT = 1.81 min.

[00265] Intermediate 19: Preparation of \pm (syn)-2-methyl-4-(trifluoromethyl)piperidine hydrochloride



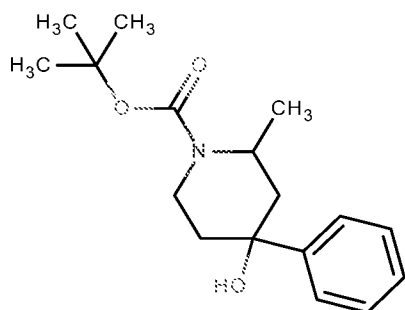
[00266] (EV-AQ3807-001)

[00267] A solution of 2-methyl-4-(trifluoromethyl)pyridine (3 g, 18.62 mmol) in MeOH (100ml) was treated with a solution of 4M HCl in dioxane (5.6 ml, 22.3 mmol) followed by platinum (iv) oxide (253 mg, 1.12 mmol) and the resultant suspension was hydrogenated in a pressure vessel at 50 psi and r.t. for 4 h. The catalyst was cautiously removed by filtration over Celite and the filtrate concentrated *in vacuo* to afford the title compound (3.7g, 99%) as a white solid.

[00268] Method A: LC-MS $m/z = 168.0$ $[M + H]^+$; RT = 0.21 min.

[00269] Intermediate 20: Synthesis of 2-methyl-4-phenylpiperidin-4-ol hydrochloride EV-AQ7159-002 used in (EV-AQ7163-003)

[00270] Step 1: Synthesis of tert-butyl 4-hydroxy-2-methyl-4-phenylpiperidine-1-carboxylate formation using phenyllithium

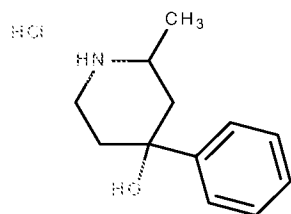


[00271] (EV-AQ7159-002)

[00272] To a solution of phenyllithium (1.8M in Bu₂O, 7.16 ml, 12.89 mmol) in THF (15 mL) at -78°C was added dropwise 1-boc-2-methyl-4-piperidinone (2.5 g, 11.72 mmol) in more THF (5 mL). The reaction mixture was warmed to room temperature and stirred for 3 hours. The reaction was quenched by pouring onto ice water. EtOAc (2x 25 mL) was added and the product extracted. The combined organics were dried (Na₂SO₄), filtered and concentrated *in vacuo*. The crude residue was purified by chromatography on SiO₂ Eluting with 0-100% EtOAc in heptane to afford the title compound (2.97 g, 73.9%) as a yellow oil

[00273] Method B: LC-MS: $m/z = 192.0$ (M-Boc)+, RT = 1.19 min.

[00274] Step 2: Synthesis of 2-methyl-4-phenylpiperidin-4-ol hydrochloride

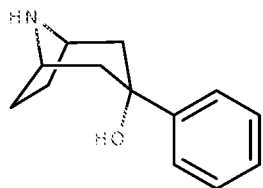


[00275] (EV-AQ7161-001)

[00276] To a solution of tert-butyl 4-hydroxy-2-methyl-4-phenylpiperidine-1-carboxylate (EV-AQ7159-002, 1.5 g, 5.15 mmol) in dioxane (3 mL) was added HCl in dioxane (4M, 6.43 mL, 25.74) and the reaction mixture stirred at room temperature for 1 hour. The reaction mixture was concentrated *in vacuo* re-dissolved in DCM and concentrated again to afford 1.22 g (83.3%) of the title compound as an orange gum.

[00277] Method B: LC-MS: $m/z = 192.0$ (M+H)+, RT = 0.21 min.

[00278] Intermediate 21: Synthesis of 2-(4-{3-hydroxy-3-phenyl-8-azabicyclo[3.2.1]octane-8-carbonyl}-5-methyl-1H-pyrazol-1-yl)-3H,4H,5H,6H,7H-cyclopenta[d]pyrimidin-4-one.



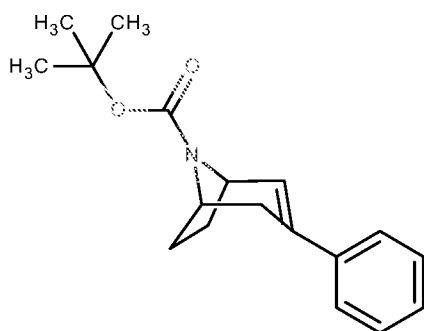
[00279] (EV-AQ7182-001)

[00280] 2-(4-{3-hydroxy-3-phenyl-8-azabicyclo[3.2.1]octane-8-carbonyl}-5-methyl-1H-pyrazol-1-yl)-3H,4H,5H,6H,7H-cyclopenta[d]pyrimidin-4-one was prepared by the procedure described for Intermediate 21 (EV-AQ7161-001) substituting 1-boc-2-methyl-4-piperidinone with tert-butyl 3-oxo-8-azabicyclo[3.2.1]octane-8-carboxylate, affording the title compound (505 mg, 35%) as a an off white powder.

[00281] Method B: LC-MS: $m/z = 203.9$ (M+H)⁺, RT = 0.27 mins.

[00282] Intermediate 22: Synthesis of 3-phenyl-8-azabicyclo[3.2.1]octane hydrochloride
EV-AQ7185-002

[00283] Step 1: Synthesis of tert-butyl 3-phenyl-8-azabicyclo[3.2.1]oct-2-ene-8-carboxylate



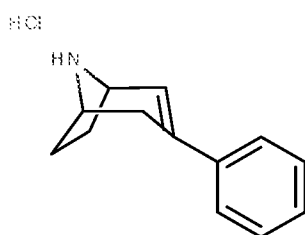
[00284] (EV-AQ7180-002)

[00285] To a solution of phenyllithium (2.0M in Bu₂O, 3.66 ml, 7.32 mmol) in THF (15 mL) at -78 °C was added dropwise tert-butyl 3-oxo-8-azabicyclo[3.2.1]octane-8-carboxylate (1.5 g, 6.66 mmol) in THF (5 mL). The reaction was warmed to r.t. over 1 h and stirred for another 1 h. 1/3 of the reaction mixture was removed for an analogous chemistry and the remaining 2/3 of the reaction mixture was cooled to -78 °C and treated with methanesulfonyl chloride (1.03 mL, 13.32 mmol) followed by triethylamine (3.06 mL, 21.97 mmol). The reaction mixture was then warmed to r.t. and stirred overnight. The reaction mixture was

cooled to -78 °C again and more methanesulfonyl chloride (2.06 mL, 26.64 mmol) and triethylamine (6.12 mL, 43.94 mmol) were added. The reaction mixture was then warmed to r.t. and stirred for 3.5 h. The reaction was diluted with water and extracted with EtOAc (3 × 20 mL). The combined organics were washed with water (10 mL) and brine (10 mL), dried over Na₂SO₄ and concentrated *in vacuo*. The crude residue was purified by chromatography on SiO₂ eluting with Heptane/EtOAc (0-100%) to afford the title compound (480 mg, 36.8%) as an off-white solid.

[00286] Method B: LC-MS: m/z = 229.95 (M- ^tBu)⁺, RT = 1.37 min.

[00287] Step 2: Synthesis of 3-phenyl-8-azabicyclo[3.2.1]oct-2-ene hydrochloride

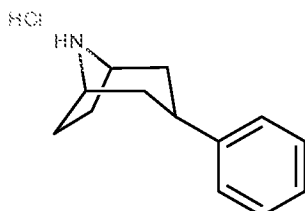


[00288] (EV-AQ7183-001)

[00289] To a solution of tert-butyl 3-phenyl-8-azabicyclo[3.2.1]oct-2-ene-8-carboxylate (EV-AQ7180-002, 97%, 480 mg, 1.63 mmol) in dioxane (3 mL) was added HCl in dioxane (4M, 2.04 mL, 8.16 mmol) and the mixture was stirred at r.t. for 4 h. The reaction mixture was concentrated *in vacuo* re-dissolved in DCM and concentrated again to afford the title compound (355 mg, 93.2%) as an off white powder.

[00290] Method B: LC-MS: m/z = 186.0 (M+H)⁺, RT = 0.79 min.

[00291] Step 3: Synthesis of 3-phenyl-8-azabicyclo[3.2.1]octane hydrochloride



[00292] (EV-AQ7185-002)

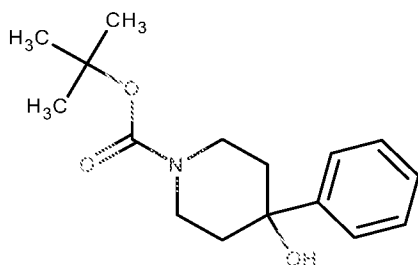
[00293] 3-phenyl-8-azabicyclo[3.2.1]oct-2-ene hydrochloride (EV-AQ7183-001, 355 mg, 1.92 mmol) was dissolved in MeOH: EtOAc (1:1, 45 mL) and subjected to H-cube hydrogenation (1 mL/min, 20 bar, 60 °C, controlled H₂ mode) over an Pd/C (10%) cat cart. The procedure was repeated at 40 bar, 60 °C and again at 60 bar, 60 °C. The reaction mixture

was concentrated *in vacuo* to afford the title compound (305 mg, 76%) as an off white powder.

[00294] Method B: LC-MS: $m/z = 188.0$ (M+H)⁺, RT = 0.74 mins.

[00295] Intermediate 23: Synthesis of 4-methoxy-4-phenylpiperidin-1-ium chloride EV-AQ8865-001

[00296] Step 1: Synthesis of tert-butyl-4-hydroxy-4-phenylpiperidine-1-carboxylate

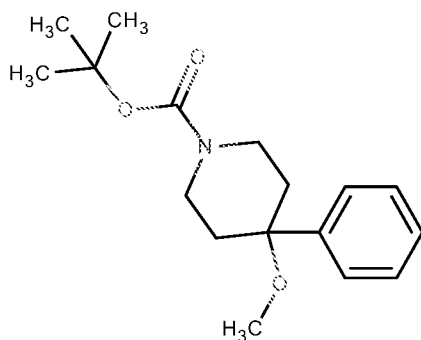


[00297]

[00298] A solution 1-Boc-4-piperidinone (1 g, 5.02 mmol) in THF (5 mL) was added dropwise to a solution of phenyllithium (1.8M in Bu₂O, 3.07 mL, 5.52 mmol) in THF (5 mL) at -78 °C. The reaction was warmed to r.t. and stirred for 4 h. The reaction was quenched by pouring onto ice water and extracted with EtOAc (2 × 25 mL). The combined organic extracts were dried over MgSO₄ and concentrated *in vacuo*. The crude residue was purified by chromatography on SiO₂, eluting with Heptane/EtOAc (gradient 100:0 – 20:80) to afford the title compound (1.095 g, 79%) as a yellow powder.

[00299] Method B: LC-MS: $m/z = 177.9$ (M-Boc)⁺, RT = 1.15 min.

[00300] Step 2: Synthesis of tert-butyl 4-methoxy-4-phenylpiperidine-1-carboxylate



[00301]

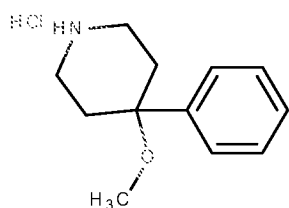
(EV-AQ8859-001)

[00302] To a stirred solution of 4-hydroxy-4-phenylpiperidine-1-carboxylic acid tert-butyl ester (1.08 g, 3.91 mmol) in dry THF (25 mL) was added NaH (60% in oil, 0.17 g, 4.30 mmol) and stirred for 1 h before methyl iodide (0.37 mL, 5.86 mmol) was added and stirred overnight. The mixture was retreated with NaH (60%, 0.17 g, 4.30 mmol), followed by

methyl iodide (0.37 mL, 5.86 mmol) and stirred overnight. The mixture was retreated for a third time with NaH (60%, 0.17 g, 4.30 mmol), followed by methyl iodide (0.37 mL, 5.86 mmol) and stirred for 4 h. Brine (40 mL) was added and the product extracted with EtOAc (2 × 50 mL). The combined organic extracts were dried over MgSO₄, concentrated *in vacuo* and purified by chromatography, eluting with Heptane/EtOAc (gradient 100:0 – 85:15) to afford the title compound (610 mg, 54%) as an off-white powder.

[00303] Method B: LC-MS: $m/z = 192.02$ (M-Boc)+, RT = 1.30 mins.

[00304] Step 3: Synthesis of 4-methoxy-4-phenylpiperidin-1-ium chloride



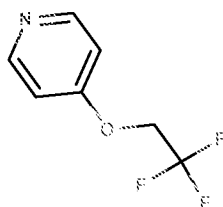
[00305] (EV-AQ8862-001)

[00306] 4-methoxy-4-phenylpiperidine-1-carboxylate (603 mg, 2.07 mmol) was dissolved in HCl in dioxane (4M, 6 mL, 24.0 mmol) and stirred at r.t. overnight. The reaction mixture was concentrated *in vacuo* and triturated with ether to afford the title compound (391 mg, 83%) as a colourless powder.

[00307] Method B: LC-MS: $m/z = 191.9$ (M+H)+, RT = 0.64 mins.

[00308] Intermediate 24: Synthesis of 4-(2,2,2-trifluoroethoxy) piperidine

[00309] Step 1: Synthesis of 4-(2,2,2-trifluoroethoxy)pyridine

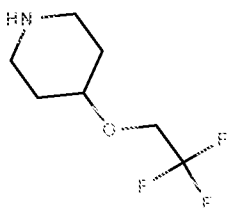


[00310] (EV-AQ7197-001)

[00311] To a solution of 2,2,2-trifluoroethanol (0.96 mL, 13.33 mmol) and NaH (60% in oil, 533.26 mg, 13.33 mmol) was added 4-chloropyridine hydrochloride (1 g, 6.67 mmol) in anhydrous DMSO (20 mL). The reaction mixture was stirred at 0 °C to r.t. overnight. Water (10 mL) was added and the product extracted with DCM (2 × 50 mL). The combined organic extracts were washed with water (10 mL) and brine (10 mL), dried over Na₂SO₄, filtered and concentrated *in vacuo* to afford the title compound (510 mg, 38.9%) as a tan gum.

[00312] Method B: LC-MS: $m/z = 178.0$ (M+H)⁺, RT = 0.31 min.

[00313] Step 2: Synthesis of 4-(2,2,2-trifluoroethoxy) piperidine

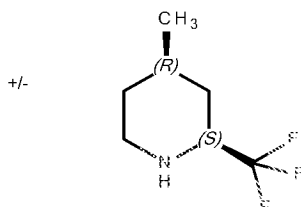


[00314] (EV-AS3700-001)

[00315] 4-(2,2,2-trifluoroethoxy)pyridine (EV-AQ7197-001, 510 mg, 2.88 mmol) was dissolved in EtOH: acetic acid (3:1, 60 mL) and subjected to H-cube hydrogenation (1ml/min, 90 bar, 80 °C) over a 5% Rh/C cat cart. The reaction mixture was concentrated *in vacuo* to afford the title compound (104 mg, 11.9%) as a tan gum.

[00316] Method B: LC-MS: $m/z = 184.0$ (M+H)⁺, RT = 0.21-0.33 min.

[00317] Intermediate 25: Synthesis of \pm (syn)-4-methyl-2-(trifluoromethyl)piperidine hydrochloride



[00318] (EV-AQ8830-001)

[00319] A solution of 4-methyl-2-(trifluoromethyl)pyridine (1 g, 6.21 mmol) in MeOH (20 ml) was treated with HCl (4M in dioxane, 1.9 mL), followed by platinum (iv) oxide (85 mg, 0.37 mmol) and the resultant suspension was hydrogenated in a pressure vessel at 50 psi and r.t. for 20 h. More platinum (iv) oxide (85 mg, 0.37 mmol) was added along with AcOH (10 ml) and the hydrogenation was continued for 20 h.

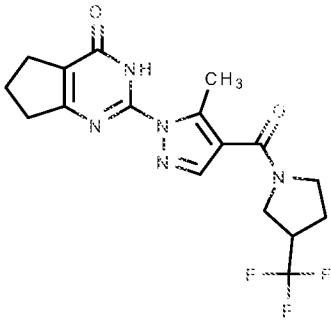
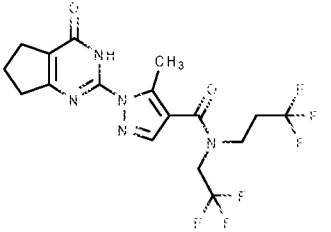
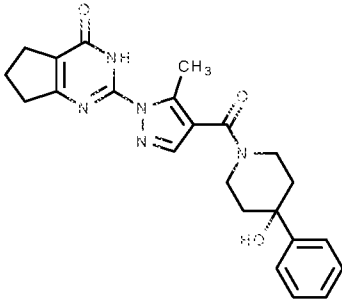
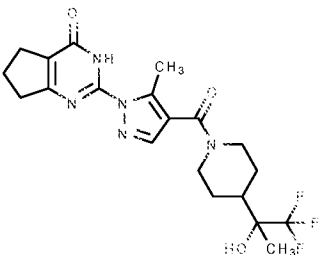
[00320] The catalyst was removed by filtration over Celite and the filtrate evaporated under vacuum, the residue was triturated with ether to provide the title compound (460 mg, 36%) as a white solid.

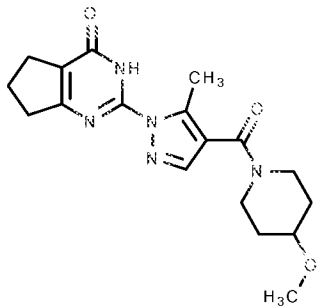
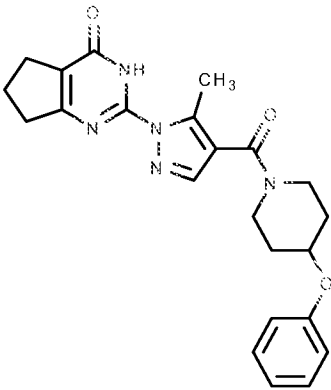
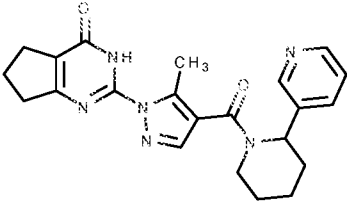
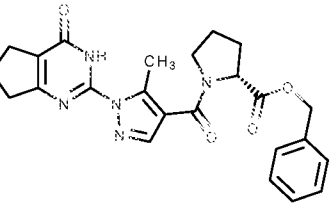
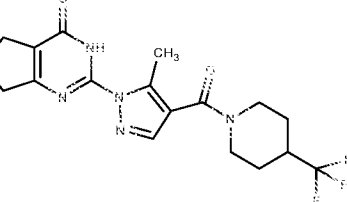
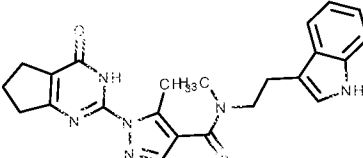
[00321] Method B: LC-MS $m/z = 167.95$ [M + H]⁺; RT = 0.18 min.

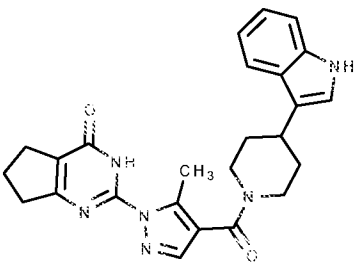
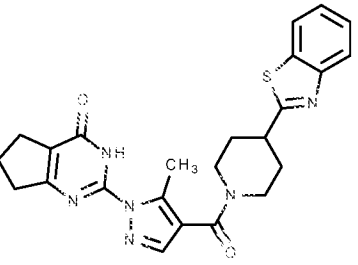
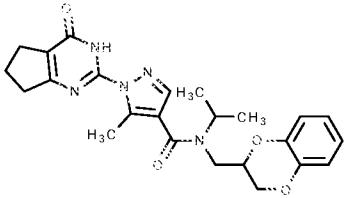
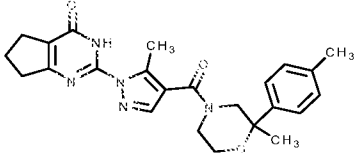
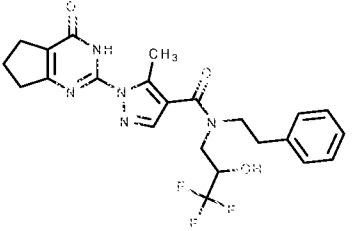
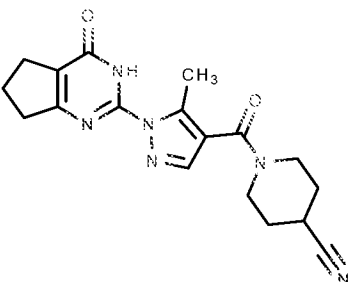
Examples 89-141

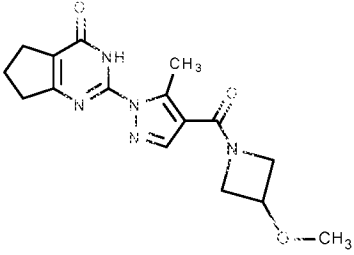
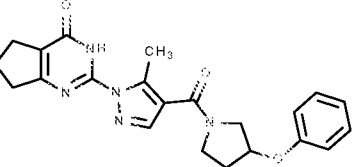
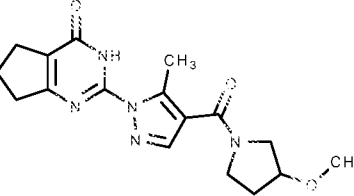
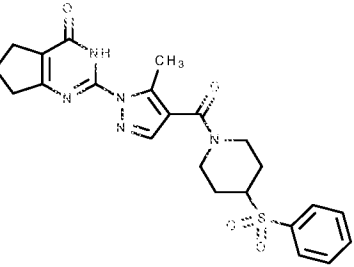
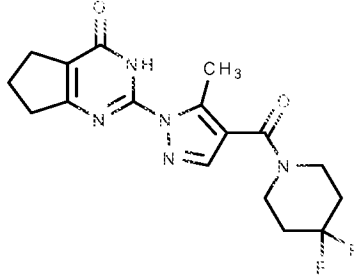
[00322] Examples in Table 8 were prepared using Method 1 reacting Intermediate 18 (5-methyl-1-{4-oxo-3H,4H,5H,6H,7H-cyclopenta[d]pyrimidin-2-yl}-1H-pyrazole-4-carboxylic acid) with the appropriate amine using the specified coupling reagent.

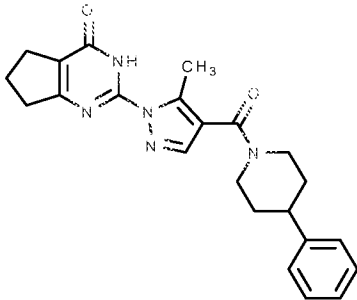
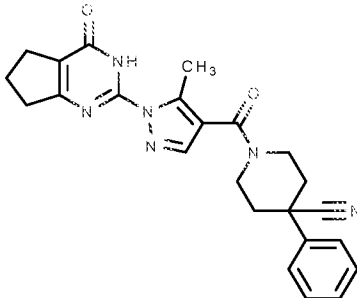
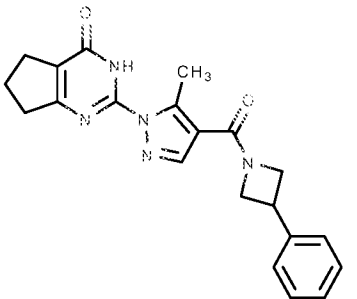
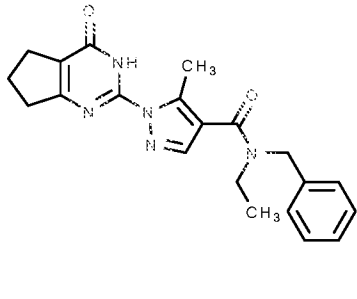
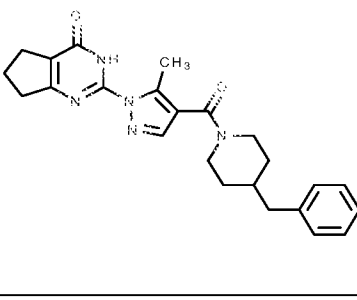
Table 8

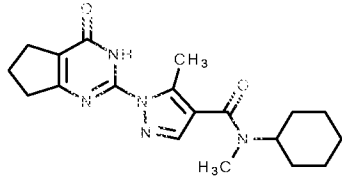
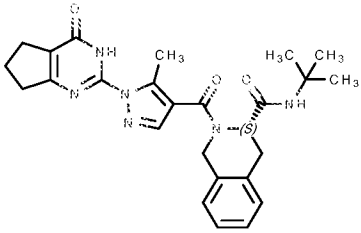
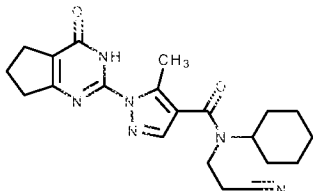
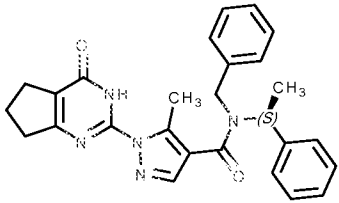
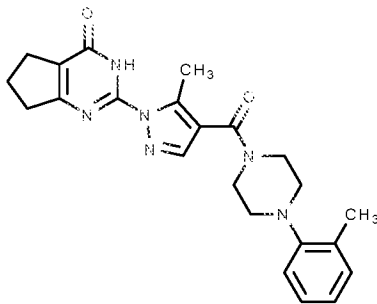
Example No	Ref. No.	LBN	Structure	LC-MS (RT) Method C	MS (M+H) Method C	Coupling Agent	Comments
89	Q-431	EV-AQ7102-002		2.55	382.2	T3P	
90	Q-435	EV-AQ7103-002		3.17	438.2	T3P, SOCl ₂	
91	Q-446	EV-AQ7126-004		2.47	420.2	T3P	
92	Q-449	EV-AQ7132-002		2.48	440.2	T3P	

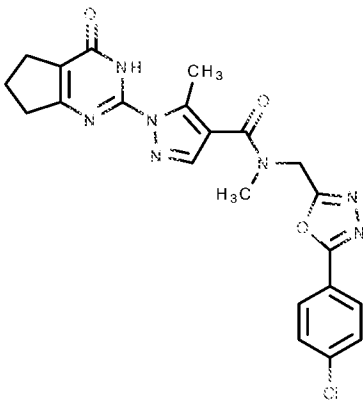
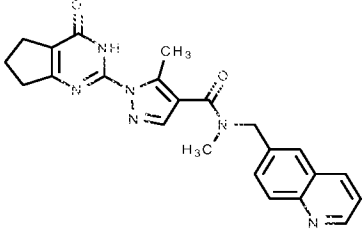
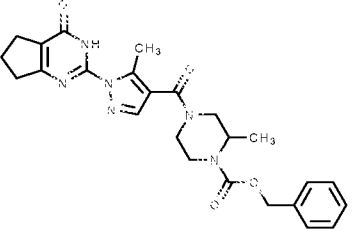
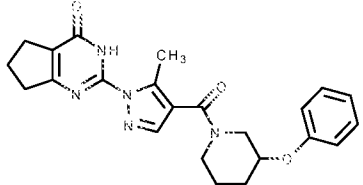
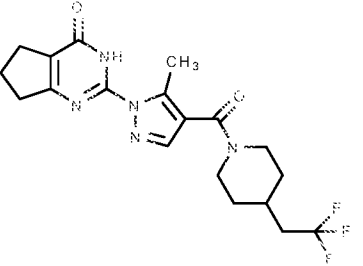
93	Q-461	EV-AQ7145-002		2.1	358.3	T3P	
94	Q-462	EV-AQ7146-002		3.13	420.2	T3P	
95	Q-505	EV-AQ7172-001		1.67	405.2	T3P	
96	Q-496	EV-AQ7172-002		3.03	448.1	T3P	
97	Q-418	EV-AQ8866-003		2.72	396.2	T3P	
98	Q-497	EV-AQ7172-003		2.63	417.2	T3P	

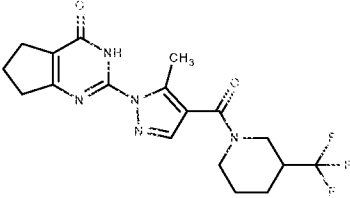
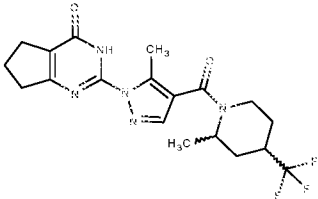
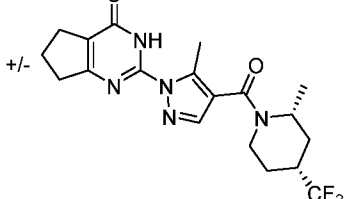
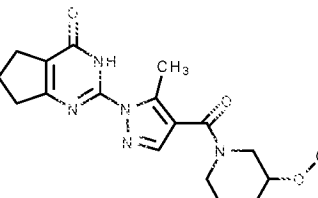
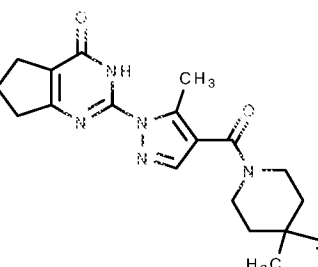
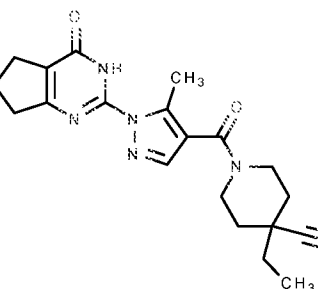
<p>99</p>	<p>Q-498</p>	<p>EV-AQ7172-004</p>		<p>3.06</p>	<p>443.2</p>	<p>T3P</p>	
<p>100</p>	<p>Q-499</p>	<p>EV-AQ7173-001</p>		<p>3.04</p>	<p>461.1</p>	<p>T3P</p>	
<p>101</p>	<p>Q-500</p>	<p>EV-AQ7173-002</p>		<p>3.45</p>	<p>450.2</p>	<p>T3P</p>	
<p>102</p>	<p>Q-501</p>	<p>EV-AQ7173-003</p>		<p>3.18</p>	<p>434.2</p>	<p>T3P</p>	
<p>103</p>	<p>Q-502</p>	<p>EV-AQ7176-001</p>		<p>3.14</p>	<p>476.1</p>	<p>T3P</p>	
<p>104</p>	<p>Q-464</p>	<p>EV-AQ8829-001</p>		<p>2.02</p>	<p>353.1</p>	<p>T3P</p>	

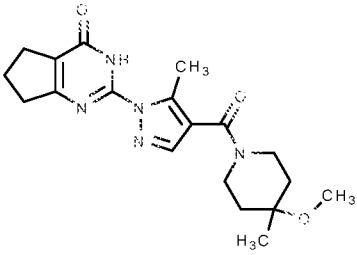
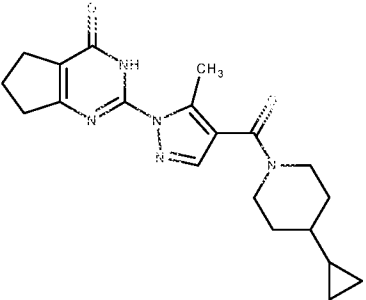
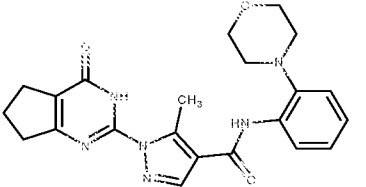
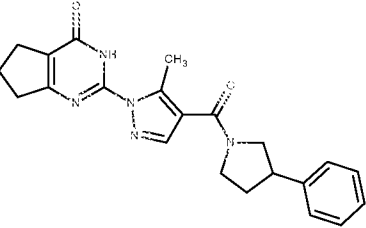
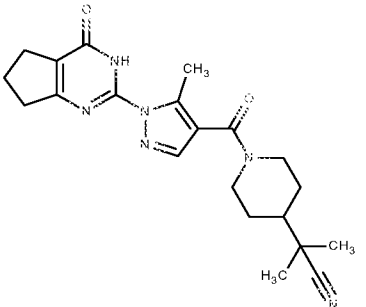
105	Q-470	EV-AQ8832-001		1.9	330.1	T3P	
106	Q-477	EV-AQ8837-001		2.86	406.2	T3P	
107	Q-478	EV-AQ8838-001		1.92	344.2	T3P	
108	Q-504	EV-AQ8853-001		2.5	468.1	T3P	
109	Q-424	EV-AQ0237-002		2.47	364.2	COMU	

110	Q-428	EV-AQ0241-002		3.22	404.2	T3P	
111	Q-473	EV-AR5330-002		2.98	429.2	T3P	
112	Q-479	EV-AR5333-002		2.83	376.2	T3P	
113	Q-490	EV-AR5335-002		3.00	378.2	T3P	
114	Q-491	EV-AR5343-002		3.46	418.2	T3P	

<p>115</p>	<p>Q-492</p>	<p>EV-AR5344-002</p>		<p>2.94</p>	<p>356.2</p>	<p>T3P</p>	
<p>116</p>	<p>Q-489</p>	<p>EV-AR5345-002</p>		<p>3.01</p>	<p>475.2</p>	<p>T3P</p>	
<p>117</p>	<p>Q-487</p>	<p>EV-AR5346-002</p>		<p>2.87</p>	<p>395.2</p>	<p>T3P</p>	
<p>118</p>	<p>Q-493</p>	<p>EV-AR5347-002</p>		<p>3.73</p>	<p>454.2</p>	<p>T3P</p>	
<p>119</p>	<p>Q-485</p>	<p>EV-AR5351-002</p>		<p>3.36</p>	<p>419.2</p>	<p>T3P</p>	

120	Q-486	EV-AR5352-002		2.9	466.1	T3P	
121	Q-506	EV-AR5357-002		1.68	415.1	T3P	
122	Q-507	EV-AR5363-002		2.97	477.2	T3P	
123	Q-468	EV-AQ3828-001		3.07	420.2	T3P	
124	Q-476	EV-AQ3831-001		2.93	410.2	T3P	

125	Q-450	EV-AN9592-005		2.85	396.2	T3P	
126	Q-423	EV-AQ3801-003		2.99 min, 18%, 3.02 min, 74%.	409.0	COMU	
127	Q-434	EV-AQ3808-002		3.02	409.0	T3P	
128	Q-482	EV-AQ3835-002		2.16	358.2	T3P	
129	Q-518	EV-AQ7198-001		367.2	2.23	T3P	
130	Q-519	EV-AQ7198-002		381.2	2.48	T3P	

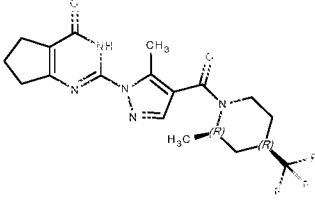
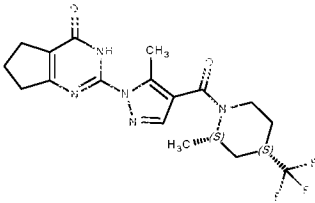
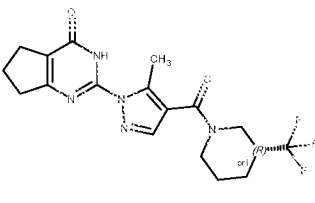
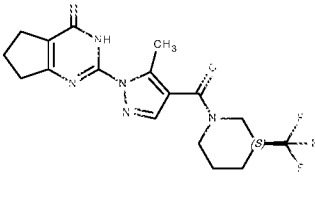
131	Q-520	EV-AQ7199-001		372.2	2.29	T3P	
132	Q-451	EV-AN9594-002		368.2	3.10	T3P	
133	Q-532	EV-AS5411-002		421.1	3.05	T3P	
134	Q-510	EV-AR7006-003		390.3	2.91	T3P	
135	Q-469	EV-AQ8831-001		395.2	2.52	T3P	Intermediat e 13

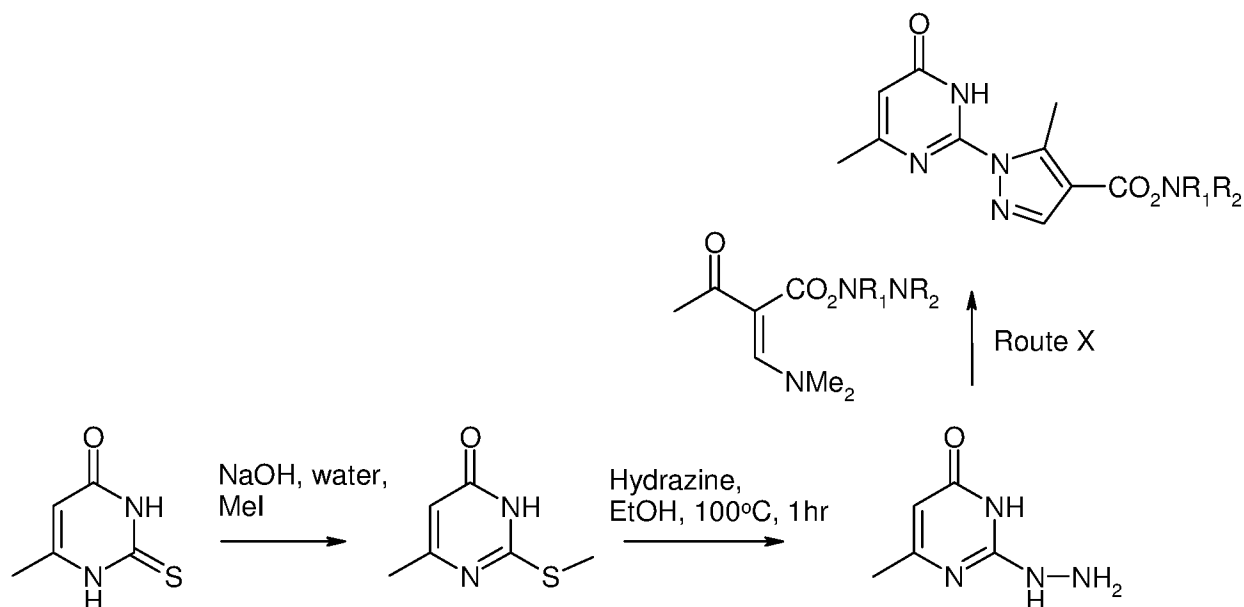
136	Q-514	EV-AQ8865-001		434.2	3.07	T3P	
137	Q-521	EV-AS3701-002		426.1	2.73	T3P	Intermediat e 24
138	Q-509	EV-AQ7187-002		446.2	2.56	T3P	Intermediat e 21
139	Q-513	EV-AQ7190-002		430.3	3.31	T3P	Intermediat e 22
140	Q-483	EV-AQ7163-003		434.2	2.63	SOCl2	Intermediat e 20
141	Q-480	EV-AR5334-002		410.1	3.36	SOCl2	Intermediat e 25

Examples 142-145

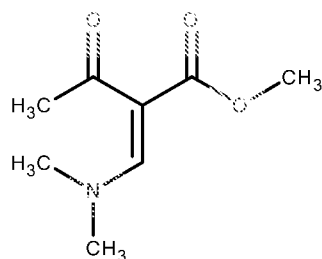
[00323] Examples in Table 9 were prepared by chiral separation of racemic compounds in Table 8. The stereochemistry was arbitrarily assigned.

Table 9

Example No	Ref. No.	LBN	Structure	LC-MS (RT) Method C	MS (M+H) ⁺ Method C	Column Retention* (min)	Separation method
142	Q-442	EV-AQ3808-004		3.01 94%	409.0	16.3 Method N	N
143	Q-459	EV-AQ3808-005		3.01 95%	409.0	21.3 Method N	N
144	Q-474	EV-AN9592-006		2.84	396.2	7.47 Method O	O
145	Q-475	EV-AN9592-007		2.84	396.2	12.48 Method O	O

Preparative Example 6 – Direct cyclisation of hydrazines

[00324] Intermediate 26: Preparation of methyl-2-[(dimethylamino)methylidene]-3-oxobutanoate

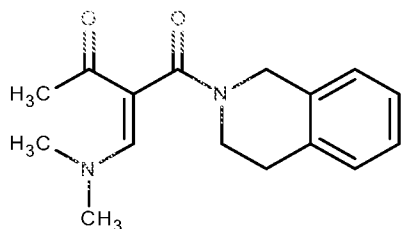


[00325] (EV-AL6988-001)

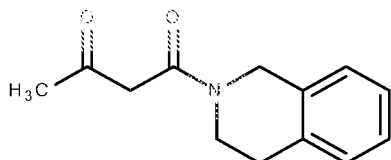
[00326] Methyl 3-oxobutanoate (40 g, 0.34 mol) and 1,1-dimethoxy-N,N-dimethylmethanamine (54.92 mL, 0.41 mol) were combined and stirred at 80 °C for 2 h. The reaction mixture was concentrated *in vacuo* and the resulting oil was dried for 24 h under vacuum to afford the title compound (56.53 g, 86.3%) as a dark red solid.

[00327] ^1H NMR (500 MHz, DMSO-*d*₆) δ 7.62 (s, 1H), 3.63 (s, 3H), 3.24 – 2.96 (m, 3H), 2.90 – 2.58 (m, 3H), 2.13 (s, 3H).

[00328] Intermediate 27: Preparation of 2-[(dimethylamino)methylidene]-1-(1,2,3,4-tetrahydroisoquinolin-2-yl)butane-1,3-dione (EV-AP2538-001)



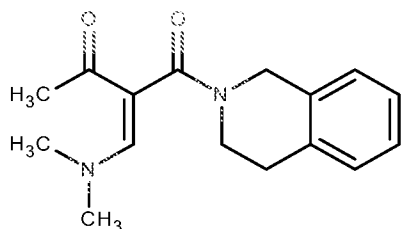
[00329]

[00330] Step 1: Synthesis of 1-(1,2,3,4-tetrahydroisoquinolin-2-yl)butane-1,3-dione

[00331]

(EV-AP2535-001)

[00332] To a solution of 1,2,3,4-tetrahydroisoquinoline (10.0 mL, 78.83 mmol) in toluene (80 mL) was added methyl 3-oxobutanoate (12.76 mL, 118.25 mmol) and triethylamine (13.19 mL, 94.6 mmol) and stirred at 105 °C for 15.5 hours. Water (15 mL) was added to the cooled reaction mixture and the organic phase was extracted. The organics were dried over Na₂SO₄, filtered and concentrated *in vacuo*. The crude residue was purified by chromatography on SiO₂, eluting with 0-100% EtOAc in heptane to afford the title compound (12.8 g, 70.2%) as viscous yellow oil.

[00333] Method A: LC-MS: m/z = 218.0 (M+H)⁺; RT = 1.03 min.[00334] Step 2: Synthesis of 2-[(dimethylamino)methylidene]-1-(1,2,3,4-tetrahydroisoquinolin-2-yl)butane-1,3-dione

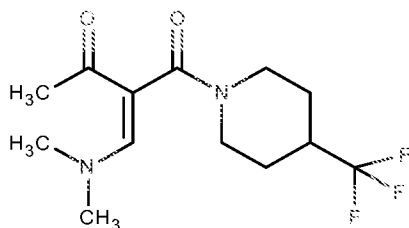
[00335]

(EV-AP2538-001)

[00336] 1-(1,2,3,4-tetrahydroisoquinolin-2-yl)butane-1,3-dione (EV-AP2535-001, 2 g, 9.21 mmol) and 1,1-dimethoxy-N,N-dimethylmethanamine (1.47 mL, 11.1 mmol) were combined and stirred at 80 °C for 15 h. The reaction mixture was concentrated *in vacuo* to afford the title compound (2.51 g, 96.1%) as a beige powder.

[00337] Method A: LC-MS: m/z = 273.0 (M+H)⁺; RT = 0.99 min.

[00338] Intermediate 28: Preparation of (2E)-2-[(dimethylamino)methylidene]-1-[4-(trifluoromethyl)piperidin-1-yl]butane-1,3-dione (EV-AP2553-001)

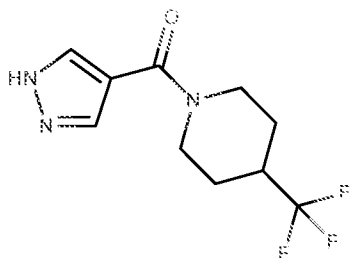


[00339]

[00340] The title compound was prepared in an analogous manner to intermediate EV-AP2535-001 starting with 4-trifluoromethylpiperidine hydrochloride (10.5g, 55.4 mm) to afford the title compound (13.4 g, 87%) as a dark orange powder.

[00341] Method A: LC-MS: $m/z = 293.0$ (M+H); RT = 0.97 min.

[00342] Intermediate 29: Preparation of 1-(1H-pyrazole-4-carbonyl)-4-(trifluoromethyl)piperidine (EV-AQ8818-001)



[00343]

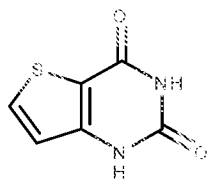
(EV-AQ8818-001)

[00344] To a stirred solution of 1H-pyrazole-4-carboxylic acid (1.0 g, 8.92 mmol) and DIPEA (5.4 mL, 31.2 mmol) in THF (15 mL) was added T3P (50% in EtOAc, 10.5 mL, 17.8 mmol) and stirred at r.t. for 5 mins. 4-(trifluoromethyl)piperidine hydrochloride (2.03 g, 10.7 mmol) was then added and the solution was stirred at r.t. overnight. The reaction mixture was cooled, partitioned between DCM (30 mL) and saturated NaHCO₃ solution (40 mL) and the aqueous fraction extracted with DCM (2 × 30 mL). The combined organic fractions were dried over MgSO₄ and the solvent removed *in vacuo*. The resulting oil was purified via chromatography on SiO₂ MeOH/DCM (gradient 100:0 - 90:10) to afford the title compound (673 mg, 61%) as a yellow powder.

[00345] Method A: LC-MS $m/z = 248.0$ [M + H]⁺; RT = 0.98 min.

[00346] Intermediate 30: Preparation of Synthesis of 6-chloro-2-hydrazinyl-3H,4H-thieno[3,2-d]pyrimidin-4-one

[00347] Step 1: Synthesis of methyl 1H,2H,3H,4H-thieno[3,2-d]pyrimidine-2,4-dione

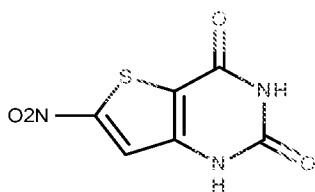


[00348] (EV-AP2346-001)

[00349] A mixture of methyl 3-aminothiophene-2-carboxylate (3.5 g, 22.3 mmol) and urea (8.75 mL, 144.7 mmol) was heated at 180 °C for 5 h. The mixture was cooled to ~90 °C and water (40 mL) was added. The mixture was stirred at r.t. overnight and the resulting precipitate isolated *via* filtration to afford the title compound (3.66 mg, 98%) as an off-white powder.

[00350] Method A: LC-MS $m/z = 214.0 [M + H]^+$; RT = 0.79 min.

[00351] Step 2: Synthesis of 6-nitro-1H,2H,3H,4H-thieno[3,2-d]pyrimidine-2,4-dione

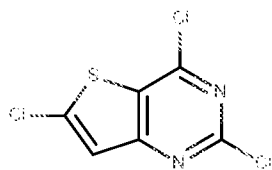


[00352] (EV-AP2349-001)

[00353] 1H,2H,3H,4H-thieno[3,2-d]pyrimidine-2,4-dione (EV-AP2346-001, 3.65 g, 21.7 mmol) was added portion wise to a stirred solution of fuming HNO₃ (12 mL) and H₂SO₄ (95%, 12 mL) at 0 °C. The reaction was warmed to r.t. and stirred for 1 h. The precipitated solid was collected *via* filtration to afford the title compound (1.28 g, 28%) as an orange powder.

[00354] Method A: LC-MS $m/z = 214.0 [M + H]^+$; RT = 0.79 min.

[00355] Step 3: Synthesis of 2,4,6-trichlorothieno[3,2-d]pyrimidine



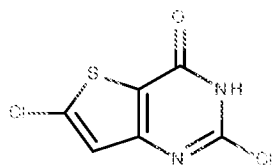
[00356] (EV-AP2352-001)

[00357] A stirred suspension of 6-nitro-1H,2H,3H,4H-thieno[3,2-d]pyrimidine-2,4-dione (EV-AP2349-001, 1.2 g, 21.7 mmol) in phenylphosphonic dichloride (5 mL, 35.3 mmol) was stirred at 180 °C for 4 h. The mixture was cooled to ~100 °C and transferred slowly onto vigorously stirred ice/water (40 mL). The resulting suspension was stirred at r.t. for 30 mins

and was then extracted with DCM (2 × 40 mL). The combined organic fractions were dried over Na₂SO₄, concentrated *in vacuo*, and purified *via* chromatography on SiO₂ (0:100-10:90 MeOH-DCM) followed by further chromatography on SiO₂ (0:100-50:50 EtOAc-heptane) to yield the title compound (752 mg, 55%) as a colourless powder.

[00358] Method A: LC-MS m/z = 240.7 [M + H]⁺; RT = 1.43 min.

[00359] Step 4: Synthesis of 2,6-dichloro-3H,4H-thieno[3,2-d]pyrimidin-4-one

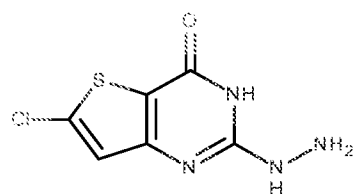


[00360] (EV-AP2354-001)

[00361] To a stirred solution of 2,4,6-trichlorothieno[3,2-d]pyrimidine (EV-AP2352-001, 749 mg, 3.13 mmol) in THF (12 mL) was added 1M aq NaOH solution (16 mL, 16 mmol) and stirred at r.t. overnight. The solution was acidified to pH ~5 with 5M aq HCl solution and the resulting precipitate isolated *via* filtration to afford the title compound (400 mg, 58%) as a colourless powder.

[00362] Method A: LC-MS m/z = 220.8 [M + H]⁺; RT = 1.02 min.

[00363] Step 5: Synthesis of 6-chloro-2-hydrazinyl-3H,4H-thieno[3,2-d]pyrimidin-4-one



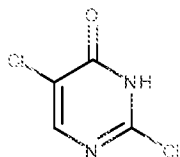
[00364] (EV-AP2359-001)

[00365] To a stirred solution of 2,6-dichloro-3H,4H-thieno[3,2-d]pyrimidin-4-one (EV-AP2354-001, 361 mg, 1.63 mmol) in ethanol (5 mL) was added hydrazine hydrate (199 μL, 4.08 mmol) and stirred at 80 °C overnight. The reaction mixture was cooled, the precipitate was collected *via* filtration and the solid washed with water to afford the title compound (247 mg, 70%) as a yellow powder.

[00366] Method A: LC-MS m/z = 216.9 [M + H]⁺; RT = 0.74 min.

[00367] Intermediate 31: Preparation of 5-chloro-2-hydrazinyl-3,4-dihydropyrimidin-4-one

[00368] Step 1: Synthesis of 5-chloro-2-hydrazinyl-3,4-dihydropyrimidin-4-one

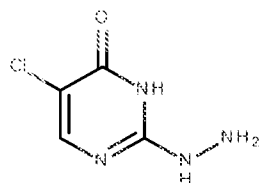


[00369] (EV-AP2350-001)

[00370] To a solution of 2,4,5-trichloropyrimidine (5.00 g, 27.3 mmol) in THF (12 mL) was added 1M aq NaOH (35.4 mL, 35.4 mmol) and stirred at r.t. for 3 days. The solution was acidified to pH ~5 with 5M aq HCl and extracted with DCM (2 × 40 mL). The combined organic fractions were dried over Na₂SO₄, concentrated *in vacuo* and triturated with 1:4 DCM-heptane to afford the title compound (2.33 g, 52%) as an orange powder.

[00371] Method A: LC-MS $m/z = 164.8 [M + H]^+$; RT = 0.38 min.

[00372] Step 2: Synthesis of 5-chloro-2-hydrazinyl-3,4-dihydropyrimidin-4-one



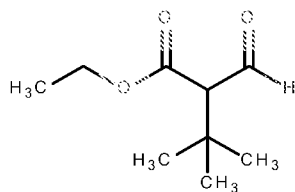
[00373] (EV-AP2357-001)

[00374] To a solution of 2,5-dichloro-3,4-dihydropyrimidin-4-one (EV-AP2350-001, 200 mg, 1.21 mmol) in ethanol (3 mL) was added hydrazine hydrate (148 μL, 3.03 mmol) and stirred at 50 °C overnight. The reaction mixture was cooled to r.t. and the resulting precipitate isolated *via* filtration to afford the title compound (88 mg, 45%) as an off-white powder.

[00375] Method A: LC-MS $m/z = 160.9 [M + H]^+$; RT = 0.17 min.

[00376] Intermediate 32: Preparation of 5-tert-butyl-2-hydrazinyl-3,4-dihydropyrimidin-4-one

[00377] Step 1: Synthesis of ethyl 2-formyl-3,3-dimethylbutanoate.



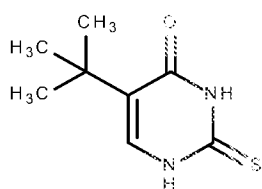
[00378] (EV-AO7549-002)

[00379] To a solution of ethyl 3,3-dimethylbutanoate (5.814 ml, 34.67 mmol) and ethyl formate (8.366 ml, 104.01 mmol) in DCM (60 ml) at 0 °C under nitrogen was added TiCl₄ (52.01 ml, 52.01 mmol) and Et₃N (11.61 mL, 83.21 mmol) and stirred at 0 °C – r.t. overnight.

To the reaction mixture was added water, which was then extracted with DCM (2 × 50 ml). The combined organic extracts were washed with brine, dried over Na₂SO₄, concentrated *in vacuo* and purified *via* column chromatography (100:0 - 0:100 Heptane-EtOAc) to afford the title compound (2.72 mg, 42%) as a free flowing orange oil.

[00380] ¹H NMR (500 MHz, DMSO-d₆) δ 9.74 (d, J = 3.6 Hz, 1H), 4.21 – 4.10 (m, 2H), 3.07 (d, J = 3.6 Hz, 1H), 1.21 (t, J = 7.1 Hz, 3H), 1.07 (s, 9H).

[00381] Step 2: Synthesis of 5-tert-butyl-2-(methylsulfanyl)-3,4,5,6-tetrahydropyrimidin-4-one

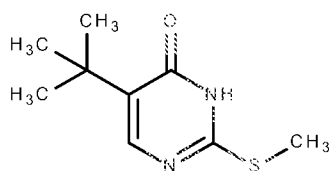


[00382] (EV-AO7576-001)

[00383] To a solution of ethyl 2-formyl-3,3-dimethylbutanoate (EV-AO7549-002, 92%, 100 mg, 0.534 mmol) in water (2 ml) was added 1M aq NaOH solution (534 μl, 0.534 mmol) and thiourea (122 mg, 1.603 mmol) and stirred at 100 °C for 1 h. The reaction mixture was allowed to cool to r.t. and acidified to pH 2-3 using 1M aq HCl solution to afford a white precipitate. The reaction mixture was filtered, washing with MeCN, to afford the title compound (72 mg, 73%) as a pearly white solid.

[00384] Method A: LC-MS m/z = 184.9 [M + H]⁺; RT = 0.93 min.

[00385] Step 3: Synthesis of 3,6-dimethyl-2-(methylsulfanyl)-3,4-dihydropyrimidin-4-one

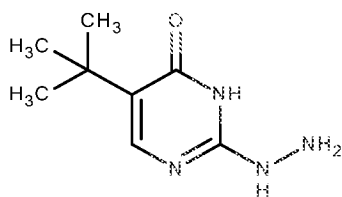


[00386] (EV-AO7579-001)

[00387] To water (20 ml) was added NaOH (97%, 286 mg, 6.925 mmol). After the sodium hydroxide had dissolved 5-tert-butyl-2-sulfanylidene-1,2,3,4-tetrahydropyrimidin-4-one (EV-AO7576-001, 1.16 g, 6.295 mmol) was added and the mixture stirred until dissolved. Iodomethane (435 μl, 6.925 mmol) was added dropwise and the mixture stirred at r.t. overnight. The solid was filtered and washed with ice cold water (2 × 10 ml) to afford the title compound (686 mg, 54%) as an off white solid.

[00388] Method A: LC-MS m/z = 198.9 [M + H]⁺; RT = 1.09 min.

[00389] Step 4: Synthesis of 5-tert-butyl-2-hydrazinyl-3,4-dihydropyrimidin-4-one

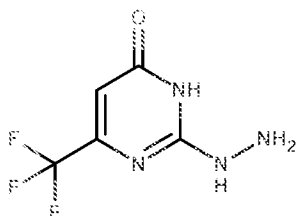


[00390] (EV-AO7581-001)

[00391] To a solution of 5-tert-butyl-2-(methylsulfanyl)-3,4-dihydropyrimidin-4-one (EV-AO7579-001, 600 mg, 3.026 mmol) in pyridine (5 ml) was added hydrazine hydrate (1.47 ml, 30.26 mmol) and stirred at 100 °C overnight. The reaction mixture was concentrated *in vacuo* and triturated using Et₂O to afford the title compound (331 mg, 60%) as an off white powder.

[00392] Method A: LC-MS $m/z = 183.0 [M + H]^+$; RT = 0.40 min.

[00393] Intermediate 33: Preparation of 2-hydrazinyl-6-(trifluoromethyl)-3,4-dihydropyrimidin-4-one (EV-AO7596-001)



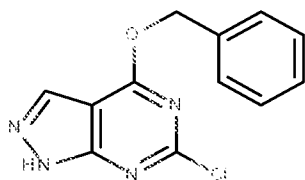
[00394]

[00395] 2-hydrazinyl-6-(trifluoromethyl)-3,4-dihydropyrimidin-4-one was prepared by an analogous route to Intermediate 32 substituting with 2-sulfanylidene-6-(trifluoromethyl)-1,2,3,4-tetrahydropyrimidin-4-one, which afforded the title compound (212 mg, 31%) as an off white powder.

[00396] Method A: LC-MS $m/z = 194.9 [M + H]^+$; RT = 0.52 min.

[00397] Intermediate 34: Preparation of 6-hydrazinyl-1H,4H,5H-pyrazolo[3,4-d]pyrimidin-4-one (EV-AQ7120-001)

[00398] Step 1: Synthesis of 4-(benzyloxy)-6-chloro-1H-pyrazolo[3,4-d]pyrimidine

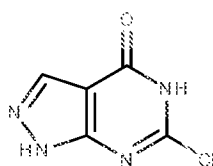


[00399] (EV-AQ7113-003)

[00400] To a solution of benzyl alcohol (0.19 mL, 1.85 mmol) in dioxane (3 mL) at 0 °C was added potassium t-butoxide (436.38 mg, 3.89 mmol) followed by 4,6-dichloro-1H-pyrazolo[3,4-d]pyrimidine (350 mg, 1.85 mmol). The reaction mixture was warmed to r.t. over 15 mins and then stirred for 21 h. The reaction mixture was quenched by the addition of sat aq NH₄Cl solution (2 mL) and extracted with EtOAc (2 × 5 mL). The combined organic fractions were dried over Na₂SO₄, filtered and concentrated *in vacuo*. The crude material was purified by chromatography on SiO₂, eluting with 0-50% EtOAc in heptane to afford the title compound (325 mg, 41.1%) as a white solid.

[00401] Method A: LC-MS: m/z = +261.0, 262.9 (M+H)⁺; RT = 1.28 min.

[00402] Step 2: Synthesis of 6-chloro-1H,4H,5H-pyrazolo[3,4-d]pyrimidin-4-one

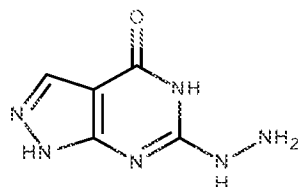


[00403] (EV-AQ7115-001)

[00404] To a solution of 4-(benzyloxy)-6-chloro-1H-pyrazolo[3,4-d]pyrimidine (EV-AQ7113-003, 61%, 325 mg, 0.76 mmol) in THF (2.5 mL) was added 4M HCl in dioxane (1.9 mL) and stirred at r.t. for 1.5 h. Conc. HCl (2.5 mL) was then added and the reaction stirred for a further 2 h. The resulting precipitate was collected and dried under vacuum filtration to afford the title compound (128 mg, 98.7%) as a white powder.

[00405] Method A: LC-MS: m/z = +170.9, 172.8 (M+H)⁺; RT = 0.20

[00406] Step 3: Synthesis of 6-hydrazinyl-1H,4H,5H-pyrazolo[3,4-d]pyrimidin-4-one



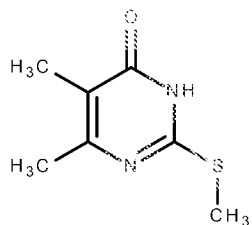
[00407] (EV-AQ7120-001)

[00408] To a solution of 6-chloro-1H,4H,5H-pyrazolo[3,4-d]pyrimidin-4-one (EV-AQ7115-001, 128 mg, 0.75 mmol) in ethanol (2 mL) was added hydrazine hydrate (0.18 mL, 3.75 mmol). The reaction vessel was sealed and the reaction mixture irradiated in the microwave at 100 °C for 30 mins. The reaction mixture was cooled and the resulting precipitate was collected and dried under vacuum to afford the title compound (90 mg, 72.2%) as a white powder.

[00409] Method A: LC-MS: $m/z = +166.9 (M+H)^+$; RT = 0.17 min.

[00410] Intermediate 35: Preparation of 2-hydrazinyl-5,6-dimethyl-3,4-dihydropyrimidin-4-one (EV-AP2534-001)

[00411] Step 1: Synthesis of 5,6-dimethyl-2-(methylsulfanyl)-3,4-dihydropyrimidin-4-one

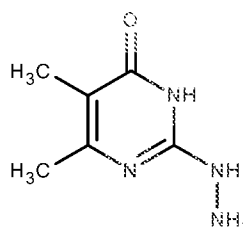


[00412] (EV-AB8059-001)

[00413] To a suspension of 5,6-dimethyl-2-sulfanylidene-1,2,3,4-tetrahydropyrimidin-4-one (2 g, 12.8 mmol) in water (15 mL) was added sodium hydroxide (527.47 mg, 13.19 mmol) followed by iodomethane (1 mL, 16 mmol) and stirred at r.t. overnight. The reaction mixture was cooled to 5 °C and the resulting precipitate was collected by vacuum filtration. The solid was washed with water and dried under vacuum at 40 °C to afford the title compound (1.67 g, 76%) as a white powder.

[00414] Method A: LC-MS $m/z = 170.9 [M + H]^+$; RT = 0.83 min.

[00415] Step 2: Synthesis of 2-hydrazinyl-5,6-dimethyl-3,4-dihydropyrimidin-4-one

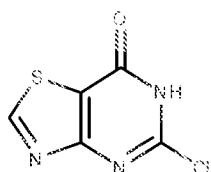


[00416] (EV-AP2534-001)

[00417] To 5,6-dimethyl-2-(methylsulfanyl)-3,4-dihydropyrimidin-4-one (EV-AB8059-001, 1 g, 5.87 mmol) was added hydrazine hydrate (1.43 mL, 29.37 mmol) and stirred at 100 °C for 1.5 h. The reaction was then allowed to stand at r.t. over the weekend. A further portion of hydrazine hydrate (1.43 mL, 29.37 mmol) was added and stirred at 100 °C for 1 h. The reaction mixture was cooled to r.t. and ice cold methanol (3 mL) was added. The resultant precipitate was collected by vacuum filtration and washed with more ice cold methanol (5 mL). The solid was dried further under vacuum to afford the title compound (618 mg, 68.2%) as a white powder.

[00418] Method A: LC-MS $m/z = 154.9 [M + H]^+$; RT = 0.17 min.

[00419] Intermediate 36: Preparation of 5-chloro-6H,7H-[1,3]thiazolo[4,5-d]pyrimidin-7-one (EV-AQ0249-001)



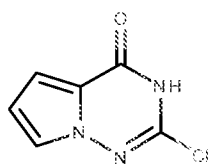
[00420]

[00421] EV-AQ0249-001 was synthesized in an analogous method to the synthesis of EV-AQ0263-001, affording the title compound (190mg, 56%) as a yellow powder.

[00422] Method A: LC-MS $m/z = 187.85 [M + H]^+$; RT = 0.37 min.

[00423] Intermediate 37a: Synthesis of 2-hydrazinyl-3H,4H-pyrrolo[2,1-f][1,2,4]triazin-4-one

[00424] Step 1: Synthesis of 2-chloro-3H,4H-pyrrolo[2,1-f][1,2,4]triazin-4-one.



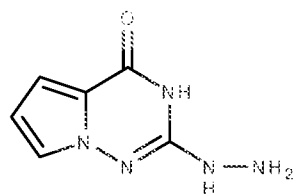
[00425] EV-AQ3861

[00426] To a solution of 2,4-dichloropyrrolo[2,1-f][1,2,4]triazine (2 g, 10.6 mmol) in THF (100 ml) was added sodium hydroxide (5M, 10.64 ml, 53.2 mmol) and the reaction mixture was stirred at room temperature for 16 hours and at 50 °C for 4 hours.

[00427] The yellow solution was cooled to room temperature and concentrated *in vacuo* and acidified (pH 3-4, 2M HCl). The resultant precipitate was collected by filtration, washed with water followed by ether, to afford the title compound (1.79 g, 99%) as a pale yellow powder after drying under vacuum.

[00428] Method B: LC-MS $m/z = 160.0 [M + H]^+$; RT = 0.79 min.

[00429] Step 2: Synthesis of 2-hydrazinyl-3H,4H-pyrrolo[2,1-f][1,2,4]triazin-4-one



[00430] EV-AQ3863-001

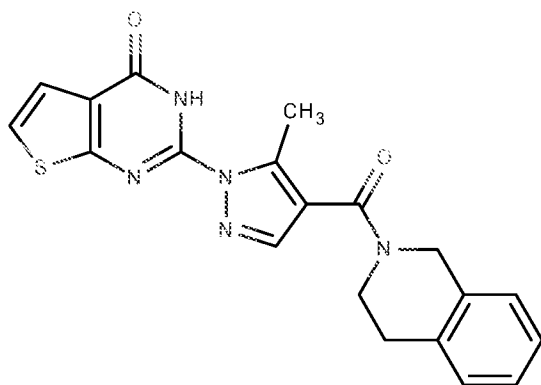
[00431] Hydrazine hydrate (43.04 μ l, 0.88 mmol) was added to a stirred solution of 2-chloro-3H,4H-pyrrolo[2,1-f][1,2,4]triazin-4-one (100 mg, 0.59 mmol) in EtOH (2 ml) and the reaction was stirred at room temperature for 18 hours before the suspension was heated at 80 °C for 40 hours.

[00432] More hydrazine hydrate (43.04 μ l, 0.88 mmol) was added and the reaction mixture was heated at 80 °C for 16 hours

[00433] The yellow suspension was cooled to 4 °C, the solid was collected by filtration, washed with cold water (~0.5 ml) and dried under vacuum to provide the title compound (64 mg, 65%) as a yellow solid.

[00434] Method B: LC-MS m/z = 166.9 [M + H]⁺; RT = 0.20 min.

[00435] Preparation of 2-[5-methyl-4-(1,2,3,4-tetrahydroisoquinoline-2-carbonyl)-1H-pyrazol-1-yl]-3H,4H-thieno[2,3-d]pyrimidin-4-one



[00436] Q-382 (EV-AP2544-001)

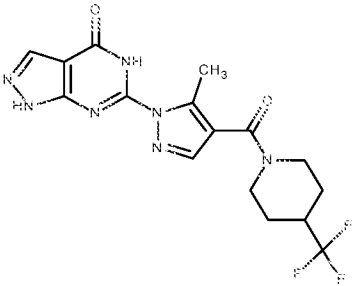
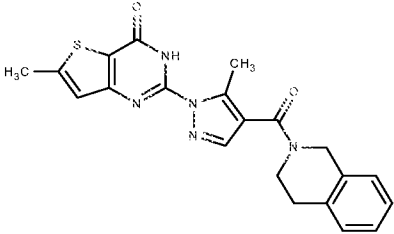
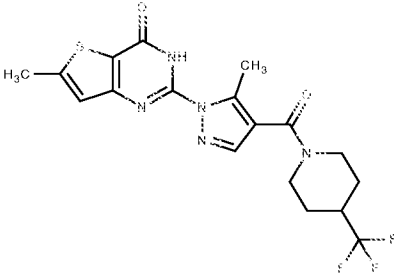
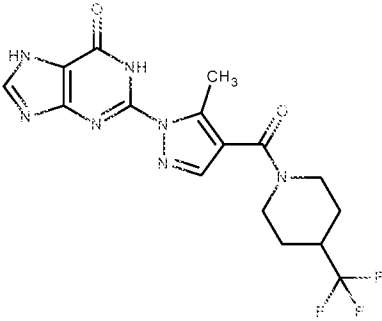
[00437] To a solution of 2-hydrazinyl-3H,4H-thieno[2,3-d]pyrimidin-4-one (formed in an analogous manner to Intermediate 4) (EV-AP2372-001, 120 mg, 0.66 mmol) in ethanol (3 mL) was added 2-[(dimethylamino)methylidene]-1-(1,2,3,4-tetrahydroisoquinolin-2-yl)butane-1,3-dione (Intermediate 27, 90%, 199.3 mg, 0.66 mmol) followed by acetic acid (0.13 mL, 2.31 mmol). The vessel was sealed and the reaction mixture stirred at r.t. for 5 mins and then heated at 80 °C for 5 h. The reaction mixture was concentrated *in vacuo*. The crude residue was purified by chromatography on SiO₂ eluting with 0-10% methanol in DCM. The material was purified further by PREP-HPLC (Method G) to afford the title compound (20.9 mg, 8.1%) as an off white powder.

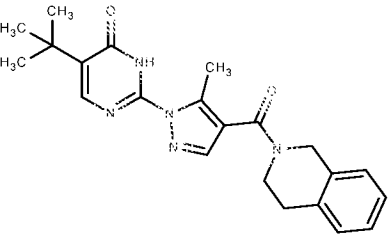
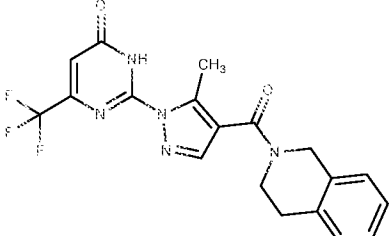
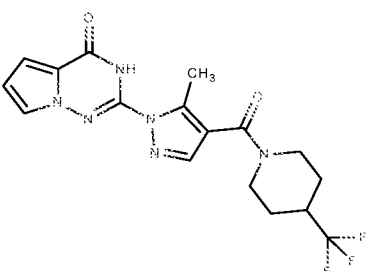
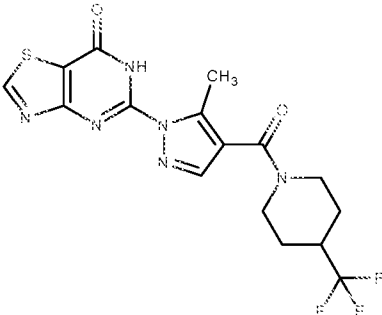
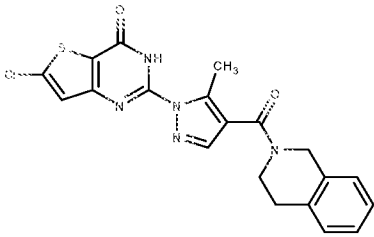
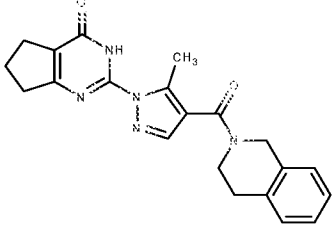
[00438] Method C: LC-MS m/z = 392.1 [M + H]⁺; RT = 3.12 min.

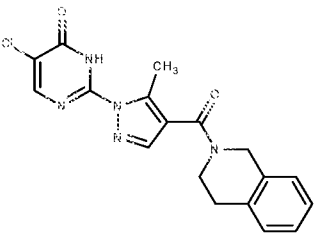
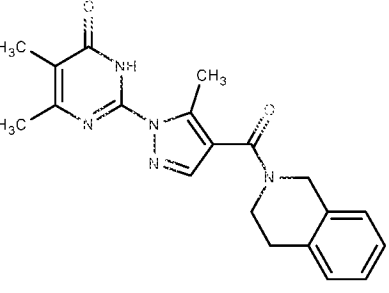
Examples 146-156 and 157a

[00439] The examples in Table 10 were synthesized by cyclizing the corresponding hydrazine intermediate with either intermediate 27 or intermediate 28 using the procedure described in example 1.

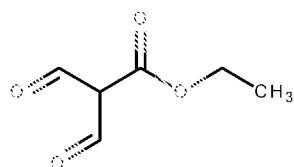
Table 10

Example No	Ref. No.	LBN	Structure	LC-MS (RT) Method C	MS (M+H) ⁺ Method C	Comments
146	Q-438	EV-AQ7122-002		2.19	396.2	Intermediate 34
147	Q-407	EV-AQ0209-002		3.25	406.2	
148	Q-409	EV-AQ0218-002		3.14	426.2	
149	Q-448	EV-AQ0295-002		2.02	396.2	

150	Q-384	EV-AO7582-002		3.55	391.5	Intermediate 32
151	Q-393	EV-AO7599-002		3.29	404.2	Intermediate 33
152	Q-533	EV-AQ3864-005		2.80	394.0	Intermediate 37a
153	Q-433	EV-AQ0254-002		2.53	412.1	Intermediate 36
154	Q-394	EV-AP2362-001		3.56	426.1	Intermediate 30
155	Q-396	EV-AP2556-002		2.89	376.2	Intermediate 17

156	Q-387	EV-AP2358-001		2.75	370.1	Intermediate 31
157a	Q-381	EV-AP2539-002		2.81	364.2	Intermediate 35

[00440] Intermediate 37b: Synthesis of ethyl 2-formyl-3-oxopropanoate EV-AQ8817-001



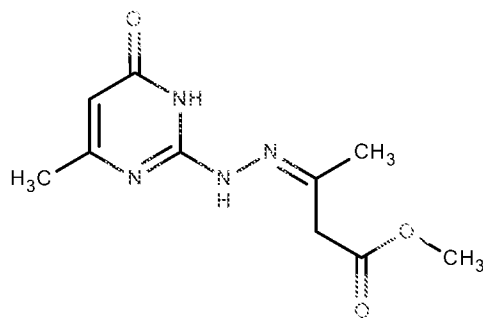
[00441] (EV-AQ8817-001)

[00442] To a stirred suspension of sodium hydride (60%, 1.68 g, 42.1 mmol) in THF (20 mL) was added ethyl formate (8.5 mL, 105.7 mmol). The solution was cooled to 0 °C and a solution of ethyl 3,3-diethoxypropanoate (4 g, 21.0 mmol) in THF (10 mL) was added dropwise over 30 mins and the reaction mixture stirred at r.t. overnight. 2M aq HCl (30 mL) was added under whilst cooling with ice and the reaction stirred at r.t. for 30 mins. The reaction mixture was extracted with diethyl ether (2 × 50 mL) and the combined organic extracts were dried over MgSO₄ and concentrated *in vacuo* to afford the title compound (3.02 g, 99.7%) as an amber liquid.

[00443] ¹H NMR (250 MHz, Chloroform-d) δ 9.13 (s, 2H), 4.29 (q, J = 7.1 Hz, 2H), 1.37 – 1.28 (m, 3H).

Example 158a – Preparation of 6-methyl-2-[5-methyl-3-(1,2,3,4-tetrahydroisoquinoline-2-carbonyl)-1H-pyrazol-1-yl]-3,4-dihydropyrimidin-4-one Q-432 (EV-AQ0253-002)

[00444] Step 1: Synthesis of methyl 3-[2-(4-methyl-6-oxo-1,6-dihydropyrimidin-2-yl)hydrazin-1-ylidene]butanoate



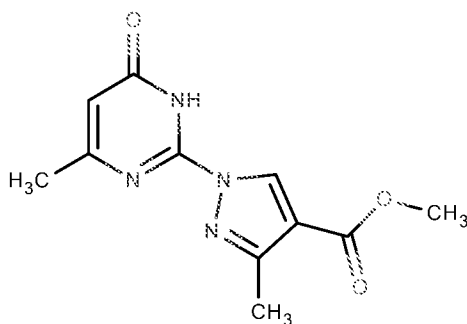
[00445]

(EV-AQ3804-001)

[00446] A solution of 2-hydrazinyl-6-methyl-3,4-dihydropyrimidin-4-one (Intermediate 1, EV-AO5744-001, 826 mg, 5.89 mmol) and methyl 3-oxobutanoate (763 μ l, 7.07 mmol) in EtOH (20 ml) was heated at reflux for 3 h. The reaction mixture was cooled to r.t., concentrated *in vacuo* and triturated with EtOH, washing with EtOH followed by Et₂O, to afford the title compound (886 mg, 63%) as a pink solid.

[00447] Method A: LC-MS $m/z = 239.00$ [M + H]⁺; RT = 0.71 min.

[00448] Step 2: Synthesis of methyl 3-methyl-1-(4-methyl-6-oxo-1,6-dihydropyrimidin-2-yl)-1H-pyrazole-4-carboxylate



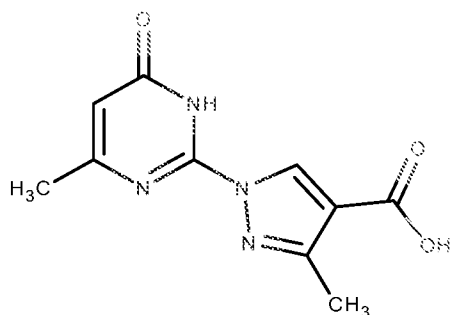
[00449]

(EV-AQ3806-002)

[00450] A solution of methyl 3-[2-(4-methyl-6-oxo-1,6-dihydropyrimidin-2-yl)hydrazin-1-ylidene]butanoate (EV-AQ3804-001, 300 mg, 1.26 mmol) in anhydrous DMF (4 ml) at 0 °C was treated dropwise with phosphoric trichloride (352 μ l, 3.78 mmol) and stirred at 0 °C for 2 h. The reaction mixture was quenched by the addition of water (1 ml), poured onto crushed ice and left to stand for 30 mins. The solution was neutralised with 1M aq NaOH solution and then concentrated *in vacuo*. The residue was dissolved in water (20 ml) and extracted with EtOAc (3 \times 50 ml). The organic extracts were washed with brine, dried over magnesium sulfate, concentrated *in vacuo* and triturated using Et₂O to afford methyl 3-methyl-1-(4-methyl-6-oxo-1,6-dihydropyrimidin-2-yl)-1H-pyrazole-4-carboxylate (119 mg, 38%) as a pink solid.

[00451] Method A: LC-MS $m/z = 249.00$ [M + H]⁺; RT = 1.01 min.

[00452] Step 3: Synthesis of 3-methyl-1-(4-methyl-6-oxo-1,6-dihydropyrimidin-2-yl)-1H-pyrazole-4-carboxylic acid



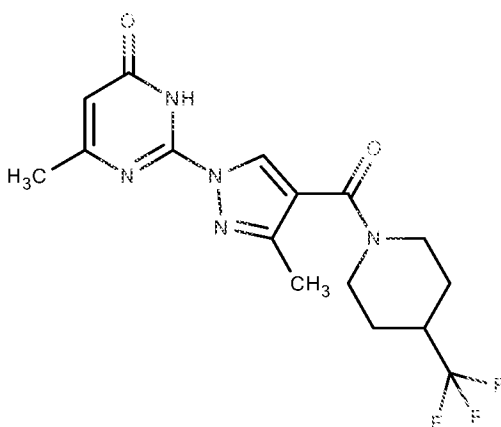
[00453]

(EV-AQ0251-001)

[00454] To a solution of methyl 3-methyl-1-(4-methyl-6-oxo-1,6-dihydropyrimidin-2-yl)-1H-pyrazole-4-carboxylate (EV-AQ3806-002, 120 mg, 0.44 mmol) in THF (3 mL) was added 3M aq NaOH solution (0.97 ml) and stirred at r.t. for 2 h. The reaction mixture was concentrated *in vacuo* to remove the organic solvent and the aqueous solution acidified to pH 3 using 5M aq HCl solution. A beige precipitate formed which was filtered washing with H₂O and Et₂O to afford 3-methyl-1-(4-methyl-6-oxo-1,6-dihydropyrimidin-2-yl)-1H-pyrazole-4-carboxylic acid (110 mg, 95%) as a beige powder.

[00455] Method A: LC-MS $m/z = 235.0 [M + H]^+$; RT = 0.83 min.

[00456] Step 4: Synthesis of 6-methyl-2-{3-methyl-4-[4-(trifluoromethyl)piperidine-1-carbonyl]-1H-pyrazol-1-yl}-3,4-dihydropyrimidin-4-one



[00457]

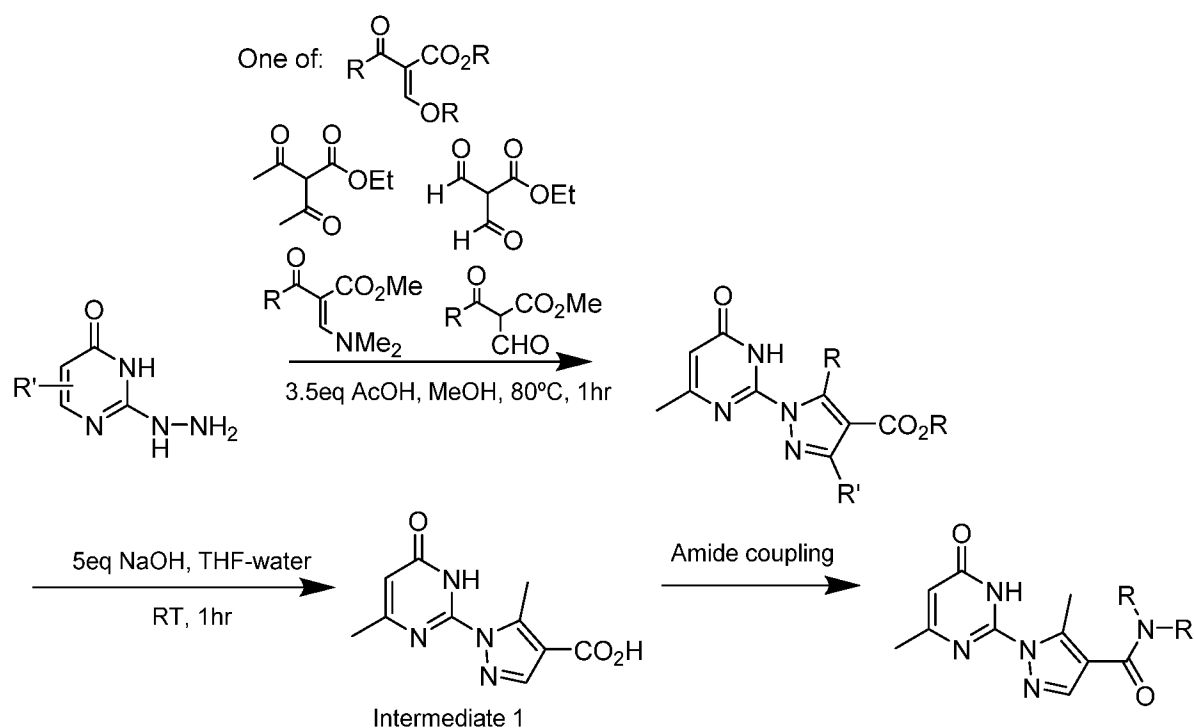
Q-432 (EV-AQ0253-002)

[00458] To a suspension of 3-methyl-1-(4-methyl-6-oxo-1,6-dihydropyrimidin-2-yl)-1H-pyrazole-4-carboxylic acid (EV-AQ0251-001, 35 mg, 0.15 mmol) in THF (2 ml) was added DIPEA (91 μ l, 0.52 mmol), T3P (50% in EtOAc) (176 μ l, 0.30 mmol) and 4-(trifluoromethyl)piperidine hydrochloride (34 mg, 0.18 mmol) and stirred at r.t. for 3 h. The reaction mixture was concentrated *in vacuo*, redissolved in water (10 ml) and extracted with

EtOAc (3 × 20 ml). The combined organic extracts were dried over sodium sulfate, concentrated *in vacuo* and purified *via* chromatography on SiO₂ (gradient 100:0 - 80:20, DCM-MeOH) to afford 6-methyl-2-{3-methyl-4-[4-(trifluoromethyl)piperidine-1-carbonyl]-1H-pyrazol-1-yl}-3,4-dihydropyrimidin-4-one (16 mg, 29%) as an off white powder.

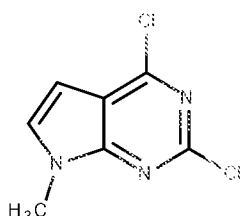
[00459] Method C: LC-MS $m/z = 370.2 [M + H]^+$; RT = 2.40 min.

Preparative Example 7 – Formation of products via cyclization to form substituted pyrazoles



SYNTHESIS OF INTERMEDIATES

[00460] Intermediate 38: Synthesis of 2,4-dichloro-7-methyl-7H-pyrrolo[2,3-d]pyrimidine



[00461] (EV-AP2589-001)

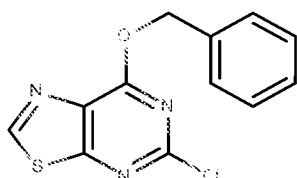
[00462] To a solution of 2,4-dichloro-7H-pyrrolo[2,3-d]pyrimidine (1.5 g, 7.98 mmol) in THF (30 ml) at 0 °C was added sodium hydride (60% oil suspension, 383 mg, 9.57 mmol) and stirred at 0 °C - r.t. for 20 mins. Iodomethane (0.6 ml, 9.57 mmol) was added and stirred at r.t. for 3 h. The mixture was quenched by addition of saturated ammonium chloride solution (20 mL). EtOAc was then added resulting in formation of a precipitate. The

precipitate was filtered and the filtrate extracted with EtOAc (×2). The combined organic fractions were washed with water, dried over Na₂SO₄, filtered and concentrated *in vacuo* to afford the title compound (1.65 g, 97.2%) as a yellow powder.

[00463] Method A: LC-MS $m/z = 201.90, 203.90$ [M + H]⁺; RT = 1.21

[00464] Intermediate 39: Synthesis of 5-chloro-6H,7H-[1,3]thiazolo[5,4-d]pyrimidin-7-one

[00465] Step 1: Synthesis of 7-(benzyloxy)-5-chloro-[1,3]thiazolo[5,4-d]pyrimidine

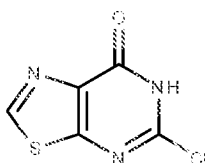


[00466] (EV-AQ0259-002)

[00467] To a solution of 5,7-dichloro-[1,3]thiazolo[5,4-d]pyrimidine (980 mg, 4.76 mmol) in THF (20 mL) at 0 °C was added benzyl alcohol (495 μl, 4.76 mmol) and sodium hydride (114 mg, 4.76 mmol, 60% in mineral oil) and stirred at r.t. for 22 h. To the reaction mixture was added water (20ml) and extracted with EtOAc (2 × 50 ml). The combined organic extracts were washed with brine, dried over sodium sulfate and concentrated *in vacuo*. Purification by chromatography on SiO₂ (gradient 100:0 - 90:10, Heptane-EtOAc) afforded the title compound (708 mg, 47%) as a white powder.

[00468] Method A: LC-MS $m/z = 277.85$ [M + H]⁺; RT = 1.39 min.

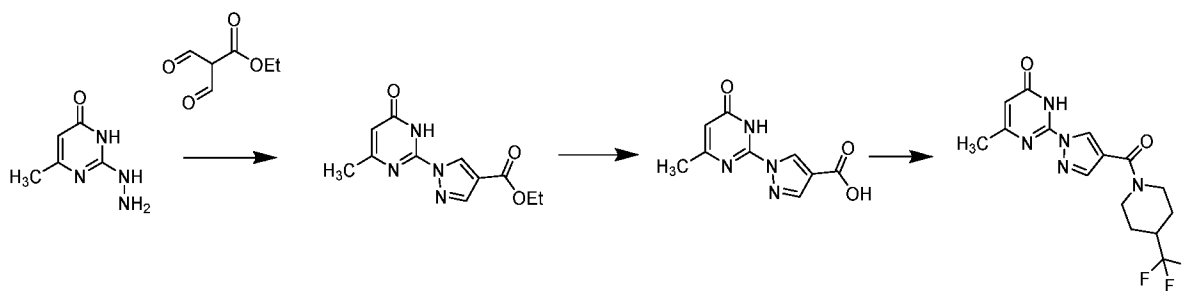
[00469] Step 2: Synthesis of 5-chloro-6H,7H-[1,3]thiazolo[5,4-d]pyrimidin-7-one



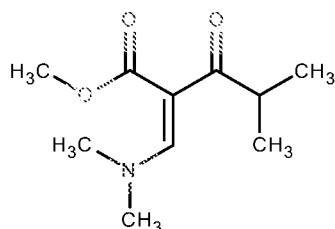
[00470] (EV-AQ0263-001)

[00471] 7-(benzyloxy)-5-chloro-[1,3]thiazolo[5,4-d]pyrimidine (EV-AQ0259-002, 708 mg, 2.24 mmol) was dissolved in a 1:1 mixture of 37% aq HCl-THF (10 mL) and stirred at r.t. for 18 h. The reaction mixture was filtered under vacuum, washing with THF and Et₂O, to afford the title compound (246 mg, 58%) as a pale yellow powder.

[00472] Method A: LC-MS $m/z = 187.80$ [M + H]⁺; RT = 0.49 min.



[00473] Intermediate 40: Methyl-2-[(dimethylamino)methylidene]-4-methyl-3-oxopentanoate

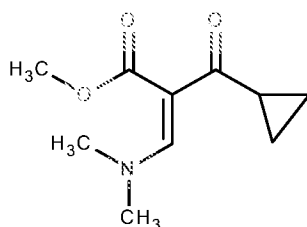


[00474] (EV-AO7531-001)

[00475] To methyl 4-methyl-3-oxopentanoate (1.98 ml, 13.87 mmol) was added 1,1-dimethoxy-N,N-dimethylmethanamine (2.21 ml, 16.65 mmol) and the solution was stirred at 80 °C for 1 h. The reaction mixture was concentrated *in vacuo* to afford methyl-2-[(dimethylamino)methylidene]-4-methyl-3-oxopentanoate (2.76 g, 95%) as an orange oil.

[00476] Method A: LC-MS $m/z = 200.0$ $[M + H]^+$; RT = 1.00

[00477] Intermediate 41: Methyl-2-[(dimethylamino)methylidene]-4-methyl-3-oxopentanoate



[00478] (EV-AQ0297-001)

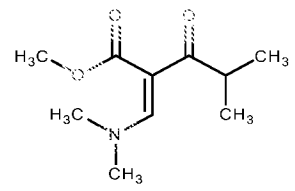
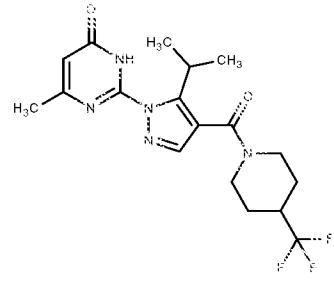
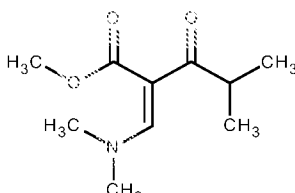
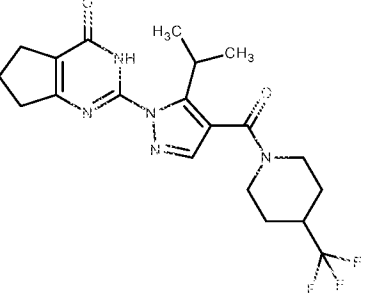
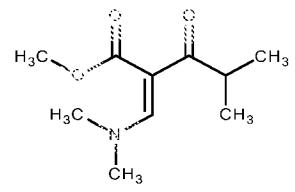
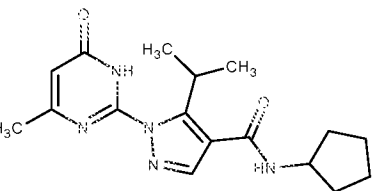
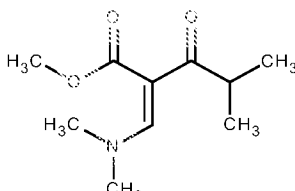
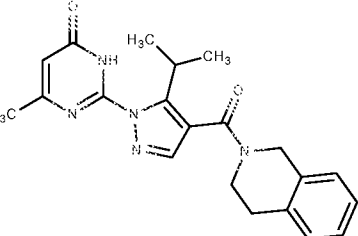
[00479] To methyl 4-methyl-3-oxopentanoate (1.98 ml, 13.87 mmol) was added 1,1-dimethoxy-N,N-dimethylmethanamine (2.21 ml, 16.65 mmol) and the solution was stirred at 80 °C for 1 h. The reaction mixture was concentrated *in vacuo* to afford methyl-2-[(dimethylamino)methylidene]-4-methyl-3-oxopentanoate (2.76 g, 95%) as an orange oil.

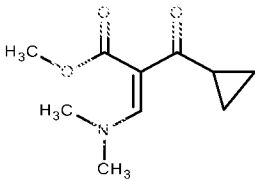
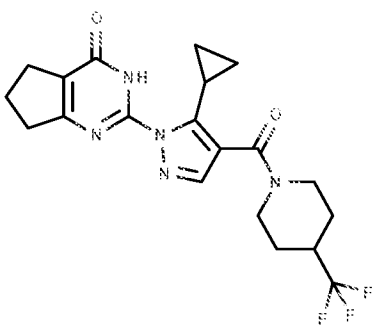
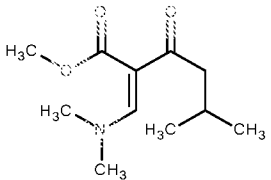
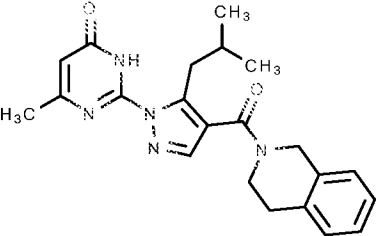
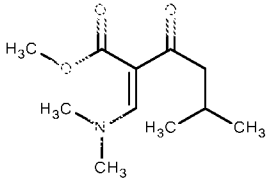
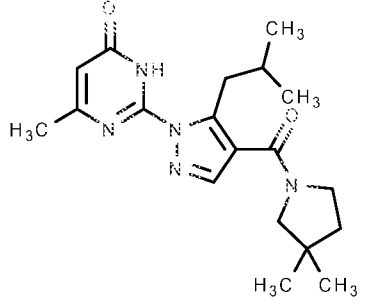
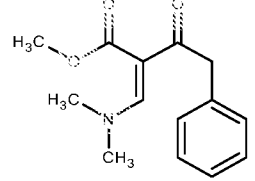
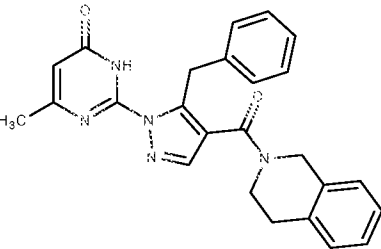
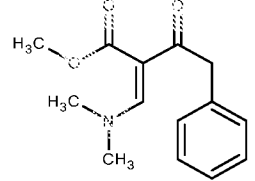
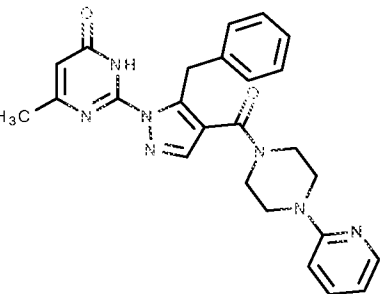
[00480] Method A: LC-MS $m/z = 200.0$ $[M + H]^+$; RT = 1.00

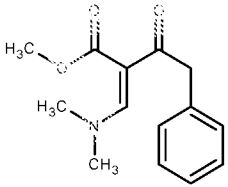
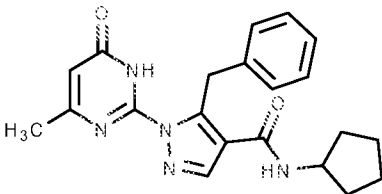
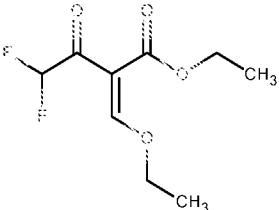
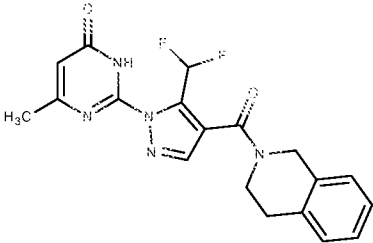
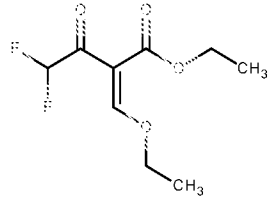
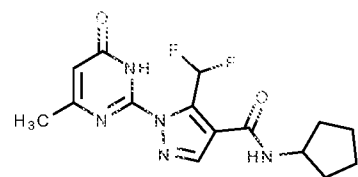
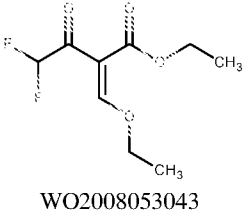
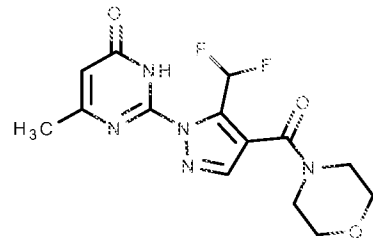
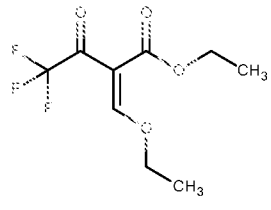
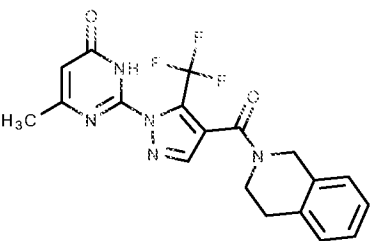
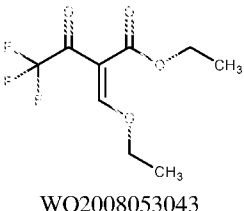
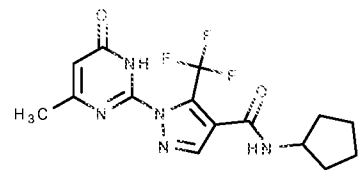
Examples 157b, 158b, and 159-180

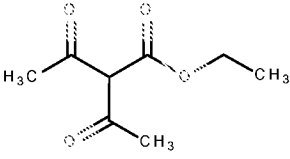
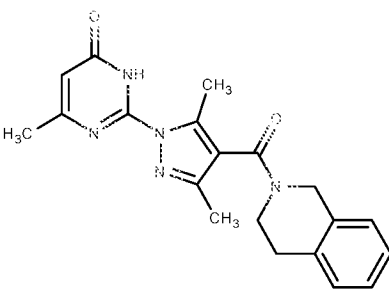
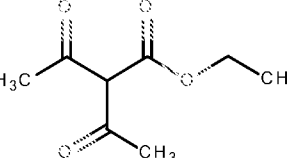
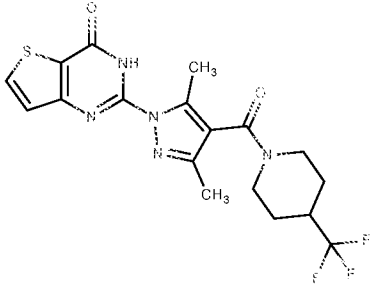
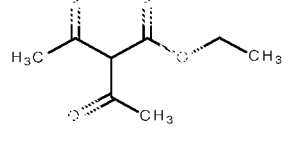
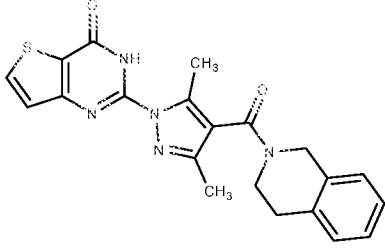
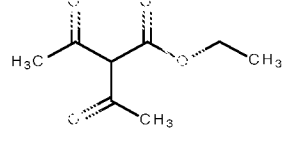
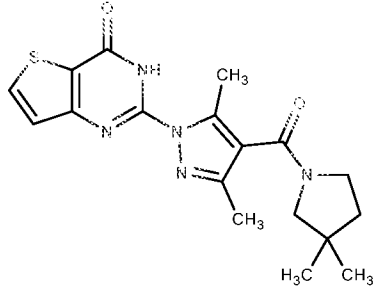
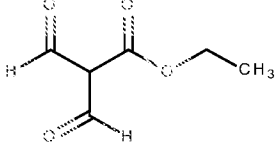
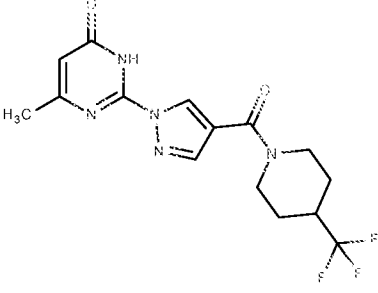
[00481] The compounds in Table 11 were prepared by cyclization of the intermediate hydrazine with the appropriate enamine followed by coupling using the specified reagent.

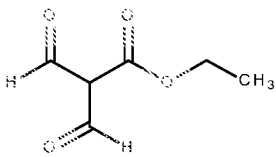
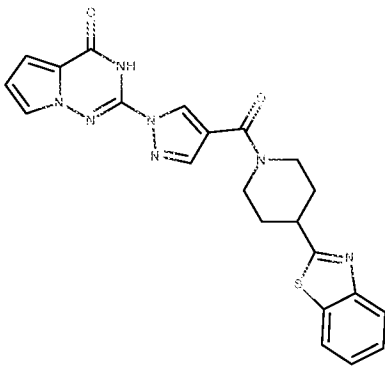
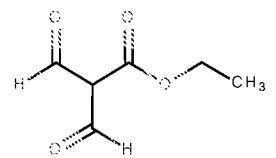
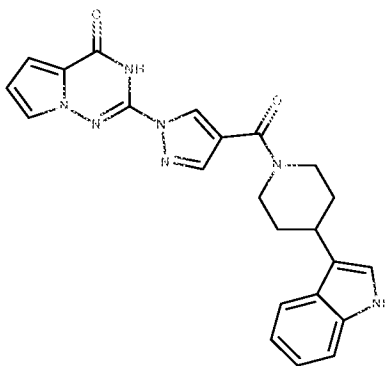
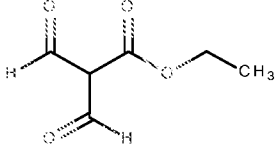
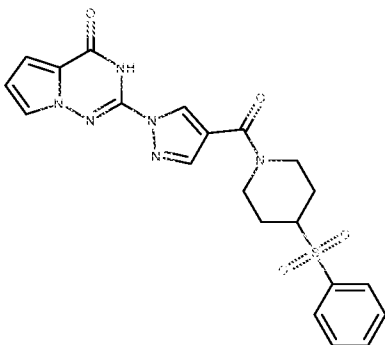
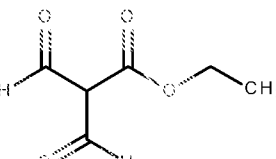
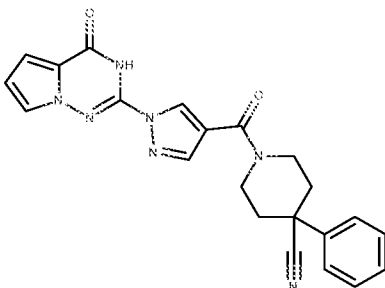
Table 11

Ex. No	Enamine	Ref. No.	LBN	Structure	LC-MS (RT) Method C	MS (M+H) ⁺ Method C	Coupling Agent
157b		Q-444	EV-AQ0282-002		2.87	398.2	T3P
158b		Q-445	EV-AQ0286-002		3.20	424.2	T3P
159		Q-330	EV-AO7546-002		2.61	330.2	COMU
160		Q-319	EV-AQ0281-002		2.95	377.4	T3P

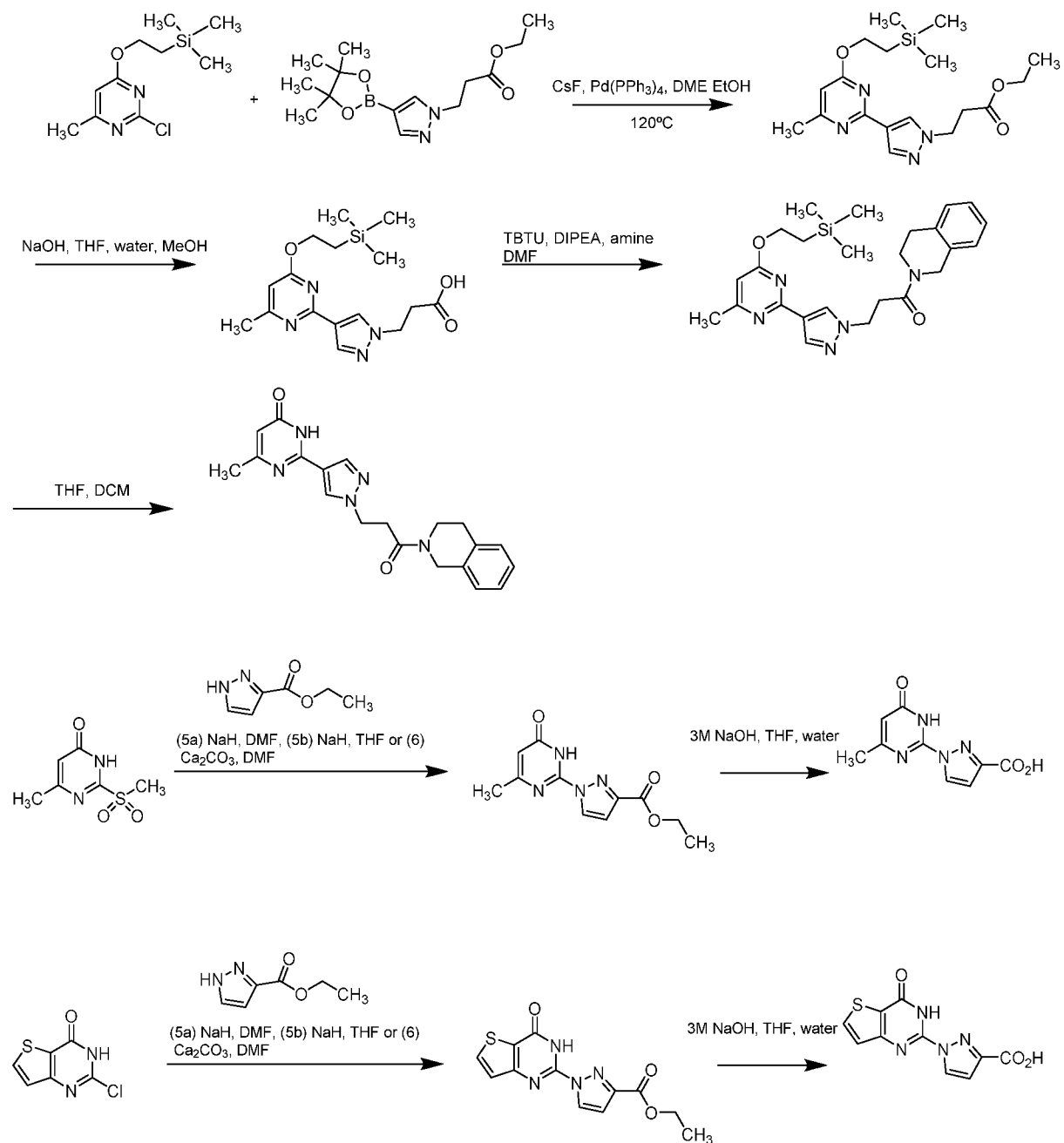
161		Q-463	EV-AR5315-002		2.91	422.2	T3P
162		Q-353	EV-AP2516-001		3.27	392.3	COMU
163		Q-371	EV-AP2521-001		3.04	358.2	COMU
164	 <p data-bbox="151 1556 518 1624">Angew Chem Int Ed 53(3), 757-760, 2014.</p>	Q-358	EV-AP2324-001		3.40	426.2	COMU
165	 <p data-bbox="151 1915 518 1982">Angew Chem Int Ed 53(3), 757-760, 2014.</p>	Q-369	EV-AP2329-001		1.72	456.2	COMU

166	 <p>Angew Chem Int Ed 53(3), 757-760, 2014.</p>	Q-370	EV- AP2333- 001		3.03	378.2	COMU
167	 <p>WO2008053043</p>	Q-332	EV- AN7498- 001		2.71	386.12	COMU
168	 <p>WO2008053043</p>	Q-331	EV- AN7499- 001		2.36	338.1	COMU
169	 <p>WO2008053043</p>	Q-349	EV- AP2500- 001		1.69	340.1	COMU
170	 <p>WO2008053043</p>	Q-342	EV- AN7486- 001		2.95	404.1	COMU
171	 <p>WO2008053043</p>	Q-334	EV- AN7489- 001		2.56	356.1	TBTU

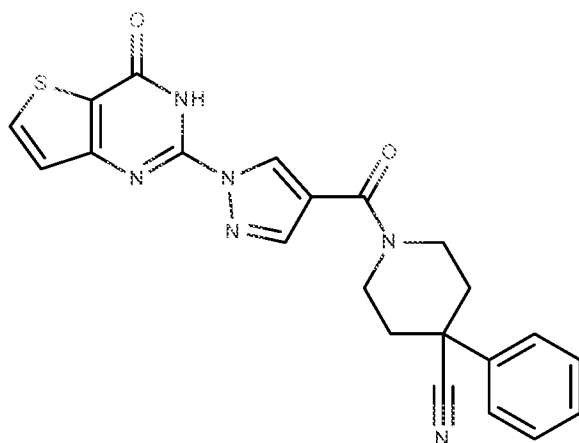
<p>172</p>		<p>Q-375</p>	<p>EV- AP2332- 001</p>		<p>2.67</p>	<p>364.2</p>	<p>COMU</p>
<p>173</p>		<p>Q-419</p>	<p>EV- AP2578- 001</p>		<p>3.04</p>	<p>426.2</p>	<p>COMU</p>
<p>174</p>		<p>Q-458</p>	<p>EV- AP2577- 001</p>		<p>3.15</p>	<p>406.2</p>	<p>COMU</p>
<p>175</p>		<p>Q-411</p>	<p>EV- AP2579- 001</p>		<p>2.91</p>	<p>372.2</p>	<p>COMU</p>
<p>176</p>	 <p>WO2009148004</p>	<p>Q-443</p>	<p>EV- AQ4752- 003</p>		<p>2.28</p>	<p>356.2</p>	<p>T3P</p>

<p>177</p>	 <p>WO2009148004</p>	<p>Q-537</p>	<p>EV- AQ3868- 002</p>		<p>2.95</p>	<p>446.1</p>	<p>T3P</p>
<p>178</p>	 <p>WO2009148004</p>	<p>Q-536</p>	<p>EV- AQ3869- 002</p>		<p>2.97</p>	<p>428.2</p>	<p>T3P</p>
<p>179</p>	 <p>WO2009148004</p>	<p>Q-535</p>	<p>EV- AS5419- 002</p>		<p>2.42</p>	<p>453.0</p>	<p>T3P</p>
<p>180</p>	 <p>WO2009148004</p>	<p>Q-534</p>	<p>EV- AS5418- 002</p>		<p>2.89</p>	<p>414.1</p>	<p>T3P</p>

Preparative Example 8 – Formation of intermediates via SNAr

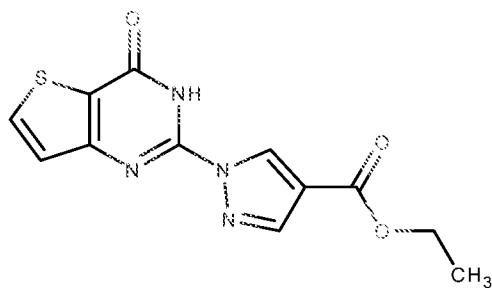


Example 181 – Preparation of 1-(1-{4-oxo-3H,4H-thieno[3,2-d]pyrimidin-2-yl}-1H-pyrazole-4-carbonyl)-4-phenylpiperidine-4-carbonitrile EV-AR5394-002)



[00482]

[00483] Step 1: Synthesis of ethyl 1-{4-oxo-3H,4H-thieno[3,2-d]pyrimidin-2-yl}-1H-pyrazole-4-carboxylate



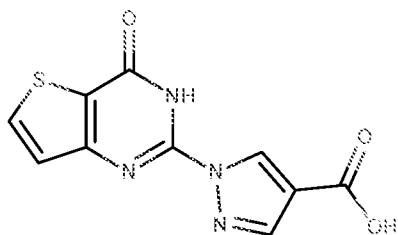
[00484]

(EV-AR5386-001)

[00485] To a solution of 2-chloro-3H,4H-thieno[3,2-d]pyrimidin-4-one (Intermediate 9, 647 mg, 3.47 mmol) in DMF (2 ml) was added ethyl 1H-pyrazole-4-carboxylate (Intermediate Y, 437 mg, 3.12 mmol), caesium carbonate (1.69 g, 5.20 mmol), L-proline (160 mg, 1.39 mmol) and copper (I) iodide (132 mg, 0.69 mmol). The reaction mixture was then de-gassed and stirred at 120 °C overnight. The reaction mixture was concentrated *in vacuo* and a 0.2M aq EDTA solution (20 ml) and DCM (30 ml) were added and the mixture was stirred at r.t. overnight. The organic phase was separated and the aqueous phase was extracted with DCM (10ml). The combined organic phases were washed with water, dried over sodium sulfate and concentrated *in vacuo* to afford the title compound (559, 44%) as a beige powder.

[00486] Method B: LC-MS $m/z = 290.95$ $[M + H]^+$; RT = 1.02 min.

[00487] Step 2: Synthesis of 1-(1-{4-oxo-3H,4H-thieno[3,2-d]pyrimidin-2-yl}-1H-pyrazole-4-carboxylic acid. Intermediate 42

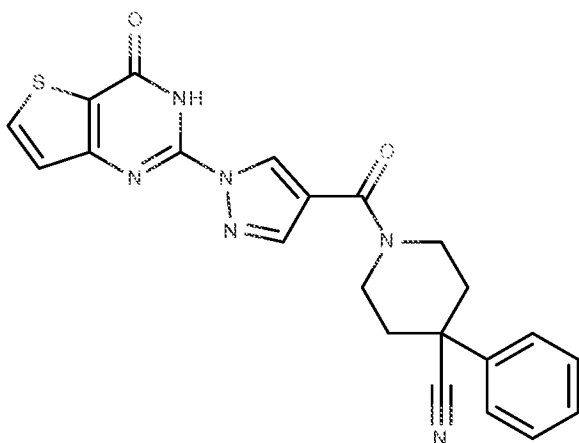


[00488] (EV-AR5392-002)

[00489] To a solution of methyl ethyl 1-(4-oxo-3H,4H-thieno[3,2-d]pyrimidin-2-yl)-1H-pyrazole-4-carboxylate (EV-AR5386-001, 80%, 559 mg, 1.54 mmol) in THF (5 mL) and water (5 ml) was added 6M aqueous NaOH solution (2.57 ml) and the reaction mixture stirred at r.t. for 4 h. The reaction mixture was concentrated *in vacuo* to remove the organic solvent and the aqueous mixture acidified to pH 4 using 5M aq HCl solution. The reaction mixture was extracted with EtOAc (2 × 50 ml) and the combined organic extracts dried over sodium sulfate and concentrated *in vacuo* to afford the title compound (307 mg, 72%) as a pale grey powder.

[00490] Method B: LC-MS $m/z = 262.95 [M + H]^+$; RT = 0.82 min.

[00491] Step 3: Synthesis of 1-(1-(4-oxo-3H,4H-thieno[3,2-d]pyrimidin-2-yl)-1H-pyrazole-4-carbonyl)-4-phenylpiperidine-4-carbonitrile



[00492] Q-523 (EV-AR5387-002)

[00493] To a suspension of 1-(1-(4-oxo-3H,4H-thieno[3,2-d]pyrimidin-2-yl)-1H-pyrazole-4-carboxylic acid (EV-AR5392-001, 80%, 52 mg, 0.159 mmol) in THF (2 ml) was added DIPEA (69 μ l, 0.40 mmol), T3P (50% in EtOAc) (234 μ l, 0.40 mmol) and 4-phenylpiperidine-4-carbonitrile (33 mg, 0.17 mmol) and the reaction mixture stirred at r.t. for 2 h. The reaction mixture was concentrated *in vacuo* and to the crude sample added DCM (2 ml) and saturated NaHCO₃ solution (1 ml). The solution was then passed through a phase

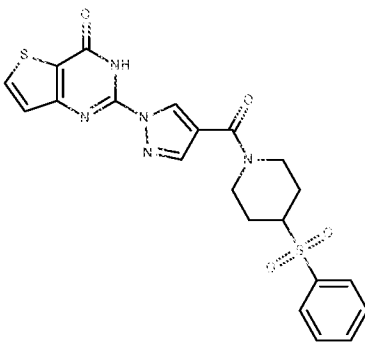
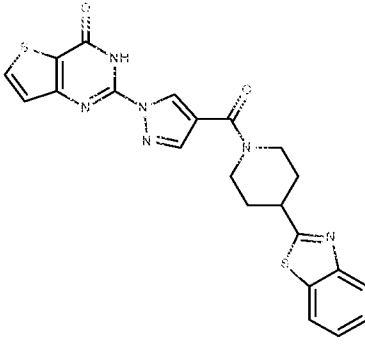
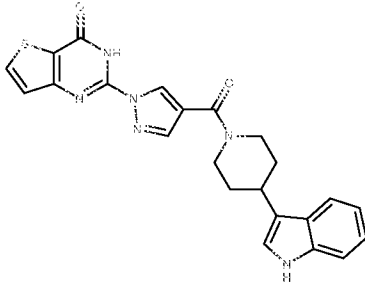
separator cartridge and concentrated *in vacuo*. Purification using an SCX cartridge followed by trituration with MeOH afforded the title compound (31 mg, 45%) as an off white powder.

[00494] Method C: LC-MS $m/z = 431.0$ $[M + H]^+$; RT = 2.83 min.

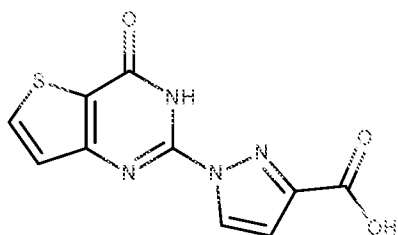
Examples 182-184

[00495] The compounds in Table 12 were prepared in an analogous manner to Example 181 by coupling the appropriate amine with intermediate 42

Table 12

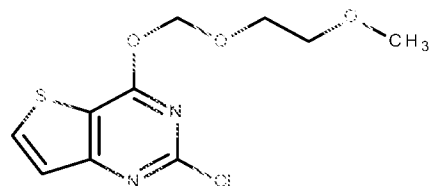
Example No	Route	Ref. No.	LBN	Structure	LC-MS (RT) Method C	MS (M+H) ⁺ Method C
182	1	Q-524	EV-AR5388-002		2.36	470.0
183	1	Q-528	EV-AR5394-002		2.88	463.0
184	1	Q-527	EV-AR5395-002		2.91	445.1

[00496] Intermediate 43: Synthesis of 1-{4-oxo-3H,4H-thieno[3,2-d]pyrimidin-2-yl}-1H-pyrazole-3-carboxylic acid



[00497]

[00498] Step 1: Synthesis of 2-chloro-4-[(2-methoxyethoxy)methoxy]thieno[3,2-d]pyrimidine



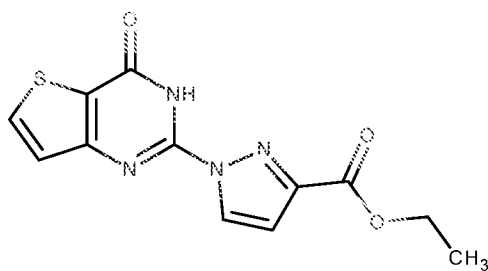
[00499]

(EV-AP2543-001)

[00500] To a solution of 2-chloro-3H,4H-thieno[3,2-d]pyrimidin-4-one (EV-AP2531-001, 750 mg, 4.02 mmol) and DIPEA (1.03 mL, 6.03 mmol) in THF (15 mL) was added dropwise 1-(chloromethoxy)-2-methoxyethane (0.5 ml, 4.42 mmol) and stirred at r.t. overnight. To the reaction mixture was added EtOAc (50 mL) washed with water (2 × 15 mL) and brine solution (15 mL). The organic fraction was dried over Na₂SO₄ and concentrated *in vacuo* to afford the title compound (1.09, 87.9%) (as a mixture of N and O alkylation products) as a tan oil.

[00501] Method A: LC-MS: m/z = 274.9, 276.9 (M+H)⁺; RT = 1.03, 1.19 min, A = 52 and 37% respectively.

[00502] Step 2: Synthesis of ethyl 1-{4-oxo-3H,4H-thieno[3,2-d]pyrimidin-2-yl}-1H-pyrazole-3-carboxylate



[00503]

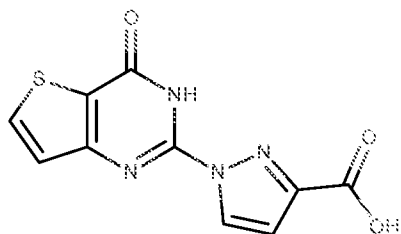
(EV-AP2547-001)

[00504] To a solution of 2-chloro-4-[(2-methoxyethoxy)methoxy]thieno[3,2-d]pyrimidine (EV-AP2543-001, 902 mg, 3.28 mmol) in DMF (20 mL) was added caesium carbonate (1.71 g, 5.25 mmol) and ethyl 1H-pyrazole-5-carboxylate (506.13 mg, 3.61 mmol) and stirred at

120 °C for 30 mins. The reaction mixture was cooled to 0 °C, diluted with 1M aqueous HCl solution (45 mL) and stirred at 0 °C to r.t. for 30 mins. The resulting precipitate was filtered under vacuum and dried to afford the title compound (275 mg, 28%) as a pale brown powder.

[00505] Method A: LC-MS: $m/z = +291.1$ (M+H)⁺; RT = 1.12 min.

[00506] Step 3: Synthesis of 1-{4-oxo-3H,4H-thieno[3,2-d]pyrimidin-2-yl}-1H-pyrazole-3-carboxylic acid Intermediate 43

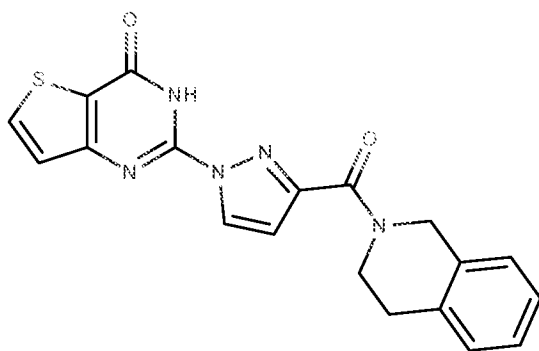


[00507] (EV-AP2548-001)

[00508] Ethyl 1-{4-oxo-3H,4H-thieno[3,2-d]pyrimidin-2-yl}-1H-pyrazole-3-carboxylate (EV-AP2547-001, 310 mg, 1.07 mmol) was suspended in 2:2:1 THF/water/methanol (10 mL) and 2.5M aq NaOH solution (2.6 mL) was added. The reaction mixture was stirred at r.t. for 1.5 h. The reaction mixture was concentrated *in vacuo* and the aqueous solution acidified to pH 4 with 2M aq HCl solution. The resulting precipitate was filtered and dried under vacuum filtration to afford the title compound (260 mg, 91%) as a pale brown powder.

[00509] Method A: LC-MS: $m/z = +262.9$ (M+H)⁺; RT = 0.92 min.

Example 185 – 2-[3-(1,2,3,4-tetrahydroisoquinoline-2-carbonyl)-1H-pyrazol-1-yl]-3H,4H-thieno[3,2-d]pyrimidin-4-one



[00510] Q-388 (EV-AP2549-002)

[00511] To a solution of 1-{4-oxo-3H,4H-thieno[3,2-d]pyrimidin-2-yl}-1H-pyrazole-3-carboxylic acid (Intermediate 43) (EV-AP2548-001, 80 mg, 0.31 mmol) in DMF (1.0 mL) was added COMU (143.71 mg, 0.34 mmol), DIPEA (0.13 mL, 0.76 mmol) and 1,2,3,4-tetrahydroisoquinoline (0.04 mL, 0.34 mmol) and stirred at r.t. for 2 h. The reaction mixture

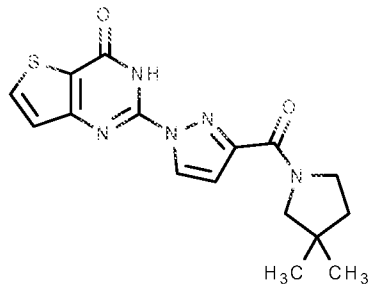
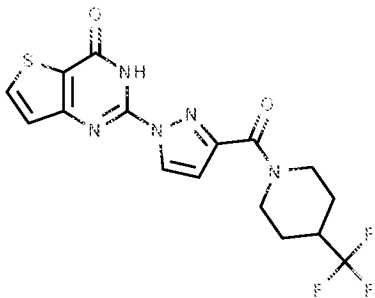
was concentrated *in vacuo* and the crude material was purified by PREP-HPLC (Method G) to afford the title compound (28.7 mg, 24.9%) as a fluffy pale yellow solid.

[00512] Method C: LC-MS: $m/z = +378.1$ (M+H)⁺; RT = 2.98 min.

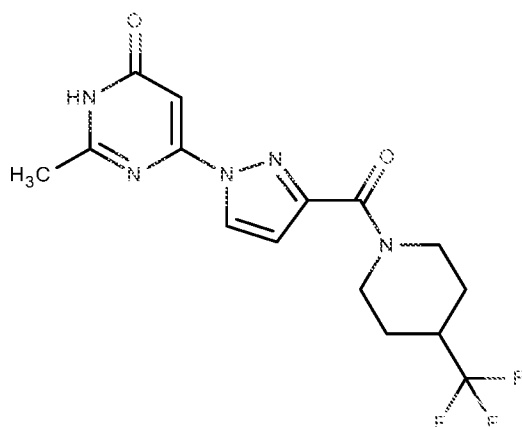
Examples 186-187

[00513] The examples in Table 13 were prepared analogously to example 181 coupling intermediate 43

Table 13

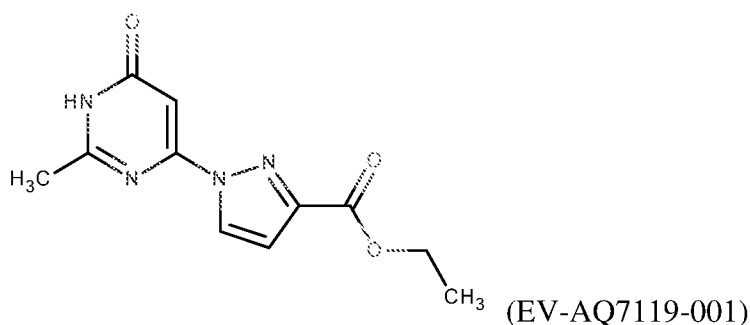
Example No	Ref. No.	LBN	Structure	LC-MS (RT) Method C	MS (M+H) ⁺ Method C
186	Q-389	EV-AP2550-001		2.74	344.1
187	Q-390	EV-AP2551-001		2.88	398.1

Example 188 – Preparation of 2-methyl-6-{3-[4-(trifluoromethyl)piperidine-1-carbonyl]-1H-pyrazol-1-yl}-3,4-dihydropyrimidin-4-one (Q-437, EV-AQ7121-003)



[00514]

[00515] Step 1: Synthesis of ethyl 1-(2-methyl-6-oxo-1,6-dihydropyrimidin-4-yl)-1H-pyrazole-3-carboxylate

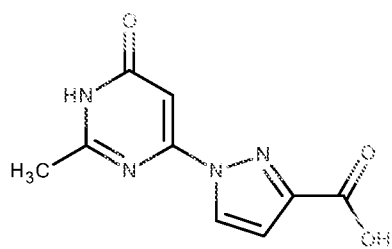


[00516]

[00517] To a microwave vessel was added 6-chloro-2-methyl-3,4-dihydropyrimidin-4-one (450 mg, 3.11 mmol), ethyl 1H-pyrazole-5-carboxylate (610.74 mg, 4.36 mmol), caesium carbonate (1.72 g, 5.29 mmol), L-proline (143.36 mg, 1.25 mmol) and copper (I) iodide (118.57 mg, 0.62 mmol) in DMF (10 mL). The reaction mixture was de-gassed by bubbling through nitrogen gas for 5 mins and then irradiated in the microwave at 140 °C for 4 h. Additional 6-chloro-2-methyl-3,4-dihydropyrimidin-4-one (150 mg, 1.04 mmol) was added and the reaction irradiated at 140 °C for a further 1.5 h. EtOAc was added to the cooled reaction mixture and the organic layer washed with brine (×2). The organics were dried over Na₂SO₄, concentrated *in vacuo* and purified by chromatography on SiO₂, eluting with 0-100% EtOAc in heptane followed by a flush with 50% methanol in EtOAc to afford the title compound (294 mg, 11.4%) as a beige powder.

[00518] Method A: LC-MS: m/z = +249.0 (M+H)⁺; RT = 1.00 min.

[00519] Step 2: Synthesis of 1-(2-methyl-6-oxo-1,6-dihydropyrimidin-4-yl)-1H-pyrazole-3-carboxylic acid

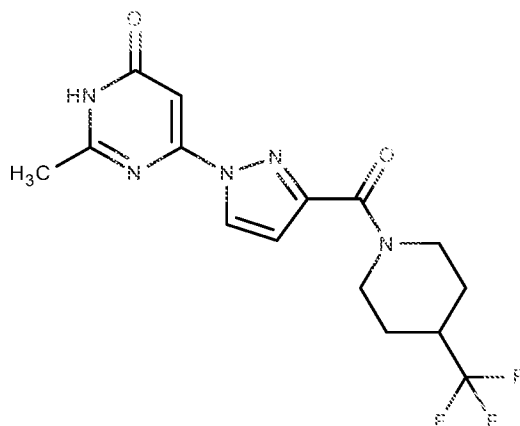


[00520] (EV-AQ7123-001)

[00521] Ethyl 1-(2-methyl-6-oxo-1,6-dihydropyrimidin-4-yl)-1H-pyrazole-3-carboxylate (EV-AQ7119-001, 30%, 240 mg, 0.29 mmol) was suspended in 2:2:1 THF/water/methanol (10 mL) and 2.5M aq NaOH (1.7 mL) was added. The reaction mixture was stirred at r.t. for 25 mins. The organics from the reaction mixture were removed *in vacuo*. The residue was acidified with 2M aq HCl solution and the resulting precipitate was collected and dried under vacuum filtration to afford the title compound (55 mg, 86.1%) as a beige powder:

[00522] Method A: LC-MS: $m/z = +221.0$ (M+H)⁺; RT = 0.78.

[00523] Step 3: Synthesis of 2-methyl-6-{3-[4-(trifluoromethyl)piperidine-1-carbonyl]-1H-pyrazol-1-yl}-3,4-dihydropyrimidin-4-one



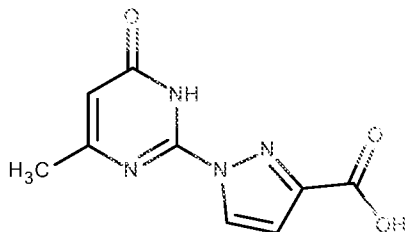
[00524] Q-437, EV-AQ7121-003

[00525] To a solution of 1-(2-methyl-6-oxo-1,6-dihydropyrimidin-4-yl)-1H-pyrazole-3-carboxylic acid (EV-AQ7123-001 75 mg, 0.34 mmol) in THF (2 mL) was added DIPEA (0.20 mL, 1.19 mmol) and T3P 50% in EtOAc (0.40 mL, 0.68 mmol). The reaction mixture was stirred at r.t. for 10 mins and 4-(trifluoromethyl)piperidin-1-ium.HCl (77.5 mg, 0.41 mmol) was added before stirring for a further 14 h. The reaction mixture concentrated *in vacuo* and the crude residue partitioned between water (1 mL) and DCM (5 mL). The organic phase was extracted, washed with saturated NaHCO₃ solution (1 mL), water (1 mL) and brine

solution (5 mL) and dried over Na_2SO_4 and concentrated *in vacuo*. The crude residue was purified by Prep HPLC (method G) to afford the title compound (43.2 mg, 35.7%) as an off white powder.

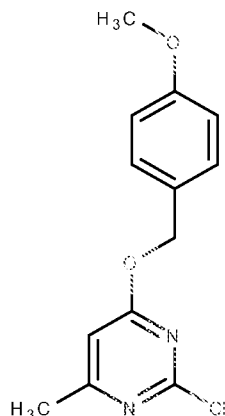
[00526] Method C: LC-MS: $m/z = +356.2$ (M+H)⁺; RT = 2.32 min.

[00527] Intermediate 44 Synthesis of 1-(4-methyl-6-oxo-1,6-dihydropyrimidin-2-yl)-1H-pyrazole-3-carboxylic acid



[00528]

[00529] Step 1: Synthesis of 2-chloro-4-[(4-methoxyphenyl)methoxy]-6-methylpyrimidine

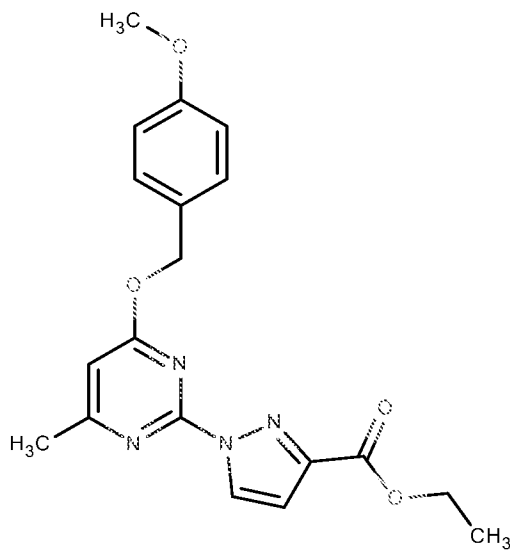


[00530] (EV-AP2317-001)

[00531] To a stirred solution of (4-methoxyphenyl)methanol (3.39 g, 3.05 mL, 24.5 mmol) in THF (40 mL) at 0 °C was added NaH (60% in oil, 1.47 g, 36.8 mmol). After 1 h, a solution of 2,4-dichloro-6-methylpyrimidine (4.0 g, 24.5 mmol) in THF (15 mL) was added dropwise and stirred at 0 °C to r.t. overnight. The reaction mixture was quenched by the addition of saturated aq NH_4Cl solution (40 mL) and extracted with EtOAc (3 × 75 mL). The combined organic fractions were washed with brine solution (40 mL), dried over Na_2SO_4 and concentrated *in vacuo*. The resulting residue was purified *via* chromatography on SiO_2 , eluent Heptane/EtOAc (gradient 100:0 – 75:25), to afford the title compound (2.37 g, 36 %) as a colourless crystalline solid.

[00532] Method A: LC-MS $m/z = 256.0$ $[M + H]^+$; RT = 1.39 min.

[00533] Step 2: Synthesis of ethyl-1-{4-[(4-methoxyphenyl)methoxy]-6-methylpyrimidin-2-yl}-1H-pyrazole-3-carboxylate

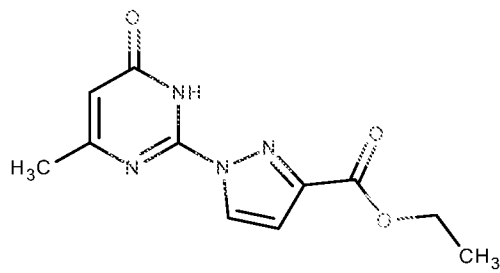


[00534] (EV-AP2331-001)

[00535] To a stirred solution of ethyl-1H-pyrazole-5-carboxylate (0.945 g, 6.74 mmol) in THF (65 mL) at 0 °C was added NaH (60%, 290 mg, 7.25 mmol) and stirred at 0 °C for 30 mins. 2-chloro-4-[(4-methoxyphenyl)methoxy]-6-methylpyrimidine (1.70 g, 6.42 mmol) was then added and the reaction mixture stirred at reflux for 4 days. The cooled reaction mixture was quenched with saturated NH_4Cl aqueous solution (40 mL) and extracted with EtOAc (2 \times 40 mL). The combined organic fractions were dried (Na_2SO_4), concentrated *in vacuo* and purified *via* chromatography on SiO_2 , eluting with Heptane/EtOAc (gradient 100:0 – 70:30) to afford the title compound (1.23 g, 52%) as a colourless powder.

[00536] Method A: LC-MS $m/z = 369.1$ $[M + H]^+$; RT = 1.43 min.

[00537] Step 3: Synthesis of ethyl-1-(4-methyl-6-oxo-1,6-dihydropyrimidin-2-yl)-1H-pyrazole-3-carboxylate

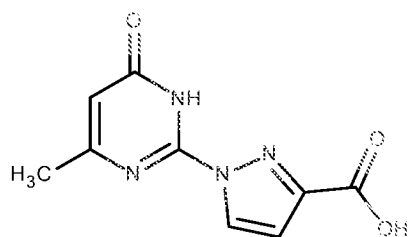


[00538] (EV-AP2334-001)

[00539] To a stirred solution of ethyl-1-[4-[(4-methoxyphenyl)methoxy]-6-methylpyrimidin-2-yl]-1H-pyrazole-3-carboxylate (1.06 g, 2.73 mmol) in EtOAc (25 mL) was added Pd on carbon (10%, 100mg) and the solution exposed to an atmosphere of H₂ (g) overnight. The solution was filtered through celite, washing with EtOAc, the filtrate concentrated *in vacuo* and the residue purified *via* chromatography, eluting with Heptane/EtOAc (gradient 100:0 – 20:80) to afford the title compound (400 mg, 59%) as a colourless powder.

[00540] Method A: LC-MS $m/z = 249.0$ [M + H]⁺; RT = 1.01 min.

[00541] Step 4: Synthesis of 1-(4-methyl-6-oxo-1,6-dihydropyrimidin-2-yl)-1H-pyrazole-3-carboxylic acid



[00542] (EV-AP2335-001)

[00543] To a stirred solution of ethyl-1-(4-methyl-6-oxo-1,6-dihydropyrimidin-2-yl)-1H-pyrazole-3-carboxylate (386 mg, 1.56 mmol) in 2:1 THF/methanol (8 mL) was added 3M aqueous NaOH solution (3.1 mL) and the reaction mixture was stirred at r.t. for 2 h. The organics were removed *in vacuo*, the residue acidified to pH 4/5 with 2M aqueous HCl solution and extracted with EtOAc (3 × 20 mL). The combined organics were dried over Na₂SO₄ and concentrated *in vacuo* to afford the title compound (337 mg, 98%) as a colourless powder.

[00544] Method A: LC-MS $m/z = 220.9$ [M + H]⁺; RT = 0.79 min.

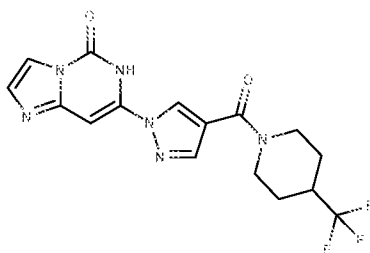
Examples 189-190

[00545] The examples in Table 14 were prepared by coupling intermediate 44 with the appropriate amine using COMU as the coupling agent.

Table 14

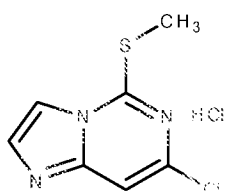
Example No.	Ref. No.	LBN	Structure	LC-MS (RT) Method C	MS (M+H) ⁺ Method C
189	Q-376	EV-AP2337-001		2.63	322.2
190	Q-377	EV-AP2338-001		2.84	336.2

Example 191 – 7-{4-[4-(trifluoromethyl)piperidine-1-carbonyl]-1H-pyrazol-1-yl}-5H,6H-imidazo[1,2-c]pyrimidin-5-one



[00546]

[00547] Step 1: Synthesis of 7-chloro-5-(methylsulfanyl)imidazo[1,2-c]pyrimidine hydrochloride



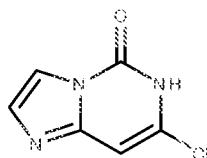
[00548] (EV-AQ8808-001)

[00549] To a stirred solution of 6-chloro-2-(methylsulfanyl)pyrimidin-4-amine (1.5 g, 8.54 mmol) in dioxane (4 mL) was added chloroacetaldehyde (50%, 1.63 mL, 12.8 mmol) and stirred at 95 °C overnight. The reaction mixture was cooled in an ice bath and the

resulting precipitate filtered and washed with dioxane to afford the title compound (1.41 g, 70%) as a colourless powder.

[00550] Method A: LC-MS $m/z = 199.8 [M + H]^+$; RT = 0.93 min

[00551] Step 2: Synthesis of 7-chloro-5H,6H-imidazo[1,2-c]pyrimidin-5-one

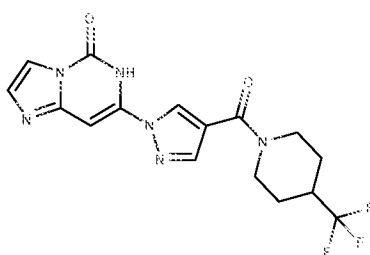


[00552] (EV-AQ8809-001)

[00553] To a stirred solution of methyl 7-chloro-5-(methylsulfanyL)imidazo[1,2-c]pyrimidine hydrochloride (EV-AQ8808-001, 1.32 g, 5.59 mmol) in methanol (4 mL) was added 2M aqueous KOH solution (10 mL, 20 mmol) and stirred at reflux overnight. The solution was cooled to r.t. and acidified to pH 5/6 using 5M aq HCl solution. The resulting precipitate was isolated *via* vacuum filtration to afford the title compound (704 mg, 74%) as a tan powder.

[00554] Method A: LC-MS $m/z = 169.9 [M + H]^+$; RT = 0.23 min

[00555] Step 3: 7-{4-[4-(trifluoromethyl)piperidine-1-carbonyl]-1H-pyrazol-1-yl}-5H,6H-imidazo[1,2-c]pyrimidin-5-one



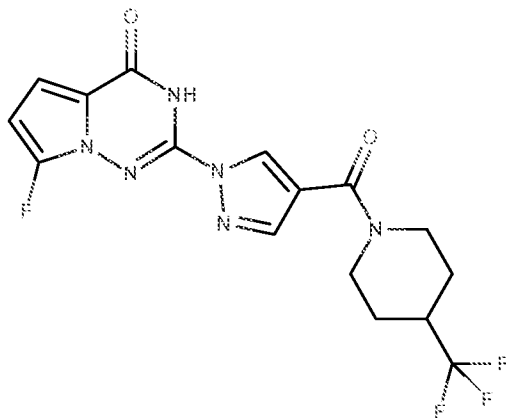
[00556] Q-452 (EV-AQ8822-001)

[00557] To a stirred solution of 7-chloro-5H,6H-imidazo[1,2-c]pyrimidin-5-one (EV-AQ8809-001, 100 mg, 0.59 mmol) and cesium carbonate (288 mg, 0.89 mmol) in DMF (3 mL) was added 1-(1H-pyrazole-4-carbonyL)-4-(trifluoromethyl)piperidine (intermediate29, EV-AQ8818-001, 175 mg, 0.71 mmol) and the reaction was stirred at 70 °C for 2 h and 100 °C for 3 h. Copper iodide (22 mg, 0.12 mmol) and L-proline (27 mg, 0.24 mmol) were added the reaction heated at 100 °C overnight. The reaction was transferred to the microwave at heated at 150 °C for 6 hours. The reaction was cooled to r.t., concentrated *in vacuo* and purified *via* PREP-HPLC (Method G) to yield the title compound (70 mg, 31%) as a colourless powder.

[00558] Method C: LC-MS $m/z = 379.2$ $[M + H]^+$; RT = 2.00 min.

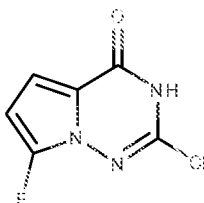
Example 192 – Preparation of 2-chloro-7-fluoro-3H,4H-pyrrolo[2,1-f][1,2,4]triazin-4-one

[00559] Q-525 (EV-AS3703-002)



[00560]

[00561] Step 1: Synthesis of 2-chloro-7-fluoro-3H,4H-pyrrolo[2,1-f][1,2,4]triazin-4-one

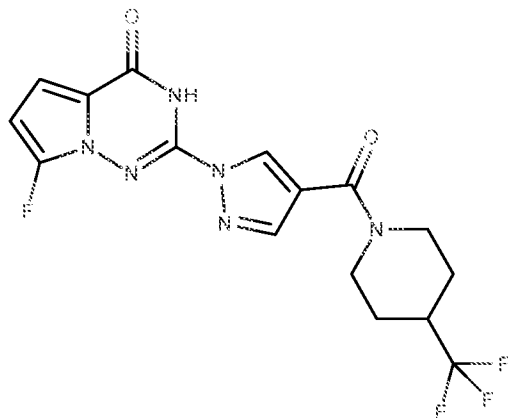


[00562] (EV-AS3703-002)

[00563] To a solution of 2,4-dichloro-7-fluoropyrrolo[2,1-f][1,2,4]triazine (WO2011/88045 A1, 2011) (446 mg, 2.16 mmol) in THF (20 ml) was added 5M aq NaOH solution (2.16 ml, 10.82 mmol) and stirred at r.t. for 22 h. The reaction mixture was concentrated *in vacuo* and the residue acidified to pH 5 using 2M aq HCl solution. The resulting precipitate was collected under vacuum filtration, washing with diethyl ether, to afford the title compound (283 mg, 35%) as an off-white powder.

[00564] Method B: LC-MS $m/z = 187.9$ $[M + H]^+$; RT = 0.86 min.

[00565] Step 2: Synthesis of 7-fluoro-2-{4-[4-(trifluoromethyl)piperidine-1-carbonyl]-1H-pyrazol-1-yl}-3H,4H-pyrrolo[2,1-f][1,2,4]triazin-4-one



[00566]

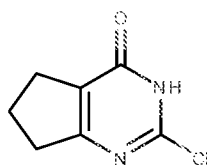
Q-525 (EV-AS3703-002)

[00567] The title compound was prepared in an analogous manner to Example 191 using 2-chloro-7-fluoro-3H,4H-pyrrolo[2,1-f][1,2,4]triazin-4-one (140 mg, 0.75 mmol) and purifying by preparative HPLC [method G] to give 7-fluoro-2-{4-[4-(trifluoromethyl)piperidine-1-carbonyl]-1H-pyrazol-1-yl}-3H,4H-pyrrolo[2,1-f][1,2,4]triazin-4-one (42 mg, 14%) as an off white powder.

[00568] Method C: LC-MS $m/z = 398.0$ [M + H]⁺; RT = 2.82 min.

Example 193 – Preparation of 2-{4-[4-(trifluoromethyl)piperidine-1-carbonyl]-1H-pyrazol-1-yl}-3H,4H,5H,6H,7H-cyclopenta[d]pyrimidin-4-one (Q-526, EV-AR5391-002)

[00569] Step 1: Synthesis of 2-chloro-3H,4H,5H,6H,7H-cyclopenta[d]pyrimidin-4-one



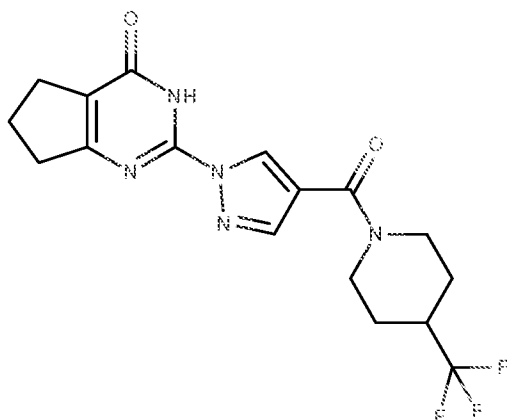
[00570]

(EV-AR5385-002)

[00571] To a solution of 2,4-dichloro-5H,6H,7H-cyclopenta[d]pyrimidine (3 g, 15.87 mmol) in THF (15 mL) was added 6M aq NaOH solution (10 eq, 26.45 ml) and the reaction stirred at 50 °C for 48 h. The reaction mixture was concentrated *in vacuo* to remove the organic solvent. The resulting aqueous solution was acidified to pH 4 with 5M aq HCl solution and extracted with EtOAc (2 × 50 ml), dried over sodium sulfate and concentrated *in vacuo* to afford the title compound (2.09 g, 75%) as a pale orange powder.

[00572] Method B: LC-MS $m/z = 170.9$ [M + H]⁺; RT = 0.68 min.

[00573] Step 2: Synthesis of 2-{4-[4-(trifluoromethyl)piperidine-1-carbonyl]-1H-pyrazol-1-yl}-3H,4H,5H,6H,7H-cyclopenta[d]pyrimidin-4-one



[00574]

(EV-AR5391-002)

[00575] To a solution of 2-chloro-3H,4H,5H,6H,7H-cyclopenta[d]pyrimidin-4-one (EV-AR5385-002, 200 mg, 1.17 mmol) in DMF (2 ml) was added 1-(1H-pyrazole-4-carbonyl)-4-(trifluoromethyl)piperidine (EV-AQ8818-001, 319 mg, 1.29 mmol), caesium carbonate (573 mg, 1.76 mmol), L-proline (54 mg, 0.47 mmol) and copper (I) iodide (45 mg, 0.23 mmol). The reaction mixture was then de-gassed and stirred at 120 °C for 20 h. The reaction mixture was concentrated *in vacuo* and then a 0.2M aq solution of EDTA (20ml) and DCM (30ml) were added and the mixture stirred at r.t. for 4 h. The organic phase was separated and the aqueous phase extracted with DCM (20ml). The combined organic extracts were washed with water (10 ml), dried over sodium sulfate and concentrated *in vacuo*. Purification by PREP-HPLC (Method G) afforded the title compound (140 mg, 31%) as a beige powder.

[00576] Method C: LC-MS $m/z = 382.1 [M + H]^+$; RT = 2.51 min

Example 194

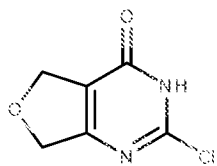
[00577] The example in Table 15 was prepared by the procedure described in Example 192, starting instead with 2,4-dichlorothieno[3,2-d]pyrimidine.

Table 15

Example No	Ref. No.	LBN	Structure	LC-MS (RT) Method C	MS (M+H) ⁺ Method C
194	Q-517	EV-AR5376-002	<p>The chemical structure is similar to the one in Example 192, but the cyclopenta[d]pyrimidin-4-one core is replaced by a thieno[3,2-d]pyrimidin-4-one core. The 2-position of the pyrimidine ring is substituted with a 1H-pyrazole-4-carbonyl group, and the 4-position of the pyrazole ring is substituted with a 4-(trifluoromethyl)piperidine group.</p>	2.67	397.1

Example 195 – Preparation of 2-{4-[4-(trifluoromethyl)piperidine-1-carbonyl]-1H-pyrazol-1-yl}-3H,4H,5H,7H-furo[3,4-d]pyrimidin-4-one (Q-453, EV-AQ8825-001)

[00578] Step 1: Synthesis of 2-chloro-3H,4H,5H,7H-furo[3,4-d]pyrimidin-4-one

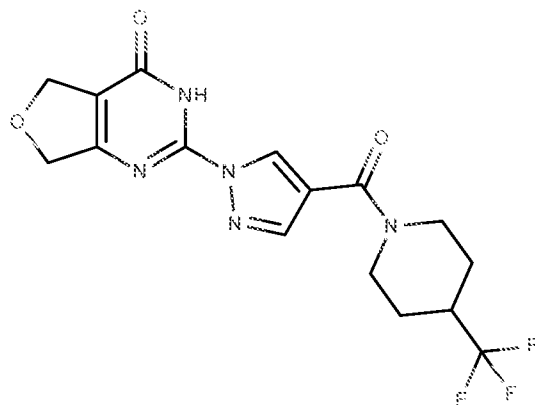


[00579] (EV-AQ8821-001)

[00580] To a stirred solution of 2,4-dichloro-5H,7H-furo[3,4-d]pyrimidine (EV-AQ8821-001, 1 g, 5.24 mmol) in THF (10 mL) was added 1M aq NaOH solution (10.5 mL, 10.5 mmol) and stirred at r.t. overnight. The solution was acidified to pH 4/5 with acetic acid and extracted with DCM (3 × 30 mL). The combined organic extracts were dried over MgSO₄ and concentrated *in vacuo* to afford the title compound (890 mg, 99%) as an orange powder.

[00581] ¹H NMR (500 MHz, DMSO-d₆) δ 4.88 (t, J = 3.3 Hz, 2H), 4.81 (t, J = 3.3 Hz, 2H).

[00582] Step 2: Synthesis of 2-{4-[4-(trifluoromethyl)piperidine-1-carbonyl]-1H-pyrazol-1-yl}-3H,4H,5H,7H-furo[3,4-d]pyrimidin-4-one



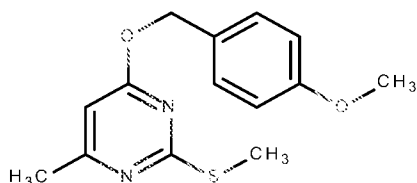
[00583] Q-453 (EV-AQ8825-001)

[00584] To a stirred solution of 7-chloro-5H,6H-imidazo[1,2-c]pyrimidin-5-one (EV-AQ8821-001, 100 mg, 0.58 mmol) and caesium carbonate (283 mg, 0.87 mmol) in DMF (3 mL) was added 1-(1H-pyrazole-4-carbonyl)-4-(trifluoromethyl)piperidine (Intermediate V, EV-AQ8818-001, 143 mg, 0.58 mmol) and stirred under microwave conditions at 120 °C for 5 h. The reaction was cooled to r.t., concentrated *in vacuo* and purified *via* PREP-HPLC (Method G) to afford (59 mg, 27%) as a colourless powder.

[00585] Method C: LC-MS *m/z* = 382.2 [M - H]⁺; RT = 2.28 min

Example 196 – Preparation of 6-methyl-2-[3-(1,2,3,4-tetrahydroisoquinoline-2-carbonyl)-1H-pyrazol-1-yl]-3,4-dihydropyrimidin-4-one (Q-308, EV-AN7470-001)

[00586] Step 1: Synthesis of 4-[(4-methoxyphenyl)methoxy]-6-methyl-2-(methylsulfanyl)pyrimidine

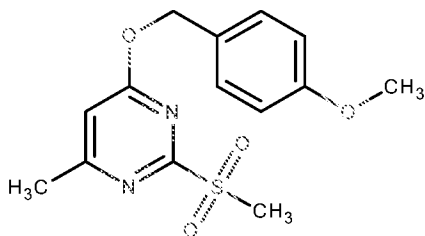


[00587] (EV-AN0086-002)

[00588] To solution of 6-methyl-2-(methylsulfanyl)-3,4-dihydropyrimidin-4-one Intermediate 1 Step 1 (EV-AO5743-001, 7 g, 44.8 mmol) in water (50ml) and dioxane (100ml) was added NaOH (2.15 g, 53.8 mmol) followed by 1-(chloromethyl)-4-methoxybenzene (8.42 g, 53.8 mmol) and stirred at 50 °C for 1 h. The reaction mixture was cooled to r.t. and the resultant precipitate filtered under vacuum and purified by chromatography on SiO₂, eluting with Heptane/EtOAc (gradient 100:0 – 0:100) to afford the title compound (1.54 g, 11.4%) as an oil.

[00589] Method A: LC-MS: m/z = +277.0 (M+H)⁺; RT = 1.40 min.

[00590] Step 2: Synthesis of 2-methanesulfonyl-4-[(4-methoxyphenyl)methoxy]-6-methylpyrimidine

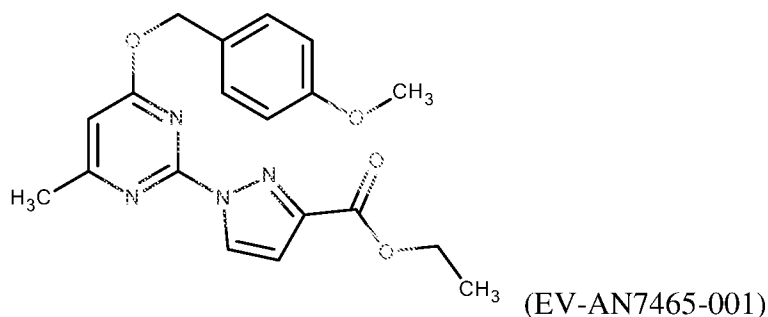


[00591] (EV-AO5710-002)

[00592] To a solution of 4-[(4-methoxyphenyl)methoxy]-6-methyl-2-(methylsulfanyl)pyrimidine (EV-AN0086-002, 1.5 g, 5.43 mmol) in DCM (15 mL) under nitrogen at 0 °C was added mCPBA (75%, 2.50 g, 10.86 mmol) and stirred at r.t. for 1 h. The reaction was diluted with chloroform (50 mL) and more mCPBA (200mg, 0.87 mmol) was added and the reaction stirred at r.t. for a further 1 h. The reaction was quenched by addition of 0.5M aq sodium thiosulfate solution (20 mL). The organic layer was extracted and washed with saturated NaHCO₃ solution (3 × 20 mL), dried over Na₂SO₄ and concentrated *in vacuo* to afford the title compound (1.64g , 104%) as a pale yellow oil.

[00593] Method A: LC-MS: $m/z = +331.1$ ($M+Na$) $^+$, RT = 1.23 min.

[00594] Step 3: Synthesis of ethyl 1-{4-[(4-methoxyphenyl)methoxy]-6-methylpyrimidin-2-yl}-1H-pyrazole-3-carboxylate

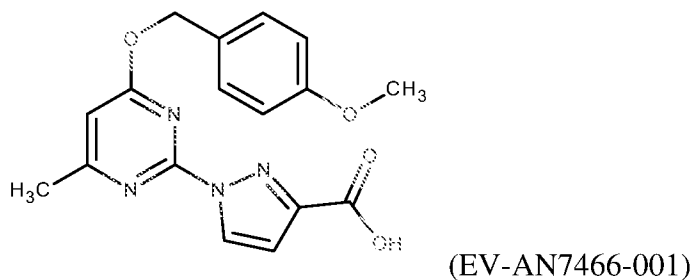


[00595]

[00596] To a solution of ethyl 1H-pyrazole-5-carboxylate (95.44 mg, 0.68 mmol) in DMF (5 mL) at 0 °C was added NaH (60% in oil, 31.13 mg, 0.78 mmol) and stirred at 0 °C – r.t. for 30 mins. 2-methanesulfonyl-4-[(4-methoxyphenyl)methoxy]-6-methylpyrimidine (EV-AO5710-002, 200 mg, 0.65 mmol) in DMF (5 mL) was added and the reaction mixture stirred at r.t. for 1.5 h. The reaction mixture was quenched by the addition of water (10 mL) and extracted with EtOAc (3 × 15 mL). The combined organic fractions were washed with water (3 × 10 mL), brine solution (10 mL), dried over Na₂SO₄, and concentrated *in vacuo*. Purification by chromatography on SiO₂ eluting with Heptane/EtOAc (gradient 100:0 – 0:100) to afford the title compound (154 mg, 62.5%) as a clear oil.

[00597] Method A: LC-MS: $m/z = 391.1$ ($M+Na$) $^+$; RT = 1.43.

[00598] Step 4: Intermediate 46 Synthesis of 1-{4-[(4-methoxyphenyl)methoxy]-6-methylpyrimidin-2-yl}-1H-pyrazole-3-carboxylic acid



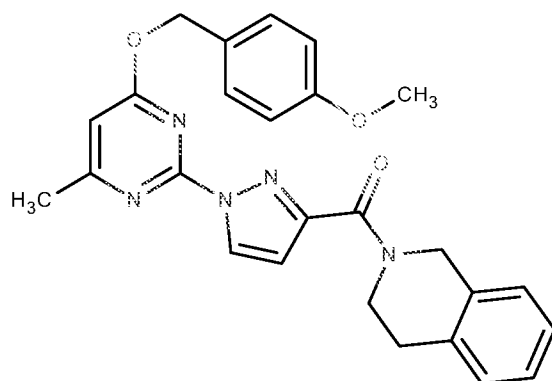
[00599]

[00600] Ethyl 1-{4-[(4-methoxyphenyl)methoxy]-6-methylpyrimidin-2-yl}-1H-pyrazole-3-carboxylate (EV-AN7466-001, 125 mg, 0.34 mmol) was suspended in 2:2:1 THF/water/methanol (7.5 mL) and 2.5M aq NaOH solution (0.81 mL) was added. The reaction mixture was stirred at r.t. for 30 mins. The organics were removed *in vacuo* and the aqueous solution acidified with 2M aq HCl solution. The resultant precipitate was collected

and dried under vacuum filtration. The filtrate was then extracted with EtOAc (2 × 10 mL) and the combined extracts dried over Na₂SO₄, concentrated in vacuo and combined with the precipitate to afford the title compound (115 mg, 93.6%) as an off white powder.

[00601] Method A: LC-MS: m/z = 363.1 (M+Na)⁺; RT = 1.24 min.

[00602] Step 5: Synthesis of 2-(1-{4-[(4-methoxyphenyl)methoxy]-6-methylpyrimidin-2-yl}-1H-pyrazole-3-carbonyl)-1,2,3,4-tetrahydroisoquinoline



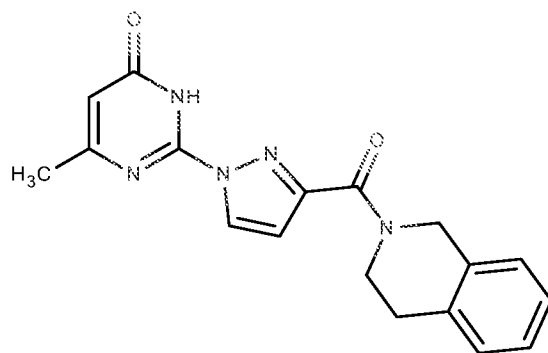
[00603]

(EV-AN7468-001)

[00604] To a solution of 1-{4-[(4-methoxyphenyl)methoxy]-6-methylpyrimidin-2-yl}-1H-pyrazole-3-carboxylic acid (EV-AN7466-001, 115 mg, 0.34 mmol) in DMF (1.5 mL) was added COMU (159.18 mg, 0.37 mmol), DIPEA (0.14 mL, 0.84 mmol) and 1,2,3,4-tetrahydroisoquinoline (0.05 mL, 0.37 mmol) and stirred at r.t. overnight. To the reaction mixture was added ice water and extracted with EtOAc (2 × 5 mL). The combined organic extracts were washed with saturated NaHCO₃ solution (5 mL), brine solution (5 mL), dried over Na₂SO₄ and concentrated *in vacuo*. Purification by chromatography on SiO₂, eluting with Heptane/EtOAc (gradient 100:0 – 0:100), afforded the title compound (119 mg, 70.4%) as an opaque gum.

[00605] Method A: LC-MS: m/z = +456.0 (M+H)⁺; RT = 1.52 min.

[00606] Step 6: Synthesis of 6-methyl-2-[3-(1,2,3,4-tetrahydroisoquinoline-2-carbonyl)-1H-pyrazol-1-yl]-3,4-dihydropyrimidin-4-one



[00607]

Q-308, EV-AN7470-001

[00608] To a solution of 2-(1-{4-[(4-methoxyphenyl)methoxy]-6-methylpyrimidin-2-yl}-1H-pyrazole-3-carbonyl)-1,2,3,4-tetrahydroisoquinoline (EV-AN7468-001, 89 mg, 0.2 mmol) in DCM (2 mL) was added TFA (0.16 mL) and stirred at r.t. for 2 h. The reaction mixture was concentrated *in vacuo*, re-dissolved in DCM, washed with saturated NaHCO₃ solution, dried over Na₂SO₄ and concentrated *in vacuo*. Purification by PREP-HPLC (Method G) method) followed by a free base with saturated NaHCO₃ solution afforded the title compound (35.7 mg, 54.5%) as an off white solid.

[00609] Method A: LC-MS: m/z = +336.1 (M+H)⁺; RT = 2.50.

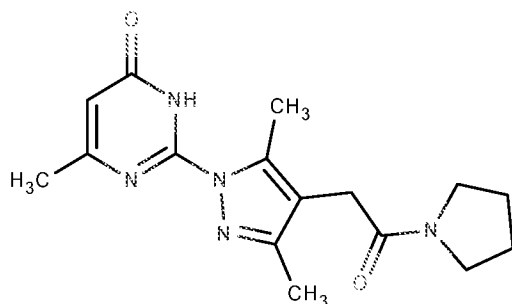
Examples 197-198

[00610] The examples in Table 16 were made in an analogous manner to example 197 coupling Intermediate 46 with the appropriate amine followed by deprotection.

Table 16

Example No	Route	Ref. No.	LBN	Structure	LC-MS (RT) Method C	MS (M+H) ⁺ Method C
197	5a	Q-343	EV-AN7493-001		1.48	290.1
198	5a	Q-333	EV-AN7492-001		2.24	288.1

Example 199 – 2-{3,5-dimethyl-4-[2-oxo-2-(pyrrolidin-1-yl)ethyl]-1H-pyrazol-1-yl}-6-methyl-3,4-dihydropyrimidin-4-one EV-AN7461-001



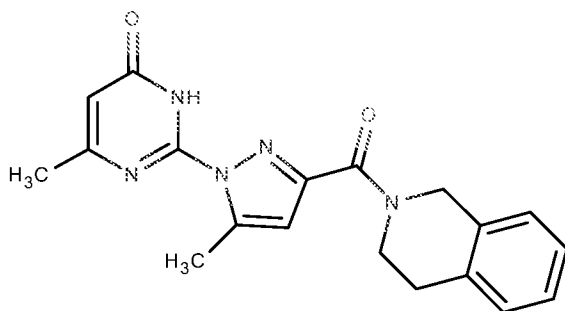
[00611]

Q-301

[00612] The title compound (20.1 mg, 25.6%) was prepared in an analogous manner to Example 196, reacting ethyl 2-(3,5-dimethyl-1H-pyrazol-4-yl)acetate with Example 196 step 2 using HATU for the coupling with pyrrolidine.

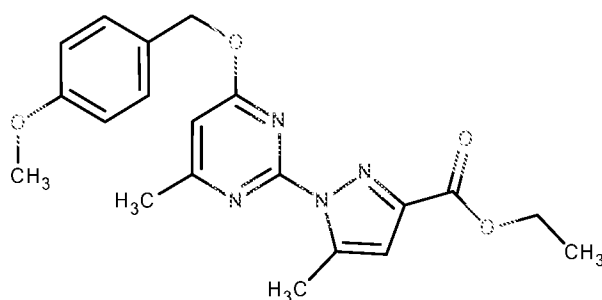
[00613] Method C: LC-MS: $m/z = 316.2$ (M+H)⁺; RT = 2.05 min.

Example 200 – Preparation of 6-methyl-2-[5-methyl-3-(1,2,3,4-tetrahydroisoquinoline-2-carbonyl)-1H-pyrazol-1-yl]-3,4-dihydropyrimidin-4-one (Q-365, EV-AO7568-002)



[00614]

[00615] Step 1: Synthesis of ethyl-1-{4-[(4-methoxyphenyl)methoxy]-6-methylpyrimidin-2-yl}-5-methyl-1H-pyrazole-3-carboxylate



[00616]

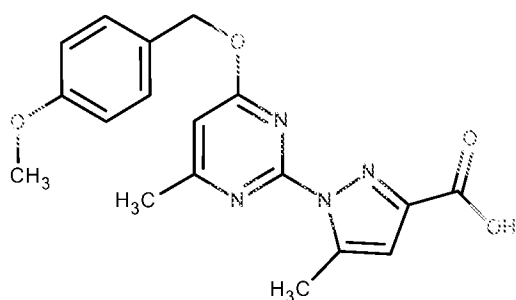
(EV-AO7559-002)

[00617] To a solution of 2-methanesulfonyl-4-[(4-methoxyphenyl)methoxy]-6-methylpyrimidine (Example 196 Step 2, 500 mg, 1.622 mmol) in DMF (10 mL) at 0 °C was

added NaH (60% in oil) (60%, 78 mg, 1.946 mmol) and then ethyl 5-methyl-1H-pyrazole-3-carboxylate (275 mg, 1.784 mmol) and the reaction mixture stirred at r.t. for 2 h. The reaction mixture was quenched by the addition of water (10 mL) and extracted with EtOAc (3 × 20 mL). The combined organic extracts were washed with water (2 x 10 mL), brine solution (10 mL), dried over Na₂SO₄, concentrated *in vacuo* and purified *via* chromatography on SiO₂ (gradient 100:0 - 0:100, Heptane-EtOAc), to afford the title compound (406 mg, 65%) as a colourless oil.

[00618] Method A: LC-MS $m/z = 383.1 [M + H]^+$; RT = 1.45 min.

[00619] Step 2: Synthesis of 1-{4-[(4-methoxyphenyl)methoxy]-6-methylpyrimidin-2-yl}-5-methyl-1H-pyrazole-3-carboxylic acid



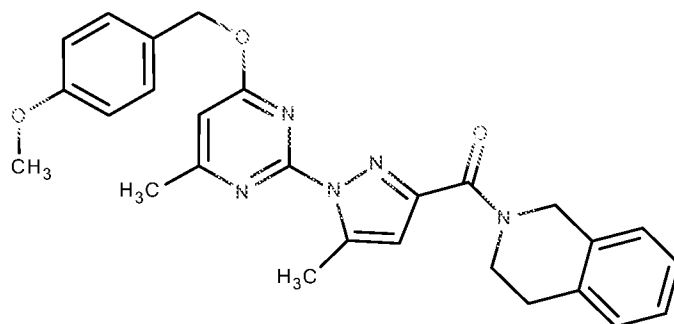
[00620]

(EV-AO7561-001)

[00621] To a solution of ethyl 1-{4-[(4-methoxyphenyl)methoxy]-6-methylpyrimidin-2-yl}-5-methyl-1H-pyrazole-3-carboxylate (EV-AO7559-002, 406 mg, 1.062 mmol) in 2:2:1 THF/water/methanol (25 mL) was added 2.5M aqueous NaOH (2.55 ml) and the reaction mixture stirred at r.t. overnight. The reaction mixture was concentrated *in vacuo* and the residue acidified with 2M aq HCl solution to pH 6 to afford a white precipitate which was filtered and dried under vacuum to give the title compound (340 mg, 90%) as a white powder.

[00622] Method A: LC-MS $m/z = 377.0 [M + H]^+$; RT = 1.26 min.

[00623] Step 3: Synthesis of 2-(1-{4-[(4-methoxyphenyl)methoxy]-6-methylpyrimidin-2-yl}-5-methyl-1H-pyrazole-3-carbonyl)-1,2,3,4-tetrahydroisoquinoline



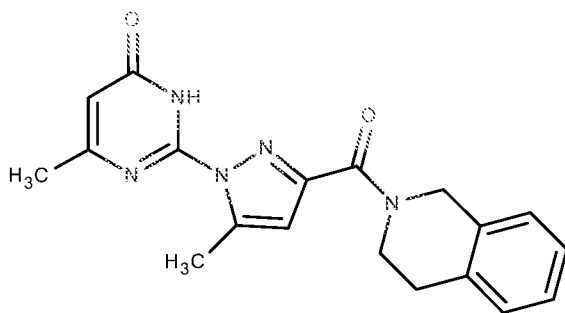
[00624]

(EV-AO7563-002)

[00625] To a stirred solution of 5-methyl-1-(4-methyl-6-oxo-1,6-dihydropyrimidin-2-yl)-1H-pyrazole-4-carboxylic acid (EV-AO7561-001, 150 mg, 0.423 mmol) in DMF (2 ml) were added COMU (199 mg, 0.466 mmol), DIPEA (181 μ l, 1.058 mmol) and 1,2,3,4-tetrahydroisoquinoline (59 μ l, 0.466 mmol). The resulting mixture was stirred at r.t. for 2 h. The reaction mixture was concentrated *in vacuo* to remove the DMF and the crude residue redissolved in water (50 ml). The reaction mixture was quenched by addition of saturated sodium bicarbonate solution (20 ml) extracted with DCM (3 \times 100 ml). The combined organic extracts were dried over sodium sulphate, concentrated *in vacuo* and purified *via* chromatography on SiO₂ (gradient 100:0 -0:100, Heptane-EtOAc) to afford the title compound (152 mg, 61%) as a yellow viscous oil.

[00626] Method A: LC-MS m/z = 470.2 [M + H]⁺; RT = 1.51 min.

[00627] Step 4: Synthesis of 6-methyl-2-[5-methyl-3-(1,2,3,4-tetrahydroisoquinoline-2-carbonyl)-1H-pyrazol-1-yl]-3,4-dihydropyrimidin-4-one



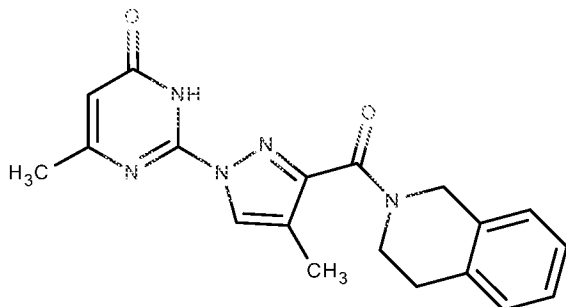
[00628]

Q-365 (EV-AO7568-002)

[00629] 2-(1-{4-[(4-methoxyphenyl)methoxy]-6-methylpyrimidin-2-yl}-5-methyl-1H-pyrazole-3-carbonyl)-1,2,3,4-tetrahydroisoquinoline (EV-AO7563-002, 80%, 152 mg, 0.259 mmol) was dissolved in MeOH (10 mL) and subjected to H-cube conditions (1ml/min, 1 bar, 50 °C, Full H₂ mode) over a Pd/C (10%) cat cartridge. The solvent was then removed *in vacuo* and the residue purified by trituration using MeCN to afford the title compound (61 mg, 67%) as a white powder.

[00630] Method C: LC-MS $m/z = 350.2$ $[M + H]^+$; RT = 2.81 min

Example 201 – Synthesis of 6-methyl-2-[5-methyl-3-(1,2,3,4-tetrahydroisoquinoline-2-carbonyl)-1H-pyrazol-1-yl]-3,4-dihydropyrimidin-4-one



[00631]

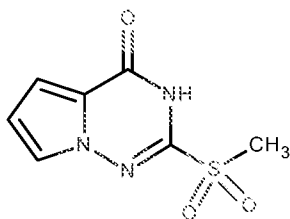
Q-366 (EV-AO7569-002)

[00632] The title compound was prepared analogously to Example 200 using ethyl 4-methyl-1H-pyrazole-3-carboxylate in place of ethyl 5-methyl-1H-pyrazole-3-carboxylate.

[00633] Method C: LC-MS $m/z = 350.2$ $[M + H]^+$; RT = 2.81 min.

Example 203 – Preparation of 2-[4-[4-(trifluoromethyl)piperidine-1-carbonyl]-1H-pyrazol-1-yl]-3H,4H-pyrrolo[2,1-f][1,2,4]triazin-4-one (Q-467, EV-AQ3851-002)

[00634] Step 1: Synthesis of 2-methanesulfonyl-3H,4H-pyrrolo[2,1-f][1,2,4]triazin-4-one



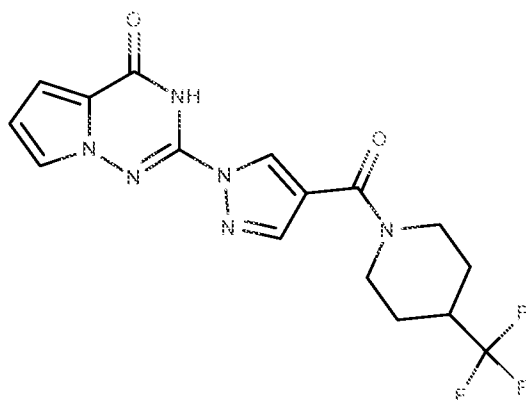
[00635]

(EV-AQ3847-001)

[00636] To 2-(methylsulfonyl)-3H,4H-pyrrolo[2,1-f][1,2,4] triazin-4-one (900 mg, 4.97 mmol) in AcOH (18 ml) was added hydrogen peroxide (35%, 8.7 ml, 0.1 mol) and the resultant suspension was stirred r.t. for 39 h, during which time the suspension dissolved and a precipitate formed. The precipitate was collected by vacuum filtration, washed with water followed by ether to afford the title compound (950 mg, 88%) as a white solid.

[00637] Method B: LC-MS $m/z = 213.9$ $[M + H]^+$; RT = 0.73 min.

[00638] Step 2: Synthesis of 2-[4-[4-(trifluoromethyl)piperidine-1-carbonyl]-1H-pyrazol-1-yl]-3H,4H-pyrrolo[2,1-f][1,2,4]triazin-4-one



[00639]

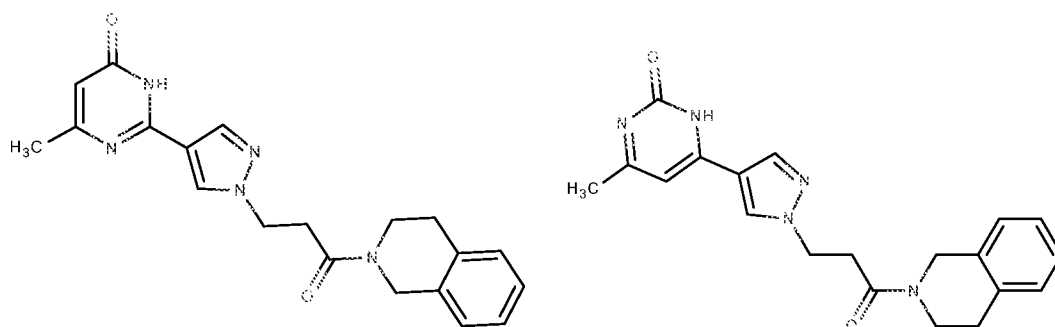
(EV-AQ3851-002)

[00640] 1-(1H-pyrazole-4-carbonyl)-4-(trifluoromethyl)piperidine (EV-AQ3840-001, 243.49 mg, 0.98 mmol) was added to a solution of 2-methanesulfonyl-3H,4H-pyrrolo[2,1-f][1,2,4]triazin-4-one (200 mg, 0.94 mmol) and caesium carbonate (458.44 mg, 1.41 mmol) in DMF (4 ml) and stirred under microwave conditions at 175 °C for 9 h. The reaction mixture was concentrated *in vacuo*, redissolved in water and extracted with EtOAc (×2). The combined organic extracts were washed with brine, dried over MgSO₄ and concentrated *in vacuo* to afford a clear gum. Purification by PREP-HPLC afforded the title compound (37 mg, 10%) as a white solid. Meanwhile a solid had precipitated from the aqueous, the solid was collected under vacuum filtration, washed with water followed by ether and dried under vacuum overnight to afford a further batch of the title compound (113 mg, 32%) as a white solid.

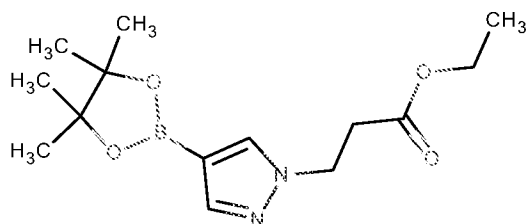
[00641] Method C: LC-MS $m/z = 380.0$ [M + H]⁺; RT = 2.66 min.

Example 204 – Preparation of 6-methyl-2-{1-[3-oxo-3-(1,2,3,4-tetrahydroisoquinolin-2-yl)propyl]-1H-pyrazol-4-yl}-3,4-dihydropyrimidin-4-one (Q-291, EV-AN7447-001) and

Example 205 – 4-methyl-6-{1-[3-oxo-3-(1,2,3,4-tetrahydroisoquinolin-2-yl)propyl]-1H-pyrazol-4-yl}-1,2-dihydropyrimidin-2-one (Q-292, EV-AN7447-002).



[00642] Step 1: Synthesis of ethyl 3-[3,5-dimethyl-4-(tetramethyl-1,3,2-dioxaborolan-2-yl)-1H-pyrazol-1-yl]propanoate



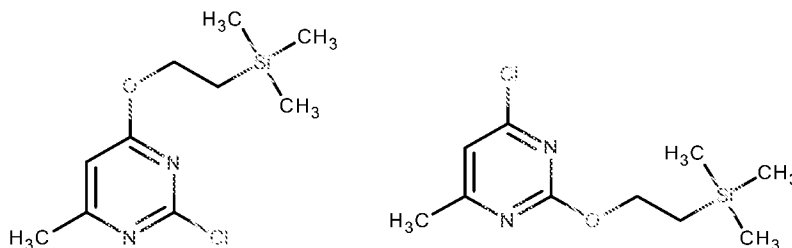
[00643]

(EV-AN7436-002)

[00644] To a solution of pyrazole-4-boronic acid pinacol ester (500 mg, 2.58 mmol) in acetonitrile (10 mL) was added ethyl acrylate (0.42 mL, 3.87 mmol), followed by DBU (0.39 mL, 2.58 mmol) and stirred at r.t. for 15.5 h. The reaction mixture was concentrated *in vacuo* and purified by chromatography on SiO₂, eluting with Heptane/EtOAc (gradient 100:0 – 0:100) to afford the title compound (310 mg, 38%) as a clear oil.

[00645] Method A: LC-MS: $m/z = +295.0$ (M+H)⁺; RT = 1.25 min.

[00646] Step 2: Synthesis of 2-chloro-4-methyl-6-[2-(trimethylsilyl)ethoxy]pyrimidine and 4-chloro-6-methyl-2-[2-(trimethylsilyl)ethoxy]pyrimidine



[00647]

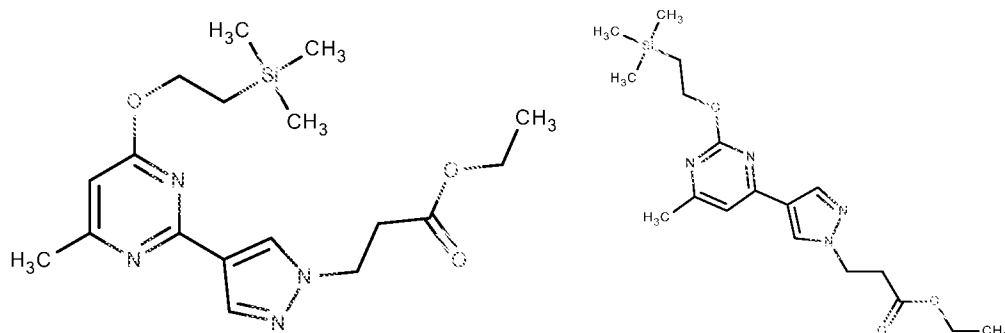
(EV-AN7439-

004)

[00648] To a stirred solution of 2-(trimethylsilyl)ethanol (3.5 mL) in THF (7 mL) at 0 °C was added NaH (60% in oil, 490.74 mg, 12.27 mmol). The reaction mixture was warmed to r.t. over 15 mins and then cooled again to 0 °C. To the reaction mixture was added 2,4-dichloro-6-methylpyrimidine (2 g, 12.27 mmol) in THF (8 mL) and stirred at 0 °C for 1.5 h. The reaction mixture was quenched by the addition of saturated NH₄Cl aqueous solution (10 mL) and extracted with EtOAc (3 × 25 mL). The combined organic extracts were washed with brine solution (10 mL), dried over Na₂SO₄ and concentrated *in vacuo*. Purification by chromatography on SiO₂, eluting with Heptane/EtOAc (gradient 100:0 – 50:50) to afford the title compound (2.21g, 72.2%, 2.7:1 mixture of regioisomers) as a white solid.

[00649] Method A: LC-MS: $m/z = 216.9, 218.9$ (M+H)⁺; RT = 1.62 min.

[00650] Step 3: Synthesis of ethyl 3-(4-{4-methyl-6-[2-(trimethylsilyl)ethoxy]pyrimidin-2-yl}-1H-pyrazol-1-yl)propanoate and ethyl 3-(4-{6-methyl-2-[2-(trimethylsilyl)ethoxy]pyrimidin-4-yl}-1H-pyrazol-1-yl)propanoate

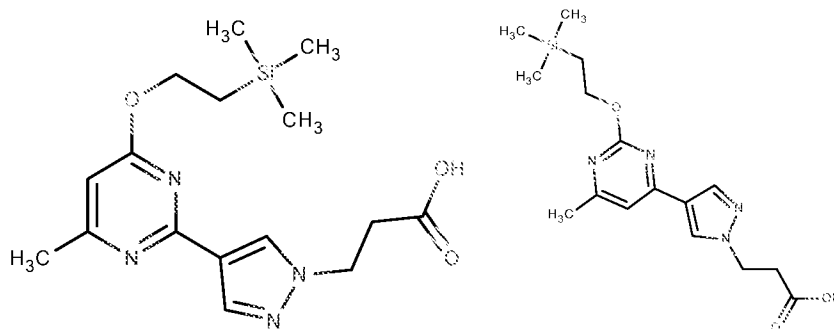


[00651]
(EV-AN7442-001)

[00652] To a solution of 2-chloro-4-methyl-6-[2-(trimethylsilyl)ethoxy]pyrimidine (EV-AN7439-004, 185 mg as a mixture of regioisomers, 0.76 mmol), ethyl 3-[4-(tetramethyl-1,3,2-dioxaborolan-2-yl)-1H-pyrazol-1-yl]propanoate (EV-AN7436-002, 93%, 358.56 mg, 1.13 mmol) and CsF (172.2 mg, 1.13 mmol) in DME, ethanol (2:1, 7.5 mL) was added Pd(PPh₃)₄ (87.33 mg, 0.08 mmol) and stirred under microwave conditions at 120 °C for 15 mins. The reaction mixture was cooled to r.t. and water (10 mL) and EtOAc (15 mL) were added. The organic fraction was extracted and the aqueous phase re-extracted with more EtOAc (2 × 5 mL). The combined organics were washed with brine solution (5 mL), dried over Na₂SO₄ and concentrated *in vacuo*. Purification by chromatography on SiO₂ eluting with Heptane/EtOAc (gradient 100:0 – 0:100) to afford the title compound (285 mg, 81.1%, 2:1 mixture of regioisomers) as a clear oil.

[00653] Method A: LC-MS: m/z = +377.2 (M+H)⁺; RT = 1.45 min.

[00654] Step 4: Synthesis 3-(4-{4-methyl-6-[2-(trimethylsilyl)ethoxy]pyrimidin-2-yl}-1H-pyrazol-1-yl)propanoic acid and 3-(4-{6-methyl-2-[2-(trimethylsilyl)ethoxy]pyrimidin-4-yl}-1H-pyrazol-1-yl)propanoic acid



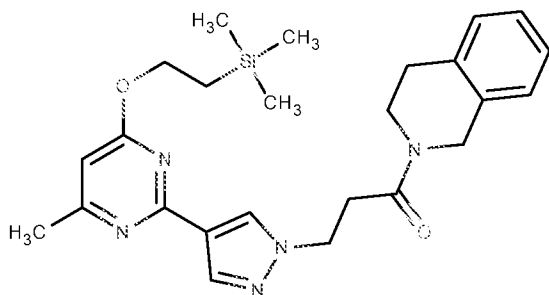
[00655]

(EV-AN7445-001)

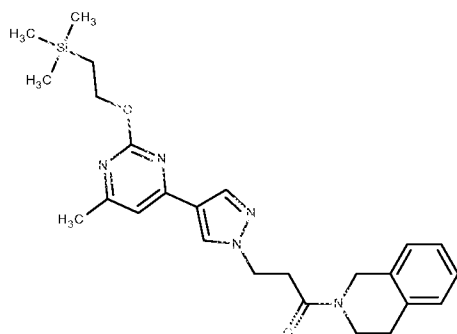
[00656] Ethyl 3-(4-(4-methyl-6-[2-(trimethylsilyl)ethoxy]pyrimidin-2-yl)-1H-pyrazol-1-yl)propanoate (EV-AN7442-001, 285 mg (as a mixture of regioisomers), 0.76 mmol) was suspended in 2:2:1 THF/water/methanol (12.5 mL) and sodium hydroxide (147.13 mg, 3.68 mmol) was added. The reaction mixture was stirred at r.t. for 1 h. The organics were removed *in vacuo* and the aqueous solution acidified with 2M aq HCl solution and extracted with EtOAc (2 × 10mL). The combined organics were dried over Na₂SO₄ and concentrated *in vacuo* to afford the title compound (239 mg, 94%, 2:1 mixture of regioisomers) as a colourless oil.

[00657] Method A: LC-MS: $m/z = +349.2$ (M+H)⁺; RT = 1.27 min.

[00658] Step 5: Synthesis of 3-(4-(4-methyl-6-[2-(trimethylsilyl)ethoxy]pyrimidin-2-yl)-1H-pyrazol-1-yl)-1-(1,2,3,4-tetrahydroisoquinolin-2-yl)propan-1-one and 3-(4-(6-methyl-2-[2-(trimethylsilyl)ethoxy]pyrimidin-4-yl)-1H-pyrazol-1-yl)-1-(1,2,3,4-tetrahydroisoquinolin-2-yl)propan-1-one



[00659]

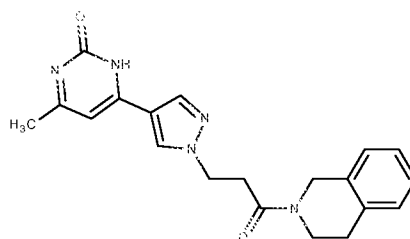
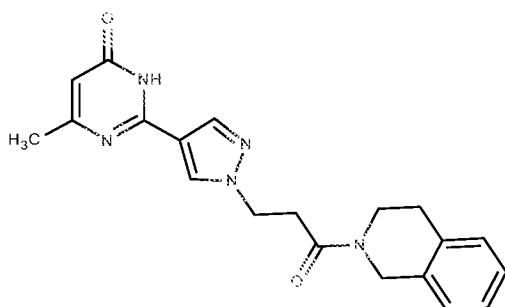


(EV-AN7446-001)

[00660] To a solution of 3-(4-{4-methyl-6-[2-(trimethylsilyl)ethoxy]pyrimidin-2-yl}-1H-pyrazol-1-yl)propanoic acid (EV-AN7445-001, 120 mg (as a mixture of regioisomers), 0.29 mmol) in DMF (4 ml) was added TBTU (278.63 mg, 0.87 mmol), DIPEA (0.12 mL, 0.72 mmol) and 1,2,3,4-tetrahydroisoquinoline (0.06 mL, 0.43 mmol) and stirred at r.t. for 15 h. To the reaction mixture was added ice water and extracted with EtOAc (2 × 5 mL). The combined organic extracts were washed with brine (5 mL), dried over Na₂SO₄ and concentrated *in vacuo* to afford the title compound (162 mg, 87%, as a mixture of regioisomers) as a colourless oil.

[00661] Method: LC-MS: m/z = +464.2 (M+H)⁺; RT = 1.47 min.

[00662] Step 6: Synthesis of 6-methyl-2-{1-[3-oxo-3-(1,2,3,4-tetrahydroisoquinolin-2-yl)propyl]-1H-pyrazol-4-yl}-3,4-dihydropyrimidin-4-one (Q-291, EV-AN7447-001) and 4-methyl-6-{1-[3-oxo-3-(1,2,3,4-tetrahydroisoquinolin-2-yl)propyl]-1H-pyrazol-4-yl}-1,2-dihydropyrimidin-2-one



[00663]

[00664] 3-(4-{4-methyl-6-[2-(trimethylsilyl)ethoxy]pyrimidin-2-yl}-1H-pyrazol-1-yl)-1-(1,2,3,4-tetrahydroisoquinolin-2-yl)propan-1-one (EV-AN7446-001, 162 mg (as a mixture of regioisomers), 0.25 mmol) was dissolved in DCM (4 mL) and TFA (1 mL) was added. The reaction mixture was stirred for 1.5 h and then concentrated *in vacuo*. The crude residue was re-dissolved in DCM and washed with saturated NaHCO₃ solution, dried over Na₂SO₄ and concentrated *in vacuo* afforded the title compounds as a mixture of regioisomers.

[00665] Purification by PREP-HPLC (Method G) afforded the first eluting isomer 6-methyl-2-{1-[3-oxo-3-(1,2,3,4-tetrahydroisoquinolin-2-yl)propyl]-1H-pyrazol-4-yl}-3,4-dihydropyrimidin-4-one, Example 204 (Q-291, EV-AN7447-001) (20.2 mg, 22.1%) as an off white powder.

[00666] Method C: LC-MS: m/z = 364.2 (M+H)⁺; RT = 2.02

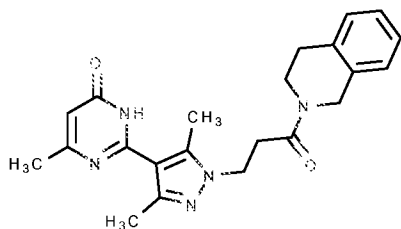
[00667] The second eluting isomer 4-methyl-6-{1-[3-oxo-3-(1,2,3,4-tetrahydroisoquinolin-2-yl)propyl]-1H-pyrazol-4-yl}-1,2-dihydropyrimidin-2-one Example 205 (Q-292, EV-AN7447-002) (12.2 mg, 12.5%) was isolated as a beige powder.

Example 206 – 6-methyl-2-{1-[3-oxo-3-(pyrrolidin-1-yl)propyl]-1H-pyrazol-4-yl}-3,4-dihydropyrimidin-4-one (Q-283, EV-AN7448-001)

[00668] The title compound was prepared in an analogous manner to Example 204 provide the title compound (12.02 mg, 16.6%). The regioisomer could not be obtained in sufficient purity for testing.

[00669] Method C: LC-MS: m/z = 302.1 (M+H)⁺; RT = 1.40

Example 207 – 2-{3,5-dimethyl-1-[3-oxo-3-(1,2,3,4-tetrahydroisoquinolin-2-yl)propyl]-1H-pyrazol-4-yl}-6-methyl-3,4-dihydropyrimidin-4-one



[00670]

Q-284

[00671] The title compound was prepared in an analogous fashion to Example 204 using 3,5-dimethyl-4-(tetramethyl-1,3,2-dioxaborolan-2-yl)-1H-pyrazole in step 1 to provide the title compound (21.9 mg, 38.5).

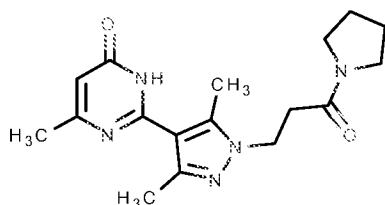
[00672] Method C: LC-MS: m/z = 392.2 (M+H)⁺; RT = 2.15

Example 208 – 4-{3,5-dimethyl-1-[3-oxo-3-(1,2,3,4-tetrahydroisoquinolin-2-yl)propyl]-1H-pyrazol-4-yl} -6-methyl-1,2-dihydropyrimidin-2-one (Q-285, EV-AN7453-002)

[00673] The title compound was prepared in an analogous fashion to Example 204 using 3,5-dimethyl-4-(tetramethyl-1,3,2-dioxaborolan-2-yl)-1H-pyrazole in step 1 to provide the title compound (17.5 mg, 31.1).

[00674] Method C: LC-MS: $m/z = 392.2$ (M+H)⁺; RT = 1.82 min.

Example 209 – 2-{3,5-dimethyl-1-[3-oxo-3-(pyrrolidin-1-yl)propyl]-1H-pyrazol-4-yl}-6-methyl-3,4-dihydropyrimidin-4-one



[00675]

Q-306 (EV-AN7457-001)

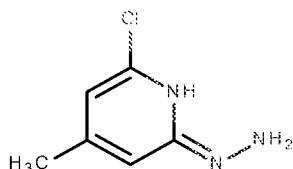
[00676] The title compound (20.1 mg, 25.6%) was prepared in an analogous manner to Example 208 coupling with pyrrolidine.

[00677] Method C: LC-MS: $m/z = 330.2$ (M+H)⁺; RT = 1.57 min.

Example 210 – Preparation of 4-methyl-6-{5-methyl-4-[4-(trifluoromethyl)piperidine-1-carbonyl]-1H-pyrazol-1-yl}-1,2-dihydropyridin-2-one (Q-439, EV-AQ8815-001) and

Example 211 – 4-methyl-6-{3-methyl-4-[4-(trifluoromethyl)piperidine-1-carbonyl]-1H-pyrazol-1-yl}-1,2-dihydropyridin-2-one (Q-440, EV-AQ8815-002)

[00678] Step 1: Synthesis of 6-chloro-2-hydrazinylidene-4-methyl-1,2-dihydropyridine



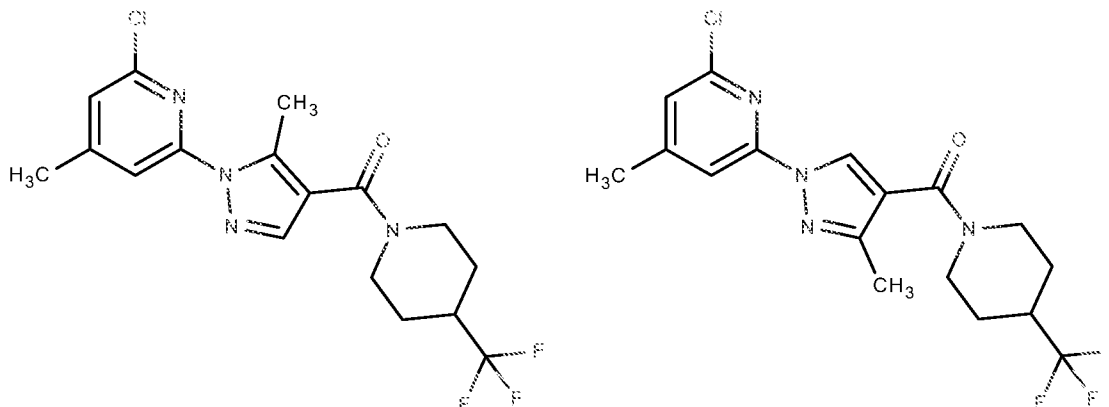
[00679]

(EV-AQ8803-001)

[00680] 2,6-dichloro-4-methylpyridine (102 mg, 0.63 mmol) was heated to ~110 °C in hydrazine hydrate (1 mL) for 3 hours. The solution was cooled to 0 °C and water (3 mL) was added. The resulting precipitate was isolated *via* filtration and washed with ice-cold water to yield 6-chloro-2-hydrazinylidene-4-methyl-1,2-dihydropyridine (32 mg, 32%) as a pale yellow powder.

[00681] LC-MS $m/z = 157.9$ [M + H]⁺; RT = 0.42 min.

[00682] Step 2: Synthesis of 2-chloro-4-methyl-6-{5-methyl-4-[4-(trifluoromethyl)piperidine-1-carbonyl]-1H-pyrazol-1-yl}pyridine and 2-chloro-4-methyl-6-{3-methyl-4-[4-(trifluoromethyl)piperidine-1-carbonyl]-1H-pyrazol-1-yl}pyridine

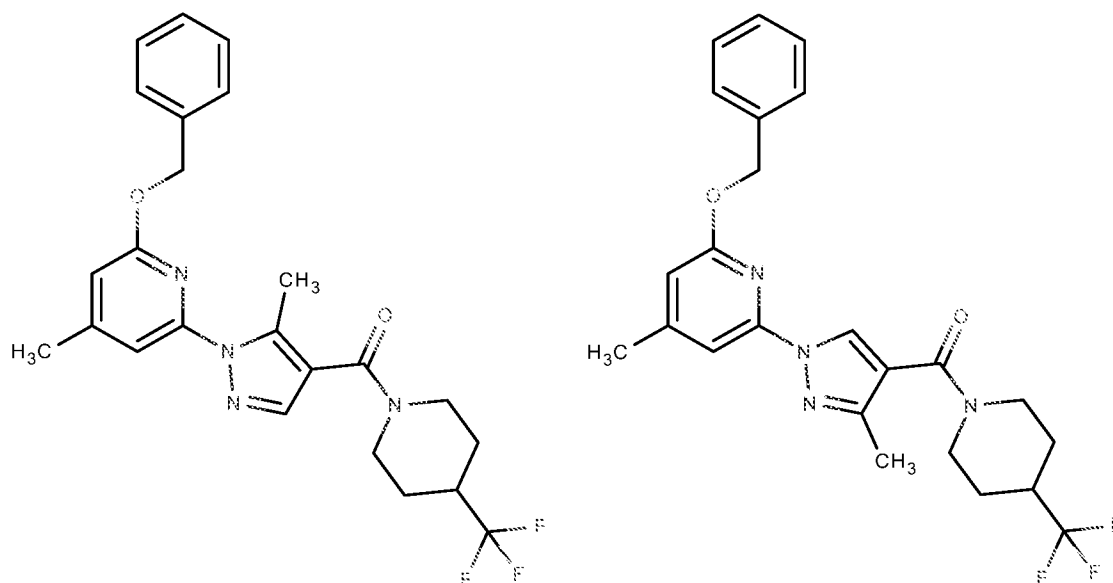


(EV-AQ8810-001)

[00683] To a stirred solution of (2*E*)-2-[(dimethylamino)methylidene]-1-[4-(trifluoromethyl)piperidin-1-yl]butane-1,3-dione (EV-AP2353-001, 927 mg, 3.17 mmol) in EtOH (7 mL) and AcOH (635 μ L 11.1 mmol) was added 2-chloro-6-hydrazinyl-4-methylpyridine (500 mg, 3.17 mmol) and the reaction mixture was stirred at 80 °C overnight. The reaction was cooled and the solvent removed *in vacuo*, the resulting residue was partitioned between DCM (50 mL) and sat. NaHCO₃ (60 mL), the aqueous fraction was extracted with DCM (2 x 50 mL) and the combined organic fractions were dried (MgSO₄) and concentrated *in vacuo* to yield 2-chloro-4-methyl-6-{5-methyl-4-[4-(trifluoromethyl)piperidine-1-carbonyl]-1H-pyrazol-1-yl}pyridine (1.08 g, 88%, mixture of regioisomers) as a yellow powder.

[00684] LC-MS m/z = 387.1 [M + H]⁺; RT = 1.41-1.43 min.

[00685] Step 3: Synthesis of 2-(benzyloxy)-4-methyl-6-{5-methyl-4-[4-(trifluoromethyl)piperidine-1-carbonyl]-1H-pyrazol-1-yl}pyridine and 2-(benzyloxy)-4-methyl-6-{3-methyl-4-[4-(trifluoromethyl)piperidine-1-carbonyl]-1H-pyrazol-1-yl}pyridine

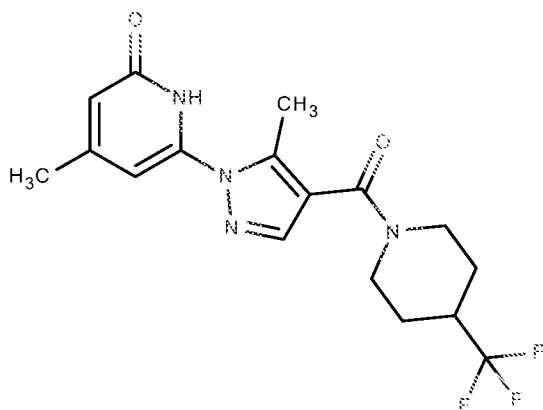


(EV-AQ8813-001)

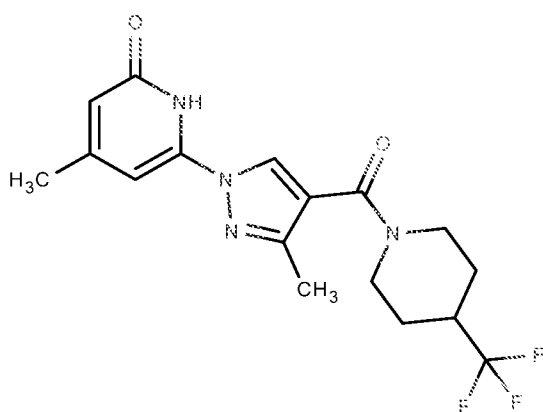
[00686] To a stirred solution of 2-chloro-4-methyl-6-{5-methyl-4-[4-(trifluoromethyl)piperidine-1-carbonyl]-1H-pyrazol-1-yl}pyridine (1.08 g, 2.79 mmol) (Crude mixture from containing regioisomers) in dioxane (15 mL) was added phenylmethanol (0.32 mL, 3.07 mmol), followed by t-BuOK (345 mg, 3.07 mmol) and the solution was heated to reflux overnight. A further 1.1 equivalents of t-BuOK (345 mg, 3.07 mmol) and phenylmethanol (0.32 mL, 3.07 mmol) were added and the reaction was refluxed for a further 3 hours. Saturated NH₄Cl (50 mL) was added to the cooled solution and the mixture was extracted with EtOAc (2 × 80 mL), the combined organic fractions were dried over MgSO₄, the solvent removed *in vacuo* and the resulting residue purified *via* chromatography on SiO₂ eluting with 0:100-100:0 EtOAc-heptane) to afford the title compounds (593 mg, 82%, mixture of isomers) as an off-white powder.

[00687] LC-MS *m/z* = 459.2 [M + H]⁺; RT = 1.56-1.60 min.

[00688] Step 4: Synthesis of 4-methyl-6-{5-methyl-4-[4-(trifluoromethyl)piperidine-1-carbonyl]-1H-pyrazol-1-yl}-1,2-dihydropyridin-2-one and 4-methyl-6-{3-methyl-4-[4-(trifluoromethyl)piperidine-1-carbonyl]-1H-pyrazol-1-yl}-1,2-dihydropyridin-2-one



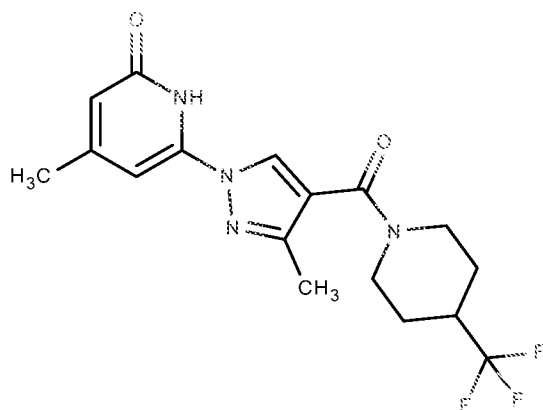
Q-439 (EV-AQ8815-001)



Q-440 (EV-AQ8815-002)

[00689] To a stirred solution of 2-(benzyloxy)-4-methyl-6-{5-methyl-4-[4-(trifluoromethyl)piperidine-1-carbonyl]-1H-pyrazol-1-yl}pyridine (530 mg, 1.16 mmol, as a mixture of regioisomers) in EtOAc (25 mL) was added Pd on carbon (10%, 100mg) and the solution exposed to an atmosphere of H₂ (g) overnight. The solution was filtered through celite washing with EtOAc, the filtrate concentrated *in vacuo* and the residue purified *via* PREP-HPLC (Method G) to yield 4-methyl-6-{5-methyl-4-[4-(trifluoromethyl)piperidine-1-carbonyl]-1H-pyrazol-1-yl}-1,2-dihydropyridin-2-one (42 mg, 10%) as a yellow powder and 4-methyl-6-{3-methyl-4-[4-(trifluoromethyl)piperidine-1-carbonyl]-1H-pyrazol-1-yl}-1,2-dihydropyridin-2-one (118 mg, 28%) as a yellow powder.

[00690] LC-MS $m/z = 369.1$ [M + H]⁺; RT = 3.46 min.

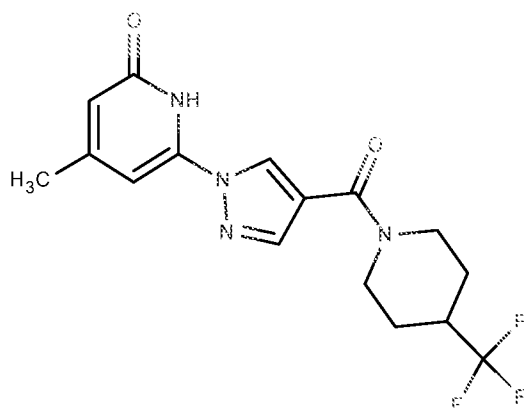


[00691]

Q-440 (EV-AQ8815-002)

[00692] LC-MS $m/z = 369.1$ $[M + H]^+$; RT = 3.67 min

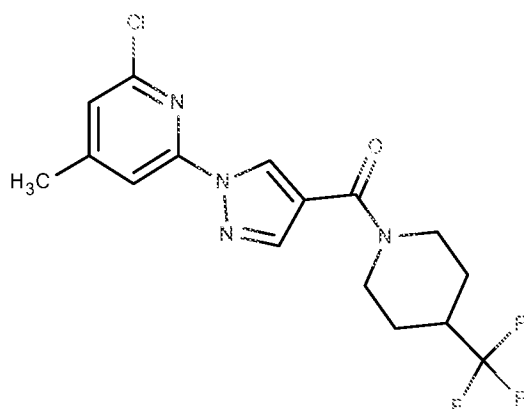
Example 212 – Preparation of 4-methyl-6-{4-[4-(trifluoromethyl)piperidine-1-carbonyl]-1H-pyrazol-1-yl}-1,2-dihydropyridin-2-one, Q-460, EV-AQ7135-001



[00693]

(EV-AQ7135-001)

[00694] Step 1: Synthesis of 2-chloro-4-methyl-6-{4-[4-(trifluoromethyl)piperidine-1-carbonyl]-1H-pyrazol-1-yl}pyridine



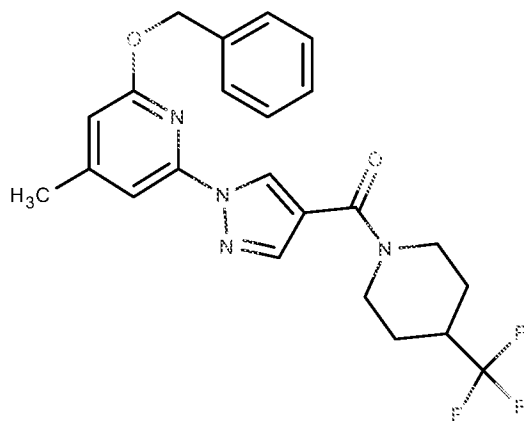
[00695]

(EV-AQ7130-001)

[00696] To a solution of 1-(1H-pyrazole-4-carbonyl)-4-(trifluoromethyl)piperidine (EV-AQ8818-001, 91.55 mg, 0.37 mmol) and caesium carbonate (150.83 mg, 0.46 mmol) in DMF (2 mL) was added 2,6-dichloro-4-methylpyridine (50 mg, 0.31 mmol). The reaction mixture was stirred at 100 °C for 6 h. The reaction mixture was concentrated under vacuum. The residue was diluted with water and extracted with EtOAc. The organics were washed with brine (×2), dried over Na₂SO₄ and concentrated under vacuum. The crude residue was purified by chromatography on SiO₂ eluting with 0-100% EtOAc in heptane to afford the title compound (45 mg, 39.1%) as an off-white powder.

[00697] Method A: LC-MS: m/z = 373.1 (M+H)⁺; RT = 1.43 min.

[00698] Step 2: Synthesis of 2-(benzyloxy)-4-methyl-6-{4-[4-(trifluoromethyl)piperidine-1-carbonyl]-1H-pyrazol-1-yl}pyridine



[00699] (EV-AQ7129-002)

[00700] To a solution of 2-chloro-4-methyl-6-{4-[4-(trifluoromethyl)piperidine-1-carbonyl]-1H-pyrazol-1-yl}pyridine (EV-AQ7130-001, 45 mg, 0.12 mmol) in dioxane (2 mL) was added benzyl alcohol (0.01 mL, 0.13 mmol) and potassium tert-butoxide (14.9 mg, 0.13 mmol) and the solution was heated at 90 °C for 4 h. The reaction mixture was concentrated under vacuum and purified by chromatography on SiO₂ eluting with 0-100% EtOAc in heptane to afford the title compound (72 mg, 33.5%).

[00701] Method A: LC-MS: m/z = 445.1 (M+H)⁺; RT = 1.60 min.

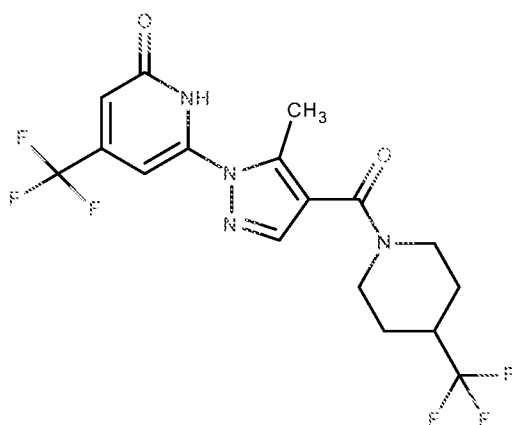
[00702] Step 3: Synthesis of 4-methyl-6-{4-[4-(trifluoromethyl)piperidine-1-carbonyl]-1H-pyrazol-1-yl}-1,2-dihydropyridin-2-one, Q-460, EV-AQ7135-001

[00703] Pd on carbon (10%, 17 mg) was added to a stirred solution of 2-(benzyloxy)-4-methyl-6-{4-[4-(trifluoromethyl)piperidine-1-carbonyl]-1H-pyrazol-1-yl}pyridine (EV-AQ7129-002, 72 mg, 0.16 mmol) in ethanol (5.0 mL) and the solution was stirred under an

atmosphere of H₂ overnight. More Pd on carbon (10%, 17 mg) was added to the reaction and the stir under an atmosphere of H₂ was continued for a further 5 h. The solution was filtered through Celite, washing with EtOAc. The filtrate was concentrated under vacuum and the residue purified by Prep-HPLC (Method G) to afford the title compound (8.2 mg, 14.3%) as an off- white powder

[00704] Method C: LC-MS: m/z = 355.2 (M+H)⁺; RT = 2.84 min.

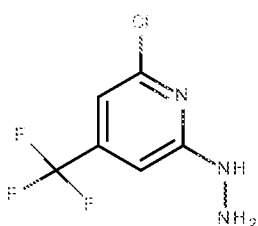
Example 213 – Preparation of 6-{5-methyl-4-[4-(trifluoromethyl)piperidine-1-carbonyl]-1H-pyrazol-1-yl}-4-(trifluoromethyl)- 1,2-dihydropyridin-2-one.



[00705]

(EV-AQ7151-002)

[00706] Step 1: Synthesis of 2-chloro-6-hydrazinyl-4-(trifluoromethyl)pyridine



[00707]

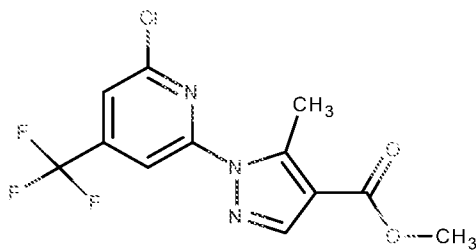
(EV-AQ7141-001)

[00708] Hydrazine hydrate (0.05 mL, 0.93 mmol) was added to a suspension of 2,6-dichloro-4-(trifluoromethyl)pyridine (100 mg, 0.46 mmol) in ethanol (2 mL) and the reaction vessel was sealed and heated at 40 °C for 1.5 h and then at 70 °C for another 5.5 h.

[00709] The solution was concentrated and the resulting solid was triturated with water to afford the title compound (70 mg, 51.5%) as a pale brown solid.

[00710] Method B: LC-MS: m/z = 211.9 (M+H)⁺; RT = 0.91 min.

[00711] Step 2: Synthesis of methyl 1-[6-chloro-4-(trifluoromethyl)pyridin-2-yl]-5-methyl-1H-pyrazole-4-carboxylate

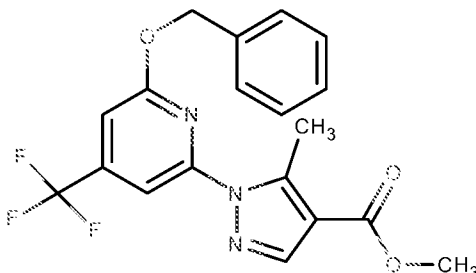


[00712] (EV-AQ7144-001)

[00713] To a solution of 2-chloro-6-hydrazinyl-4-(trifluoromethyl)pyridine (EV-AQ7141-001, 770 mg, 3.64 mmol) and methyl 2-[(dimethylamino)methylidene]-3-oxobutanoate (90%, 934.57 mg, 4.91 mmol) in ethanol (22 mL) was added acetic acid (0.729 mL, 12.74 mmol) and the reaction mixture was stirred at r.t. for 5 mins and then heated at 50 °C for 1 h. The mixture was concentrated under vacuum and purified by chromatography on SiO₂ Eluting with 0-100% EtOAc in heptane to afford the title compound (1.04 g, 88.5%) as a white powder.

[00714] Method B: LC-MS: $m/z = 320.0$ (M+H)⁺; RT = 1.35 min.

[00715] Step 3: Synthesis of methyl 1-[6-(benzyloxy)-4-(trifluoromethyl)pyridin-2-yl]-5-methyl-1H-pyrazole-4-carboxylate

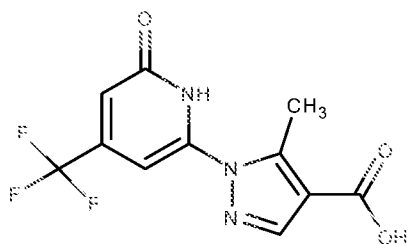


[00716] (EV-AQ7147-001)

[00717] To a solution of methyl 1-[6-chloro-4-(trifluoromethyl)pyridin-2-yl]-5-methyl-1H-pyrazole-4-carboxylate (EV-AQ7144-001, 600 mg, 1.88 mmol) in dioxane (10 mL) was added benzyl alcohol (0.21 mL, 2.06 mmol) and potassium tert-butoxide (231.68 mg, 2.06 mmol). The reaction mixture was stirred at 60 °C for 0.5 h. The reaction mixture was concentrated under vacuum, diluted with water (10 mL), and extracted with EtOAc (25 mL). The organics were washed with brine, dried (Na₂SO₄) and concentrated under vacuum. The crude material was purified by chromatography on SiO₂ eluting with 0-50% EtOAc in heptane to afford the title compound (629 mg, 48%) (mixture with the benzyl ester) of as a clear oil.

[00718] Method B: LC-MS: $m/z = 392.1$ (M+H)⁺; RT = 1.39 min.

[00719] Step 3: Synthesis of 5-methyl-1-[6-oxo-4-(trifluoromethyl)-1,6-dihydropyridin-2-yl]-1H-pyrazole-4-carboxylic acid



[00720] (EV-AQ7149-003)

[00721] Pd on carbon (10%, 86 mg) was added to a stirred solution of methyl 1-[6-(benzyloxy)-4-(trifluoromethyl)pyridin-2-yl]-5-methyl-1H-pyrazole-4-carboxylate (EV-AQ7147-001, (mixture with the benzyl ester) (629 mg, 1.61 mmol)) in ethyl acetate (15.0 mL) and the solution was stirred under an atmosphere of H₂ overnight. The reaction mixture was filtered through Celite, washing with EtOAc. The filtrate was concentrated *in vacuo* and purified by chromatography on SiO₂ Eluting with 0- 100% EtOAc in heptane to afford the title compound (107 mg, 21.6%) as an off white powder.

[00722] Method B: LC-MS: m/z = 287.9 (M+H)⁺; RT = 1.01

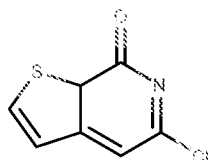
[00723] Step 4: Synthesis of 6-{5-methyl-4-[4-(trifluoromethyl)piperidine-1-carbonyl]-1H-pyrazol-1-yl}-4-(trifluoromethyl)-1,2-dihydropyridin-2-one, Q-466, EV-AQ7151-002

[00724] To a solution of 5-methyl-1-[6-oxo-4-(trifluoromethyl)-1,6-dihydropyridin-2-yl]-1H-pyrazole-4-carboxylic acid (200 mg, 0.70 mmol) in THF (6.0 mL) was added DIPEA (0.417 mL, 2.44 mmol) and T3P 50% in EtOAc (0.821 ml, 1.39 mmol). The reaction mixture was stirred at r.t. for 10 mins and 4-(trifluoromethyl)piperidin-1-ium.HCl (158.45 mg, 0.84 mmol) was added before stirring for a further 1 h. The reaction mixture concentrated *in vacuo* and the crude residue was then suspended in water (5 mL) and DCM (10 mL). The organics were extracted and the aqueous phase was then acidified to pH3-4 and extracted with more DCM (5 mL). The combined organics were dried (Na₂SO₄), filtered and concentrated *in vacuo*. The crude material was purified by PREP-HPLC (Method G) method) to afford the title compound (19.1 mg, 6.4%) of as an off-white powder.

[00725] Method C: LC-MS: m/z = 423.1 (M+H)⁺; RT = 3.41

Example 214 – Preparation of 5-{4-[4-(trifluoromethyl)piperidine-1-carbonyl]-1H-pyrazol-1-yl}-6H,7H-thieno[2,3-c]pyridin-7-one (Q-511, EV-AR5370-002)

[00726] Step 1: Synthesis of 5-chloro-7-[(4-methoxyphenyl)methoxy]-6H,7H-thieno[2,3-c]pyridine

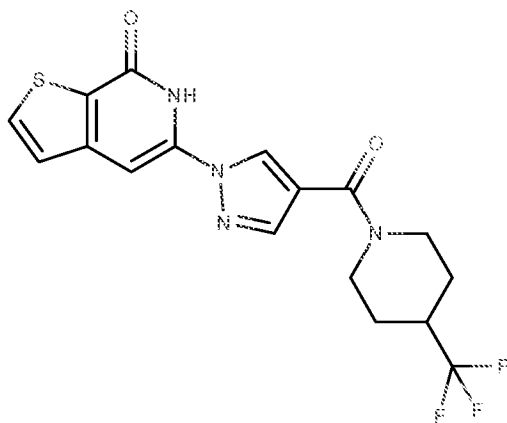


[00727] (EV-AR5366-003)

[00728] To a solution of 5-chloro-7-[(4-methoxyphenyl)methoxy]thieno[2,3-c]pyridine (EV-AR5366-001, 200 mg, 0.65 mmol) in DMF (3 ml) was added caesium carbonate (341 mg, 1.05 mmol) and 1-(1H-pyrazole-4-carbonyl)-4-(trifluoromethyl)piperidine (Intermediate 29, EV-AQ8818-001, 178 mg, 0.719 mmol) and stirred at 140 °C for 5 h. The reaction mixture was concentrated *in vacuo* and purified by PREP-HPLC (Method G) to afford the title compound (56 mg, 44%) as an off white powder.

[00729] Method B: LC-MS $m/z = 185.8 [M + H]^+$; RT = 0.86 min.

[00730] Step 2: Synthesis of 5-{4-[4-(trifluoromethyl)piperidine-1-carbonyl]-1H-pyrazol-1-yl}-6H,7H-thieno[2,3-c]pyridin-7-one



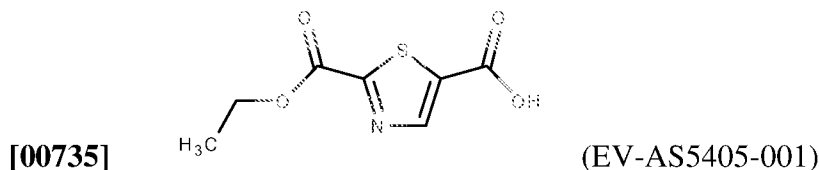
[00731] (EV-AR5370-002)

[00732] To a solution of 5-chloro-7-[(4-methoxyphenyl)methoxy]-6H,7H-thieno[2,3-c]pyridine (EV-AR5366-003, 56 mg, 0.302 mmol) in DMF (1 ml) was added 1-(1H-pyrazole-4-carbonyl)-4-(trifluoromethyl)piperidine (Intermediate 29, 89 mg, 0.362 mmol), caesium carbonate (147 mg, 0.453 mmol), L-proline (14 mg, 0.121 mmol) and copper (I) iodide (11 mg, 0.06 mmol). The reaction mixture was then de-gassed and stirred at 140 °C for 16 h. The reaction mixture was cooled to r.t., diluted with EtOAc (20 ml) and washed with brine (2 × 10 ml). The organic extracts were dried over sodium sulfate, concentrated *in vacuo* and purified by PREP-HPLC (Method G) followed by trituration using MeCN, to afford the title compound (32 mg, 27%) as an off white powder.

[00733] Method C: LC-MS $m/z = 397.1 [M + H]^+$; RT = 2.67 min.

Example 216 – Preparation of 2-{5-[4-(trifluoromethyl)piperidine-1-carbonyl]-1,3-thiazol-2-yl}-3H,4H-thieno[3,2-d]pyrimidin-4-one

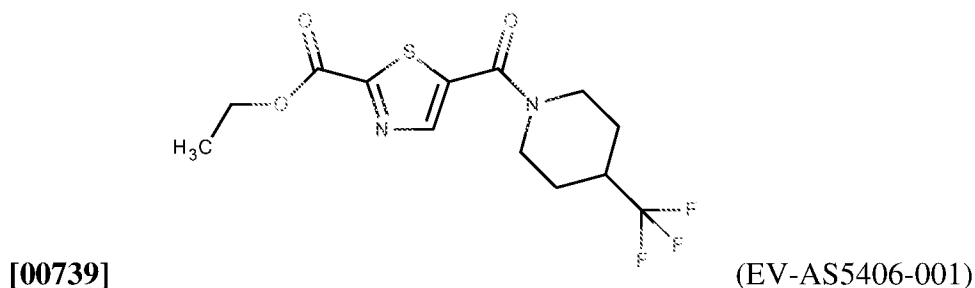
[00734] Step 1: Synthesis of 2-(ethoxycarbonyl)-1,3-thiazole-5-carboxylic acid



[00736] To a solution of bromopyruvic acid (2.0 g, 11.98 mmol) in anhydrous 1, 4-dioxane (20 ml) was added ethyl amino(thio)acetate (1.60 g, 11.98 mmol) and stirred at 100 °C overnight. The reaction mixture was cooled to room temperature, basified with saturated NaHCO₃ solution and extracted with EtOAc (2 × 20 ml). The organic extracts were discarded. The aqueous extracts were then acidified to pH 3/4 using 5M aq HCl solution and extracted with EtOAc (2 × 50 ml). The organic extracts were dried over sodium sulfate and concentrated *in vacuo* to afford the title compound (1.34 g, 54%) as an orange powder.

[00737] Method B: LC-MS $m/z = 201.85$ [M + H]⁺; RT = 0.80 min.

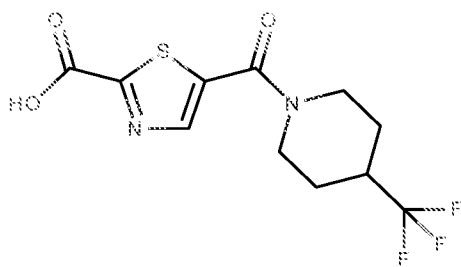
[00738] Step 2: Synthesis of ethyl 5-[4-(trifluoromethyl)piperidine-1-carbonyl]-1,3-thiazole-2-carboxylate



[00740] To a suspension of 2-(ethoxycarbonyl)-1,3-thiazole-5-carboxylic acid (EV-AS5405-001, 1.34 g, 6.66 mmol) in THF (15 ml) was added DIPEA (2.9 ml, 16.7 mmol), T3P (50% in EtOAc) (9.8 ml, 16.7 mmol) and 4-(trifluoromethyl)piperidine hydrochloride (1.39 g, 7.33 mmol) and stirred at r.t. for 2 h. The reaction mixture was concentrated *in vacuo* and to the crude residue added DCM (40 ml) and saturated NaHCO₃ solution (20 ml). The organic layer was extracted, washed with water (10 ml), dried over sodium sulfate and concentrated *in vacuo* to afford the title compound (2.13 g, 75%) as a brown powder.

[00741] Method B: LC-MS $m/z = 337.0$ [M + H]⁺; RT = 1.09 min.

[00742] Step 3: Synthesis of 5-[4-(trifluoromethyl)piperidine-1-carbonyl]-1,3-thiazole-2-carboxylic acid



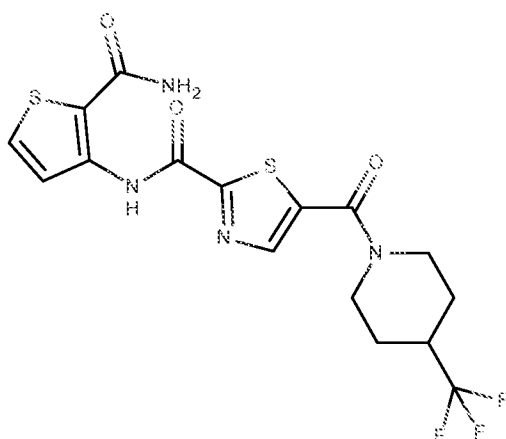
[00743]

(EV-AS5407-001)

[00744] To a solution of ethyl 5-[4-(trifluoromethyl)piperidine-1-carbonyl]-1,3-thiazole-2-carboxylate (EV-AS5406-001, 79%, 2.10 g, 4.93 mmol) in THF (10 mL) and water (5 ml) was added 3M aqueous NaOH solution (8.22 ml) and stirred at r.t. for 2 h. The reaction mixture was concentrated *in vacuo* to remove the organic solvent and the aqueous mixture acidified to pH 2/3 using 5M aq HCl solution. The reaction mixture was extracted with EtOAc (2 × 50 ml) and the combined organic extracts dried over sodium sulfate and concentrated *in vacuo* to afford the title compound (874 mg, 40%) as a brown solid.

[00745] Method B: LC-MS $m/z = 308.85 [M + H]^+$; RT = 0.87 min.

[00746] Step 4: Synthesis of N-(2-carbamoylthiophen-3-yl)-5-[4-(trifluoromethyl)piperidine-1-carbonyl]-1,3-thiazole-2-carboxamide



[00747]

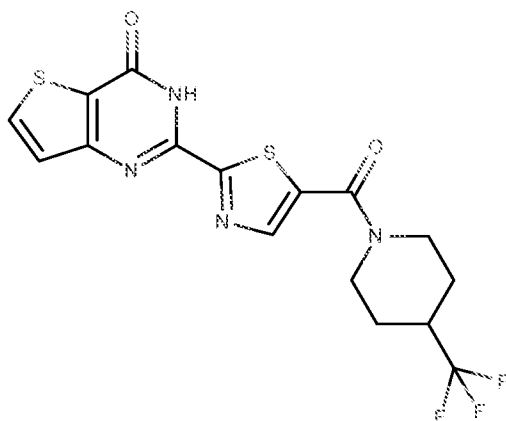
(EV-AS5408-002)

[00748] To a solution of 5-[4-(trifluoromethyl)piperidine-1-carbonyl]-1,3-thiazole-2-carboxylic acid (EV-AS5407-001, 70%, 872 mg, 1.98 mmol) in THF (10 ml) was added HATU (904 mg, 2.38 mmol), DIPEA (848 μ l, 4.95 mmol) and 3-aminothiophene-2-carboxamide (310 mg, 2.18 mmol) and stirred at r.t. for 2 h. The reaction mixture was concentrated *in vacuo* and redissolved in DCM (2 ml) and water (1 ml). The reaction mixture

was filtered through a phase separator cartridge, concentrated *in vacuo* and purified by chromatography, eluting with DCM/MeOH (gradient 100:0 - 95:5) to afford the title compound (1.03 g, 88%) as an orange oil.

[00749] Method B: LC-MS $m/z = 432.90$ [M + H]⁺; RT = 1.09 min.

[00750] Step 5: Synthesis of 2-{5-[4-(trifluoromethyl)piperidine-1-carbonyl]-1,3-thiazol-2-yl}-3H,4H-thieno[3,2-d]pyrimidin-4-one



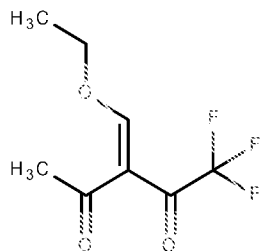
[00751]

Q-530 (EV-AS5409-002)

[00752] To a solution of N-(2-carbamoylthiophen-3-yl)-5-[4-(trifluoromethyl)piperidine-1-carbonyl]-1,3-thiazole-2-carboxamide (EV-AS5408-002, 73%, 45 mg, 0.076 mmol) in MeOH (3 ml) was added 1M aq NaOH solution (380 μ l, 0.38 mmol) and stirred at 70 °C for 2 h. The reaction mixture was filtered to remove the precipitate, the filtrate extracted with EtOAc (2 \times 10 ml) and the organic extracts discarded. The aqueous extracts were then acidified to pH 4/5 using 2M aq HCl solution. A white precipitate formed which was filtered, washing with water and purified by PREP-HPLC (Method G) to afford the title compound (12 mg, 38%) as a white powder.

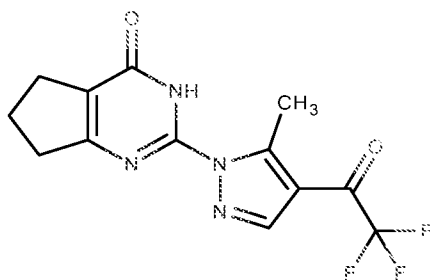
[00753] Method C: LC-MS $m/z = 415.0$ [M + H]⁺; RT = 2.84 min.

Example 218 – Preparation of 2-(5-methyl-4-{2,2,2-trifluoro-1-[4-(trifluoromethyl)piperidin-1-yl]ethyl}-1H-pyrazol-1-yl)-3H,4H,5H,6H,7H-cyclopenta[d]pyrimidin-4-one (Q-503, EV-AQ7177-001)



[00754] (EV-AQ7167-001)

[00755] Step 1: Synthesis of 2-[5-methyl-4-(trifluoroacetyl)-1H-pyrazol-1-yl]-3H,4H,5H,6H,7H-cyclopenta[d]pyrimidin-4-one

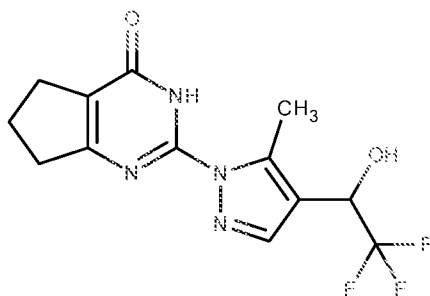


[00756] (EV-AQ7169-001)

[00757] To a solution of 2-hydrazinyl-3H,4H,5H,6H,7H-cyclopenta[d]pyrimidin-4-one (EV-AQ7134-001, 150 mg, 0.9 mmol, Intermediate 17) in THF (15 mL) at -10 °C was added dropwise 3-(ethoxymethylidene)-1,1,1-trifluoropentane-2,4-dione (prepared using the procedure described in *Journal of Fluorine Chemistry*, 136, 38-42; 2012) (EV-AQ7167-001, 199.17 mg, 0.95 mmol) in THF (5 mL) over 20 mins and stirred at -10 °C for 30 mins and at r.t. for a further 1 h. The reaction mixture was concentrated *in vacuo* and dissolved in DCM. The organics were washed with brine, dried over Na₂SO₄ and concentrated *in vacuo* to afford the title compound (310 mg, 92.4%) as an orange powder, which ionised in the LC-MS as a mixture of ketone and dehydrate.

[00758] Method B: LC-MS $m/z = 331.0 [M + H]^+$; RT = 0.98 min; $313.0 [M + H]^+$; RT = 1.14 min

[00759] Step 2: Synthesis of 2-[5-methyl-4-(2,2,2-trifluoro-1-hydroxyethyl)-1H-pyrazol-1-yl]-3H,4H,5H,6H,7H-cyclopenta[d]pyrimidin-4-one



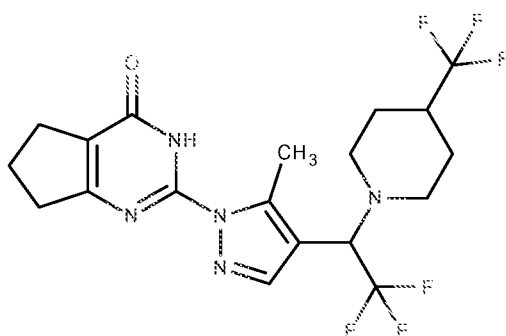
[00760]

(EV-AQ7174-001)

[00761] To a solution of NaBH_4 (49.68 mg, 1.31 mmol) in MeOH (1 mL) was added 1M aqueous NaOH solution (0.1 mL) followed by 2-[5-methyl-4-(trifluoroacetyl)-1H-pyrazol-1-yl]-3H,4H,5H,6H,7H-cyclopenta[d]pyrimidin-4-one (EV-AQ7169-001, 100 mg, 0.32 mmol) in MeOH (2 mL) and stirred at r.t. for 1 h. The reaction mixture was quenched with water (~2 mL) and concentrated *in vacuo*. The residue was dissolved in EtOAc, washed with water (3 mL) and brine (3 mL), dried over Na_2SO_4 and concentrated *in vacuo* to afford the title compound (95 mg, 94.4%) as an orange powder.

[00762] Method B: LC-MS $m/z = 315.0$ $[\text{M} + \text{H}]^+$; RT = 0.99 min

[00763] Step 3: Synthesis of 2-(5-methyl-4-{2,2,2-trifluoro-1-[4-(trifluoromethyl)piperidin-1-yl]ethyl}-1H-pyrazol-1-yl)-3H,4H,5H,6H,7H-cyclopenta[d]pyrimidin-4-one.



[00764]

Q-503, EV-AQ7177-001

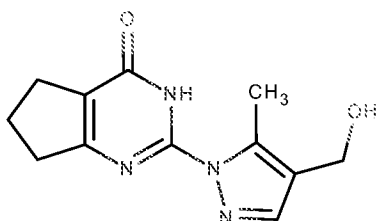
[00765] To a solution of 2-[5-methyl-4-(2,2,2-trifluoro-1-hydroxyethyl)-1H-pyrazol-1-yl]-3H,4H,5H,6H,7H-cyclopenta[d]pyrimidin-4-one (EV-AQ7174-001, 90 mg, 0.29 mmol) in DCM (3.5 mL) at $-10\text{ }^\circ\text{C}$ was added Et_3N (0.12 mL, 0.86 mmol) followed by triflic anhydride (0.08 mL, 0.50 mmol) and stirred at $-10\text{ }^\circ\text{C}$ for 1 h. The reaction mixture was washed with cold saturated NaHCO_3 solution (3 mL) and water (3 mL). The organic extracts were then dried over Na_2SO_4 and concentrated *in vacuo*. The residue was dissolved in THF (3 mL), cooled to $0\text{ }^\circ\text{C}$, added to a stirred solution of 4-(trifluoromethyl)piperidin-1-ium HCl (108.6 mg, 0.57 mmol) and potassium carbonate (118.74 mg, 0.86 mmol) and stirred at $0\text{ }^\circ\text{C}$ - r.t. for

15 h. The reaction mixture was concentrated *in vacuo* and partitioned between DCM (2 mL) and water (1mL). The organics were isolated using a phase separator cartridge, concentrated *in vacuo* and purified by PREP-HPLC (Method G) to afford the title compound (21 mg, 16.3%) as brown powder.

[00766] Method C: LC-MS $m/z = 450.1 [M + H]^+$; RT = 2.98 min

Example 219 – Preparation of 3-methyl-5-{5-methyl-4-[4-(trifluoromethyl)piperidine-1-carbonyl]-1H-pyrazol-1-yl}phenol (Q-494, EV-AR5355-002)

[00767] Step1: Synthesis of 2-[4-(hydroxymethyl)-5-methyl-1H-pyrazol-1-yl]-3H,4H,5H,6H,7H-cyclopenta[d]pyrimidin-4-one

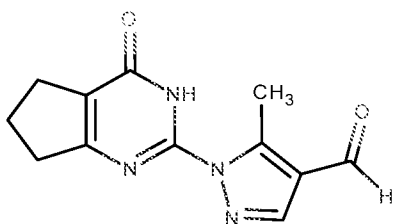


[00768] (EV-AQ7157-001)

[00769] To a solution of methyl 5-methyl-1-{4-oxo-3H,4H,5H,6H,7H-cyclopenta[d]pyrimidin-2-yl}-1H-pyrazole-4-carboxylate (Intermediate 18 step 1, EV-AQ7137-001, 1 g, 3.65 mmol) in THF (20 mL) at 0 °C was added dropwise lithium aluminium hydride (2.4 M solution in THF, 1.82 mL, 4.35 mmol) and stirred at r.t. for 15 h. The reaction mixture was quenched by the addition of water (15 mL) and filtered through Celite, washing with methanol (15 mL). The filtrate was concentrated *in vacuo* to afford the title compound (650 mg, 62%) as a pale yellow powder:

[00770] Method B: LC-MS $m/z = 245 [M + H]^+$; RT = 0.89 min

[00771] Step2: Synthesis of 5-methyl-1-{4-oxo-3H,4H,5H,6H,7H-cyclopenta[d]pyrimidin-2-yl}-1H-pyrazole-4-carbaldehyde



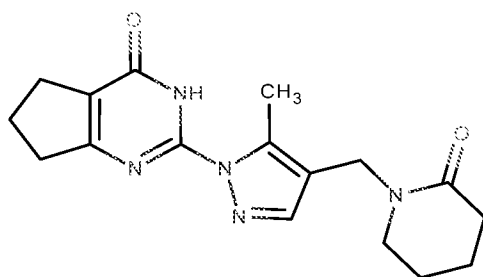
[00772] (EV-AQ7158-002)

[00773] To a solution of 2-[4-(hydroxymethyl)-5-methyl-1H-pyrazol-1-yl]-3H,4H,5H,6H,7H-cyclopenta[d]pyrimidin-4-one (EV-AQ7157-001, 650 mg, 2.64 mmol) in

DCM (20 mL) and MeOH (10 mL) was added manganese (IV) oxide (1.84 g, 21.12 mmol) and stirred at r.t. for 15 h. A further portion of manganese (IV) oxide (1.84 g, 21.12 mmol) was added and stirred at r.t. for 6 h. A further portion of manganese (IV) oxide (0.92 g, 10.56 mmol) was added and stirred at r.t. for 4 days. The reaction mixture was filtered through Celite, washing with DCM and MeOH, and the filtrate concentrated *in vacuo* to afford the title compound (558 mg, 68%) as a beige powder.

[00774] Method B: LC-MS $m/z = 245 [M + H]^+$; RT = 0.89 min

[00775] Step3: Synthesis of 1-[(5-methyl-1-{4-oxo-3H,4H,5H,6H,7H-cyclopenta[d]pyrimidin-2-yl}-1H-pyrazol-4-yl)methyl]piperidin-2-one.



[00776]

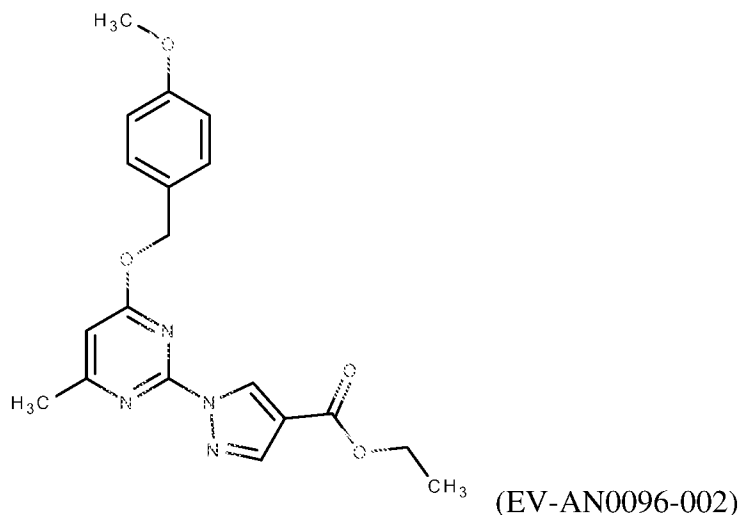
Q-494 (EV-AR5355-002)

[00777] To a solution of 5-methyl-1-{4-oxo-3H,4H,5H,6H,7H-cyclopenta[d]pyrimidin-2-yl}-1H-pyrazole-4-carbaldehyde (EV-AQ7158-001, 80%, 90 mg, 0.295 mmol) in anhydrous MeOH (3 mL) was added ethyl 5-aminopentanoate hydrochloride (59 mg, 0.324 mmol) and Et₃N (164 μ L, 1.179 mmol) and stirred at r.t. for 1 h. To the reaction mixture was added NaBH₄ (13 mg, 0.354 mmol) and stirred at 45 °C for 16 h. The reaction mixture was stirred at 50 °C for a further 3 h. The reaction mixture was cooled to r.t. and diluted with water (10 mL). The aqueous mixture was then acidified to pH 4 using 5 M aq HCl solution and extracted with EtOAc (2 \times 30 mL). The combined extracts were dried over sodium sulfate, concentrated *in vacuo* and purified *via* PREP-HPLC (Method G) to afford the title compound (5 mg, 5%) as an off white powder.

[00778] Method C: LC-MS $m/z = 328.1 [M + H]^+$; RT = 2.19 min.

Example 220:

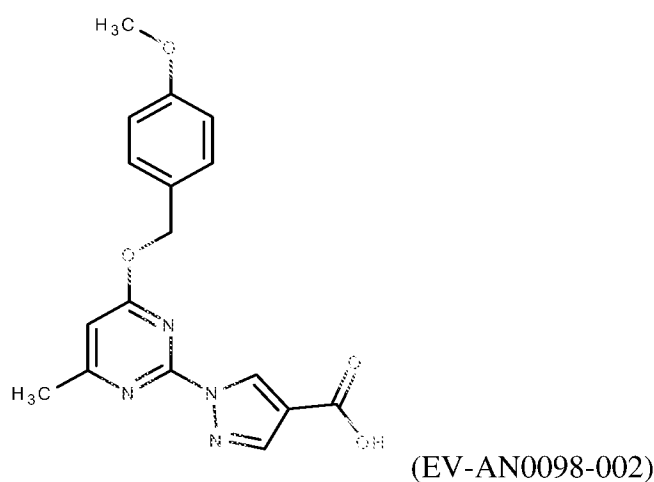
[00779] Step 1: Synthesis of ethyl 1-{4-[(4-methoxyphenyl)methoxy]-6-methylpyrimidin-2-yl}-1H-pyrazole-4-carboxylate



[00781] To a solution of ethyl 1H-pyrazole-4-carboxylate (143m g, 1.022mol) in DMF (5 mL) at 0 oC was added NaH (60% in oil) (60%, 45 mg, 1.12 mmol). The reaction mixture was warmed to r.t. over 30 minutes before 2-methanesulfonyl-4-[(4-methoxyphenyl)methoxy]-6-methylpyrimidine (Example 196 step 2, EV-AO5710-002, 300 mg, 0.97 mmol) was added in more DMF (1 mL). The reaction mixture was stirred at r.t. for 3h. The reaction mixture was quenched by the addition of water (20 mL) and extracted with EtOAc (3x 30 mL). The combined organic fractions were washed with brine (20 mL), dried (Na₂SO₄) and concentrated under vacuum to an opaque gum which was purified by chromatography on SiO₂ eluting with 12-100% EtOAc in heptane to afford the title compound (266mg, 66% yield) as a white powder.

[00782] Method A: LC-MS: m/z = + 391.10 (M+Na)⁺1.41 min

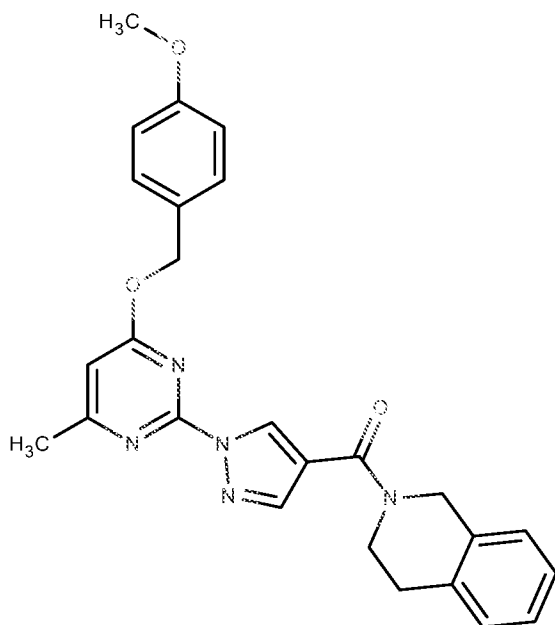
[00783] Step 2: Synthesis of 1-{4-[(4-methoxyphenyl)methoxy]-6-methylpyrimidin-2-yl}-1H-pyrazole-4-carboxylic acid



[00785] To a solution of ethyl 1-{4-[(4-methoxyphenyl)methoxy]-6-methylpyrimidin-2-yl}-1H-pyrazole-4-carboxylate (EV-AN0096-002 (266 mg, 0.64 mmol) in THF (10 ml) was added NaOH (3M, 1ml) and the reaction was stirred at room temperature for 18h. More NaOH (2.5M, 1.5ml) was added along with MeOH (1ml) and the reaction stirred for a further 7h. The Organic solvent was evaporated *in vacuo* and the aqueous phase acidified to pH1 with HCl (1M). The mixture was extracted with EtOAc (3x30ml), washed with brine (2 x 20ml), dried (Na₂SO₄) and evaporated to afford the title compound (199mg, , 64%) as a colourless gum.

[00786] Method A: LC-MS: m/z = + 363.0 (M+Na)⁺1.20 min

[00787] Step 3: Synthesis of 2-(1-{4-[(4-methoxyphenyl)methoxy]-6-methylpyrimidin-2-yl}-1H-pyrazole-4-carbonyl)-1,2,3,4- tetrahydroisoquinoline



[00788]

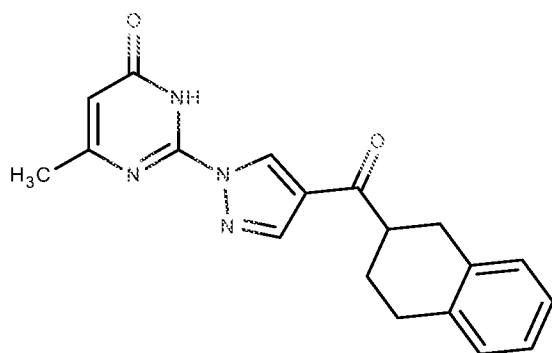
(EV-AO8800-002)

[00789] To a stirred solution of 1-{4-[(4-methoxyphenyl)methoxy]-6-methylpyrimidin-2-yl}-1H-pyrazole-4-carboxylic acid (EV-AN0090-001, 199 mg, 0.58 mmol) in DMF (1ml) was added DIPEA (255 μ l, 1.46 mmol) followed by TBTU (225 mg, 0.7 mmol). The reaction was stirred for 3 min after which time 1,2,3,4-tetrahydroisoquinoline (101mg, 0.76 mmol) was added and then the reaction was placed under N₂. The reaction was stirred for 16 hours and then quenched with water (20ml) and extracted with DCM (3x30 ml). The organics were washed with brine (2x50ml), dried (Na₂SO₄) and evaporated under vacuum, followed by azeotrope with heptane (2x50 mL) to remove residual DMF. The crude product was purified

by chromatography on SiO₂ eluting with 25 - 100% EtOAc in heptane gradient to afford the title compound (220 mg, 72%) as a colourless gum.

[00790] Method C: LC-MS: $m/z = 456.2$ (M+H)⁺ 1.40 min

[00791] Step 4: Synthesis of 6-methyl-2-[4-(1,2,3,4-tetrahydroisoquinoline-2-carbonyl)-1H-pyrazol-1-yl]-3,4-dihydropyrimidin-4-one



[00792]

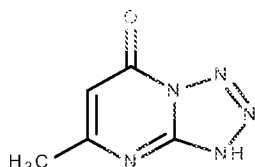
Q-314 (EV-AO8801-002)

[00793] 2-(1-{4-[(4-methoxyphenyl)methoxy]-6-methylpyrimidin-2-yl}-1H-pyrazole-4-carbonyl)-1,2,3,4-tetrahydroisoquinoline (EV-AO8800-002, 220 mg, 0.42 mmol) was dissolved in DCM (3 mL) and TFA (0.35 mL) was added. The reaction mixture was stirred for 1 hour and 30 minutes and then concentrated under vacuum. The crude residue was then re-dissolved in DCM (30 mL) and washed with sodium bicarbonate solution (sat, 2 x 10 mL), dried (Na₂SO₄) and concentrated under vacuum. The crude material was purified by preparative HPLC (Method G) to afford the title compound (46 mg, 33%) as an off white solid

[00794] Method C: LC-MS: $m/z = 336.1$ (M+H)⁺ 2.38 min

Example 221 – Preparation of 6-methyl-2-[4-(1,2,3,4-tetrahydroisoquinoline-2-carbonyl)-1H-1,2,3-triazol-1-yl]-3,4-dihydropyrimidin-4-one (Q-312, EV-A05730-002)

[00795] Step 1: Synthesis of 5-methyl-3H,7H-[1,2,3,4]tetrazolo[1,5-a]pyrimidin-7-one



[00796]

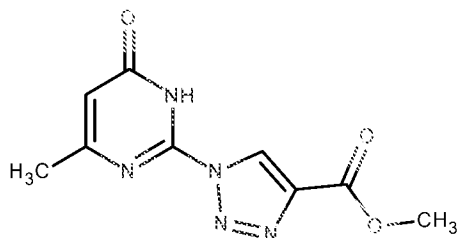
(EV-AO5708-001)

[00797] To a solution of hydrazinyl-6-methyl-3,4-dihydropyrimidin-4-one (Intermediate 1, EV-AN7477-001, 0.5 g, 3.6 mmol) in ice cold acetic acid (3 mL) was added dropwise a solution of sodium nitrite (0.37 g, 5.4 mmol) in water (0.4 mL). The reaction mixture was

stirred at 5 °C for 1 hour and then concentrated *in vacuo*. The residue was triturated from water, filtered and dried *in vacuo* to afford the title compound (335mg, 59%) as a colourless solid.

[00798] Method A: LC-MS $m/z = 152.1$ [M + H]⁺; RT = 0.24 min

[00799] Step 2: Synthesis of methyl 1-(4-methyl-6-oxo-1,6-dihydropyrimidin-2-yl)-1H-1,2,3-triazole-4-carboxylate

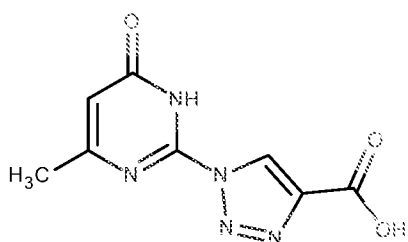


[00800] (EV-AO5726-001)

[00801] A solution of *tert*-butanol-water 1:1 (4 mL) was degassed with a stream of nitrogen for 5 minutes and methyl-3H,7H-[1,2,3,4]tetrazolo[1,5-a]pyrimidin-7-one (EV-AO5708-001, 200 mg, 1.32 mmol), copper (I) chloride (26 mg, 0.26 mmol) and methyl propionate (98%, 227 mg, 2.65 mmol) were added. The reaction mixture was stirred at 70 °C for 6 hours. The reaction mixture was diluted with CHCl₃-10% IPA (5 mL) and washed with water (5 mL) and brine (5 mL). The aqueous phase was re-extracted with CHCl₃-10% IPA (3 x 5 mL) and the combined organics were dried (Na₂SO₄) and concentrated *in vacuo*. Purification by chromatography on SiO₂, eluting with DCM/Ammonia (7M in methanol) 0-100%) afforded the title compound (183mg, 53%) as a pale solid.

[00802] Method A: LC-MS $m/z = 235.9$ [M + H]⁺; RT = 0.90 min

[00803] Step 3: Synthesis of 1-(4-methyl-6-oxo-1,6-dihydropyrimidin-2-yl)-1H-1,2,3-triazole-4-carboxylic acid



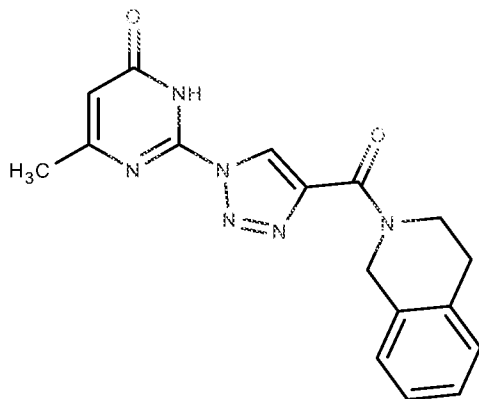
[00804] (EV-AO5728-001)

[00805] To a solution of methyl 1-(4-methyl-6-oxo-1,6-dihydropyrimidin-2-yl)-1H-1,2,3-triazole-4-carboxylate (EV-AO5726-001, 190 mg, 0.71 mmol) in methanol (3 mL) was added 1M KOH (1.25 mL, 1.25 mmol) and the mixture was stirred at r.t. for 4 hours. The reaction

mixture was concentrated *in vacuo* and acidified with HCl (3M, 0.4 mL). The resulting precipitate was collected by filtration, washed with water (2 x 1 mL) and dried under vacuum to afford the title compound (137mg, 83%) as a light brown solid.

[00806] Method A: LC-MS $m/z = 221.9$ [M + H]⁺; RT = 0.70 min.

[00807] Step 4: Synthesis of 6-methyl-2-[4-(1,2,3,4-tetrahydroisoquinoline-2-carbonyl)-1H-1,2,3-triazol-1-yl]-3,4-dihydropyrimidin-4-one, Q-312, EV-A05730-002



[00808] (EV-A05730-002)

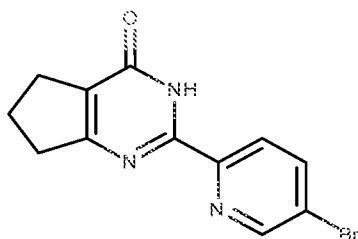
[00809] To a solution of 1-(4-methyl-6-oxo-1,6-dihydropyrimidin-2-yl)-1H-1,2,3-triazole-4-carboxylic acid (EV-A05728-001 (130 mg, 0.56 mmol) in DMF (2 mL) was added DIPEA (233.05 μ l, 1.4 mmol and COMU (98%, 268.42 mg, 0.61 mmol). The reaction mixture was stirred at r.t. for 2 minutes and 1,2,3,4-tetrahydroisoquinoline (98%, 83.48 mg, 0.61 mmol) was added and the reaction stirred at r.t. for a further 24 hours. Further COMU (98%, 268.42 mg, 0.61 mmol) and 1,2,3,4-tetrahydroisoquinoline (98%, 83.48 mg, 0.61 mmol) were added and the mixture stirred at r.t. for 2hr.

[00810] The reaction mixture was concentrated *in vacuo* and diluted with DCM (10 ml). The mixture was washed with HCl (1 M 2 x 5 mL), water (5 mL) and brine (5 mL), dried (Na_2SO_4) and concentrated *in vacuo*. Purification by chromatography on SiO_2 eluting with DCM/methanol (0 – 2%) followed by preparative HPLC (Method G) afforded the title compound (36mg, 19%) as a colourless solid.

[00811] Method C: LC-MS: $m/z = 337.1$ (M+H)⁺; RT = 2.56 min

Example 222 – Preparation of 2-{5-[4-(trifluoromethyl)piperidine-1-carbonyl]pyridin-2-yl}-3H,4H,5H,6H,7H-cyclopenta[d]pyrimidin-4-one Q-472 (EV-AR5325-002)

[00812] Step 1: Preparation of 2-(5-bromopyridin-2-yl)-1H,2H,3H,4H,5H,6H,7H-cyclopenta[d]pyrimidin-4-one

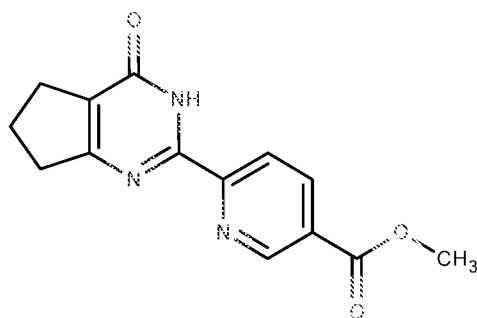


[00813] Q-465 (EV-AR5317-001)

[00814] To a solution of 5-bromopyridine-2-carboximidamide (917 mg, 4.584 mmol) in dry MeOH (10 ml) was added methyl-2-oxocyclopentane-1-carboxylate (1.1 eq, 569 μ l, 4.584 mmol), followed by NaOMe (5.4 M in MeOH) (1.1 eq, 934 μ l, 5.043 mmol) and stirred at 60 °C for 20 h. A further portion of methyl-2-oxocyclopentane-1-carboxylate (0.1 eq, 57 μ l, 0.458 mmol) and NaOMe (5.4 M in MeOH) (0.1 eq, 85 μ l, 0.458 mmol) was added and stirred at 60 °C for 1 h. The reaction mixture was concentrated *in vacuo*, the residue redissolved in water and the solution acidified to pH 3 using 2 M aqueous HCl solution. The precipitate was filtered under vacuum filtration, washed with water and Et₂O, and dried to afford the title compound (832 mg, 62%) as a cream powder.

[00815] Method C: LC-MS m/z = 295.0 [M + H]⁺; RT = 2.53 min.

[00816] Step 2: Preparation of methyl-6-{4-oxo-3H,4H,5H,6H,7H-cyclopenta[d]pyrimidin-2-yl}pyridine-3-carboxylate



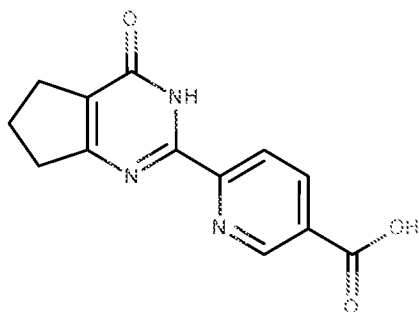
[00817] Q-471 (EV-AR5321-002)

[00818] To a suspension of 2-(5-bromopyridin-2-yl)-3H,4H,5H,6H,7H-cyclopenta[d]pyrimidin-4-one (EV-AR5317-001, 690 mg, 2.36 mmol) in THF (3 ml) was added MeOH (3 ml), Mo(CO)₆ (249 mg, 0.945 mmol), Pd(OAc)₂ (53 mg, 0.236 mmol), tBu₃P (96 mg, 0.472 mmol) and DBU (705 μ l, 4.724 mmol) and stirred at 120 °C overnight. The reaction mixture was diluted with water (10 mL) and extracted with EtOAc (3 \times 20 mL). The combined organic extracts were washed with saturated brine solution (10 mL), dried over Na₂SO₄, concentrated *in vacuo* and purified *via* chromatography on SiO₂ eluting with

(100:0 - 95:5, DCM-MeOH) followed by trituration using THF to afford the title compound (109 mg, 17%) as an off white powder.

[00819] Method C: LC-MS $m/z = 272.1$ $[M + H]^+$; RT = 2.27 min.

[00820] Step 3: Preparation of 5-cyclopropyl-1-{4-oxo-3H,4H,5H,6H,7H-cyclopenta[d]pyrimidin-2-yl}-1H-pyrazole-4-carboxylic acid.



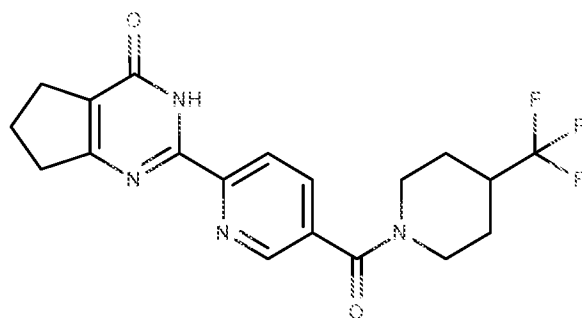
[00821]

(EV-AR5324-001)

[00822] To a solution of methyl 6-{4-oxo-3H,4H,5H,6H,7H-cyclopenta[d]pyrimidin-2-yl}pyridine-3-carboxylate (EV-AR5321-002, 100 mg, 0.369 mmol) in THF (5 mL) was added 3M aqueous NaOH solution (737 μ l, 2.21 mmol) and stirred at r.t. for 1 h. The reaction mixture was concentrated *in vacuo* to remove the organic solvent and the aqueous mixture acidified to pH 4 using 5M aq HCl solution; a white precipitate formed. The reaction mixture was filtered under vacuum to afford the title compound (65 mg, 53%) as an off white powder.

[00823] Method B: LC-MS $m/z = 258.0$ $[M + H]^+$; RT = 0.84 min.

[00824] Step 4: Preparation of 2-{5-[4-(trifluoromethyl)piperidine-1-carbonyl]pyridin-2-yl}-3H,4H,5H,6H,7H-cyclopenta[d]pyrimidin-4-one.



[00825]

Q-472 (EV-AR5325-002)

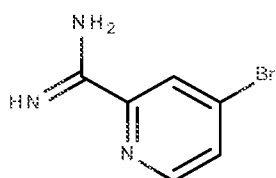
[00826] To a suspension of 6-{4-oxo-3H,4H,5H,6H,7H-cyclopenta[d]pyrimidin-2-yl}pyridine-3-carboxylic acid (EV-AR5324-001, 64 mg, 0.249 mmol) in THF (3 ml) was added DIPEA (130 μ l, 0.746 mmol), T3P (50% in EtOAc) (440 μ l, 0.746 mmol) and 4-(trifluoromethyl)piperidine hydrochloride (52 mg, 0.274 mmol) and stirred at r.t. for 2 h. The

reaction mixture was concentrated *in vacuo* and redissolved in EtOAc (20 ml). The reaction mixture was then washed with water (10 ml), the organic extracts dried over sodium sulfate, concentrated *in vacuo* and purified *via* PREP-HPLC (Method G) to afford the title compound (45 mg, 46%) as a white powder.

[00827] Method C: LC-MS $m/z = 393.2 [M + H]^+$; RT = 2.65 min.

Example 223 – Synthesis of 2-{4-[4-(trifluoromethyl)piperidine-1-carbonyl]pyridin-2-yl}-3H,4H,5H,6H,7H-cyclopenta[d]pyrimidin-4-one

[00828] Step 1: Preparation of 4-bromopyridine-2-carboxamide hydrochloride.

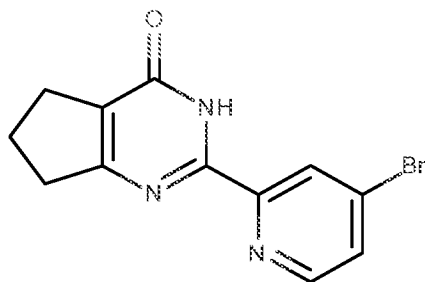


[00829] (EV-AR7003-001)

[00830] To a solution of 4-bromopyridine-2-carbonitrile (1 g, 5.46 mmol) in anhydrous MeOH (4mL) was added sodium methoxide in MeOH (0.5 M, 2.19 mL, 1.1 mmol) and stirred at r.t. for 4h. To the reaction mixture was added ammonium chloride (0.32 g, 6 mmol) and stirred at r.t. overnight. The reaction was diluted with ether (10 mL) and stirred at r.t. for 30 mins. A precipitate formed that was collected by filtration, washed with ether (2 × 4mL) and dried under vacuum to afford the title compound (967mg, 74.8%) as a white powder.

[00831] Method B: LC-MS $m/z = 199.8, 201.9 [M + H]^+$; RT = 0.2 min.

[00832] Step 2: Preparation of 2-(4-bromopyridin-2-yl)-3H,4H,5H,6H,7H-cyclopenta[d]pyrimidin-4-one



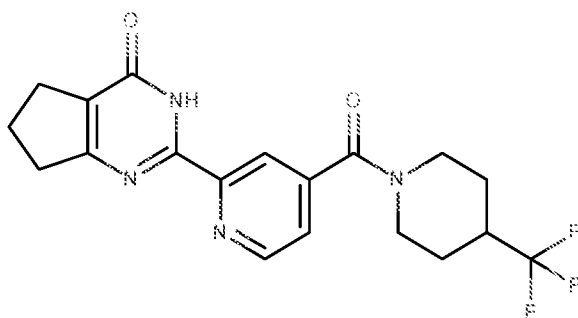
[00833] (EV-AR7005-001)

[00834] Methyl 2-oxocyclopentane-1-carboxylate (609.16 μ l, 4.91 mmol) and 4-bromopyridine-2-carboxamide hydrochloride (0.97 g, 4.09 mmol) were dissolved in NaOMe in MeOH (0.5 M, 9.8mL, 4.9 mmol) at r.t. under an atmosphere of nitrogen, and

stirred at 60°C overnight. The reaction mixture was concentrated *in vacuo*, the residue re-dissolved in water and the solution acidified to pH 3 using 2 M aq HCl solution. The precipitate was collected by filtration, washed with water and diethyl ether, and dried to afford the title compound (783mg, 65.6%) as a brown powder.

[00835] Method B: LC-MS $m/z = 293.85/295$ $[M + H]^+$; RT = 1.04 min.

[00836] Step 3: Synthesis of 2-{4-[4-(trifluoromethyl)piperidine-1-carbonyl]pyridin-2-yl}-3H,4H,5H,6H,7H-cyclopenta[d]pyrimidin-4-one.



[00837]

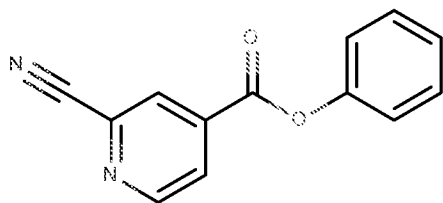
EV-AR7013-003

[00838] To a solution of 2-(4-bromopyridin-2-yl)-3H,4H,5H,6H,7H-cyclopenta[d]pyrimidin-4-one (50 mg, 0.17 mmol) in anhydrous 1,4-dioxane (2 mL) under nitrogen was added 4-(trifluoromethyl)piperidin-1-ium chloride (97.36 mg, 0.51 mmol), palladium acetate (2.88 mg, 0.01 mmol), (9,9-dimethyl-9H-xanthene-4,5-diyl)bis(diphenylphosphane) (14.86 mg, 0.03 mmol), tripotassium phosphate (0.09 ml, 1.03 mmol), hexakis(oxomethylidene)molybdenum (18.07 mg, 0.07 mmol) and N,N-dimethylpyridin-4-amine (41.82 mg, 0.34 mmol). The reaction vessel was de-gassed and back filled with nitrogen ($\times 3$), sealed and heated at 140 °C for 45 mins. The reaction mixture was diluted with EtOAc, concentrated on to silica and purified by chromatography on SiO₂ eluting with 0-5% MeOH/DCM then 5-15% rapid flush to yield a brown gum. The crude material was dissolved in IPA (0.3mL) and treated with (2E)-but-2-enedioic acid (0.01 ml, 0.09 mmol) solution in IPA and stirred at r.t. for 4 mins before diethyl ether (1 mL) was added. A precipitate slowly formed over 3 h and was left standing overnight. The precipitate was collected by filtration, washed with ether (2×1 mL) and dried under vacuum to provide the title compound (9.7mg, 14.2%) as a pale beige solid.

[00839] Method C: LC-MS $m/z = 393.1$ $[M + H]^+$; RT = 2.59 min.

Example 224 – Synthesis of 2-{4-[4-(trifluoromethyl)piperidine-1-carbonyl]pyridin-2-yl}-3H,4H-thieno[3,2-d]pyrimidin-4-one

[00840] Step 1: Preparation of phenyl 2-cyanopyridine-4-carboxylate



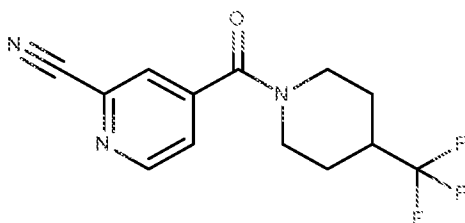
[00841]

(EV-AR7020-001)

[00842] 4-bromopyridine-2-carbonitrile (150 mg, 0.82 mmol), phenyl formate (0.12 ml, 1.07 mmol), palladium(II) acetate (5.52 mg, 0.02 mmol), tri-tert-butylphosphonium tetrafluoroborate (28.54 mg, 0.1 mmol) and N,N-diethylethanamine (0.15 ml, 1.07 mmol) were added to a microwave vessel under an atmosphere of nitrogen. The reaction vessel was de-gassed and back filled with nitrogen ($\times 3$), sealed and heated at 140 °C for 20 mins under microwave irradiation. A further portion of palladium(II) acetate (5.52 mg, 0.02 mmol) and tri-tert-butylphosphonium tetrafluoroborate (28.54 mg, 0.1 mmol) was added and the reaction vessel de-gassed and back filled with nitrogen ($\times 3$), sealed and heated at 140 °C for 45 mins under microwave irradiation. The resultant mixture was diluted with water (4 mL) and DCM (3 mL), stirred vigorously and the phases separated using a phase separator cartridge. The aqueous was re-extracted with DCM ($\times 2$) and the organic extracts separated using a phase separator. The combined organic extracts were concentrated *in vacuo* and purified by chromatography on SiO₂, eluting with Heptane/EtOAc (gradient 100:0 - 55:45) to afford the title compound (94 mg, 51%) as a pale yellow gum that solidified on standing.

[00843] Method B: LC-MS $m/z = 224.9$ [M + H]⁺; RT = 1.11 min.

[00844] Step 2: Preparation of 4-[4-(trifluoromethyl)piperidine-1-carbonyl]pyridine-2-carbonitrile



[00845]

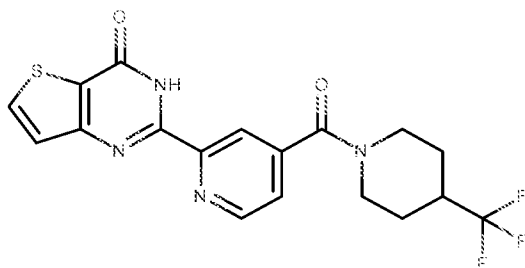
(EV-AR7023-002)

[00846] To a solution of phenyl 2-cyanopyridine-4-carboxylate (101 mg, 0.45 mmol) in anhydrous THF (1 mL), under an atmosphere of nitrogen, was added 4-(trifluoromethyl)piperidine-1-ium chloride (128.12 mg, 0.68 mmol), N,N-diethylethanamine (0.13 ml, 0.9 mmol) and N,N-dimethylpyridin-4-amine (2.75 mg, 0.02 mmol) and the suspension stirred at 45°C for 4 - 5 h. The reaction mixture was diluted with DCM, concentrated on to silica (1.5g) and purified by chromatography on SiO₂ eluting with

Heptane/EtOAc (gradient 100:0 – 70:30), followed by DCM/MeOH (gradient 100:0 – 45:55), to afford the title compound (102mg, 80%) as a colourless glass.

[00847] Method B: LC-MS $m/z = 284.0 [M + H]^+$; RT = 1.02 min

[00848] Step 3: Synthesis of 2-{4-[4-(trifluoromethyl)piperidine-1-carbonyl]pyridin-2-yl}-3H,4H-thieno[3,2-d]pyrimidin-4-one



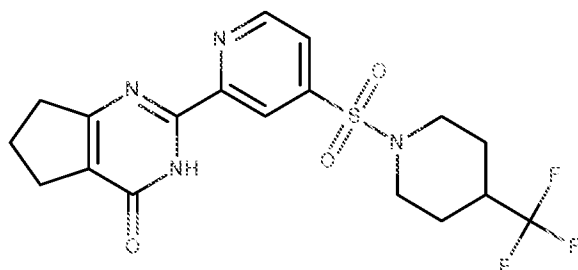
[00849]

EV-AR7027-002

[00850] To a solution of 4-[4-(trifluoromethyl)piperidine-1-carbonyl]pyridine-2-carbonitrile (0.1 g, 0.36 mmol) and methyl 3-aminothiophene-2-carboxylate (0.06 g, 0.4 mmol) in THF (2.5 mL) at 0 °C under an atmosphere of nitrogen was added potassium tert-butoxide (0.04 g, 0.4 mmol) and stirred at 0 °C - r.t. for 3 h. The reaction mixture was concentrated *in vacuo*, diluted with saturated ammonium chloride (5 mL) and water and stirred at r.t. The mixture was extracted with DCM (×2), followed by EtOAc, and the combined organic extracts dried over Na₂SO₄ and concentrated *in vacuo*. The crude residue was stirred in diethyl ether (9 mL) for 30 mins at r.t. and the resultant solid was filtered, washing with diethyl ether (×2) and dried under vacuum to yield the title compound (58 mg, 38.6%) as a white solid.

[00851] Method C: LC-MS $m/z = 409.1 [M + H]^+$; RT = 2.75 min

Example 225 – Synthesis of 2-(4-{4-(trifluoromethyl)piperidin-1-yl}sulfonyl}pyridin-2-yl)-3H,4H,5H,6H,7H-cyclopenta[d]pyrimidin-4-one



[00852]

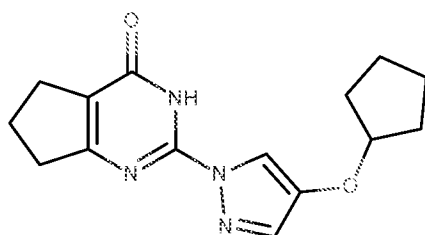
Q-522 (EV-AR7028-002)

[00853] In a pressure tube palladium(II) acetate (0.01 g, 0.03 mmol), N,N,N-tributylbutan-1-aminium bromide (182mg, 0.56 mmol), triphenylphosphine (20mg, 0.08 mmol), sodium

formate (77mg, 1.13 mmol), 1,10-phenanthroline hydrate (1:1) (0.02 g, 0.08 mmol) and dipotassium oxidosulfanesulfonate oxide (0.23 g, 1.03 mmol) were stirred vigorously in anhydrous DMSO (3mL), under an atmosphere of nitrogen before 2-(4-bromopyridin-2-yl)-3H,4H,5H,6H,7H-cyclopenta[d]pyrimidin-4-one (Example 223 step 2)(0.15 g, 0.51 mmol) was added and the vessel sealed and heated at 70 °C for 3 h. The reaction mixture was cooled to r.t., diluted with MeOH (5 mL) and stirred for 5-10 mins. The mixture was filtered through a small pad of Celite[®], washing with MeOH (3 × 2mL), concentrated *in vacuo* and triturated with diethyl ether (2 × 4 mL). The resulting solid was azeotroped with toluene, cooled to 0°C and treated with 4-(trifluoromethyl)piperidin-1-ium chloride (0.11 g, 0.56 mmol), DIPEA (223.59 µl, 1.28 mmol) and 1-chloropyrrolidine-2,5-dione (41.55 µl, 0.51 mmol) in DMF (1 mL) and stirred at r.t. for 72 h. The reaction mixture was diluted with water (10 mL), extracted with EtOAc (3 × 25mL) and the combined extracts washed with water (× 4) and brine. The organics were dried over Na₂SO₄, concentrated *in vacuo* and triturated with ether. The solid was suspended in MeOH (~4-5mL) and heated to dissolution. The solution was concentrated *in vacuo* and triturated with ether to afford the title compound (96 mg, 44%) as a pale yellow solid.

[00854] Method C: LC-MS m/z = 429.1 [M + H]⁺; RT = 3.15 min

Example 226 – Synthesis of 2-[4-(cyclopentyloxy)-1H-pyrazol-1-yl]-3H,4H,5H,6H,7H-cyclopenta[d]pyrimidin-4-one



[00855]

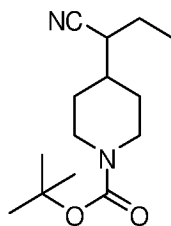
Q-529 (EV-AQ8881-001)

[00856] To a solution of 2-chloro-3H,4H,5H,6H,7H-cyclopenta[d]pyrimidin-4-one (Example 193 step 1, 74 mg, 0.43 mmol) and 4-(cyclopentyloxy)-1H-pyrazole (85 mg, 0.46 mmol) in DMF (3 mL) was added cesium carbonate (434 mg, 1.33 mmol). The mixture was irradiated at 170 °C in the microwave for an hour. After a further 1 hour under these conditions the cooled reaction mixture was diluted with HCl (1M 20 mL) and extracted with EtOAc (20 mL), the organic fraction was dried (MgSO₄), concentrated under vacuum and purified by PERP-HPLC (method G) to yield the title compound (32 mg, 26%) as a colourless powder.

[00857] Method C: LC-MS $m/z = 287.1$ $[M + H]^+$; RT = 3.10 min

Example 227 – Synthesis of 2-(piperidin-4-yl)butanenitrile hydrochloride

[00858] Step 1: Synthesis of tert-butyl 4-(1-cyanopropyl)piperidine-1-carboxylate

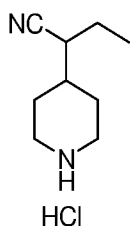


[00859]

[00860] 2.5 M n-BuLi in THF (0.28 mL, 0.7 mmol) was added to a solution of diisopropylamine (54 mg, 0.536 mmol) in THF (2 mL) at $-78\text{ }^{\circ}\text{C}$. The solution was stirred for 30 min and then a solution of tert-butyl 4-(cyanomethyl)piperidine-1-carboxylate (100 mg, 0.446 mmol) was added dropwise at $-78\text{ }^{\circ}\text{C}$. The resulting solution was stirred for 1 h and iodoethane (83.6 mg, 0.536 mmol) was added. The reaction mixture was stirred overnight. The reaction was quenched with sat. NH_4Cl (5 mL), extracted with EtOAc (30 mLX2), the combined organics were dried over Na_2SO_4 , concentrated to yield the product (110 mg, 98% yield) which was used in the next step without purification.

[00861] LC-MS: $m/z = 197$ (M-55)+, RT = 1.70 min.

[00862] Step 2: Synthesis of 2-(piperidin-4-yl)butanenitrile hydrochloride



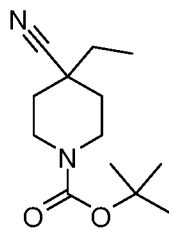
[00863]

[00864] 4.0 M HCl in dioxane (2 mL) was added to a solution of tert-butyl 4-(1-cyanopropyl) piperidine-1-carboxylate (110 mg, 0.436 mmol) in DCM (2 mL). The solution was stirred at r.t for 4 h. Then the reaction was removed the solvent to yield the product (85 mg, 99%) as white solid.

[00865] LC-MS: $m/z = 153$ (M+H)+

Example 228 – Synthesis of 4-ethylpiperidine-4-carbonitrile hydrochloride

[00866] Step 1: Synthesis of tert-butyl 4-cyano-4-ethylpiperidine-1-carboxylate

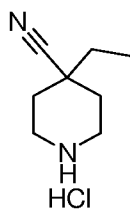


[00867]

[00868] 2.5 M n-BuLi in THF (7.2 mL, 18 mmol) was added to a solution of diisopropylamine (1.818 g, 18 mmol) in THF (20 mL) at -78 °C. The solution was stirred for 30 min and then the solution was added to the solution of tert-butyl 4-cyanopiperidine-1-carboxylate (3.15 g, 15 mmol) in THF (40 mL) dropwise at -78 °C. The resulting solution was stirred for 1 h and iodoethane (83.6 mg, 0.536 mmol) was added. The reaction mixture was stirred overnight. The reaction was quenched with sat. NH₄Cl (10 mL) and water (20 mL), extracted with EtOAc (50mL X2), the combined organics were dried over Na₂SO₄, concentrated to yield the product (3.4 g, 95.2% yield) which used in the next step without purification.

[00869] LC-MS: m/z = 183 (M-55)+, RT = 1.879 min.

[00870] Step 2: Synthesis of 4-ethylpiperidine-4-carbonitrile hydrochloride

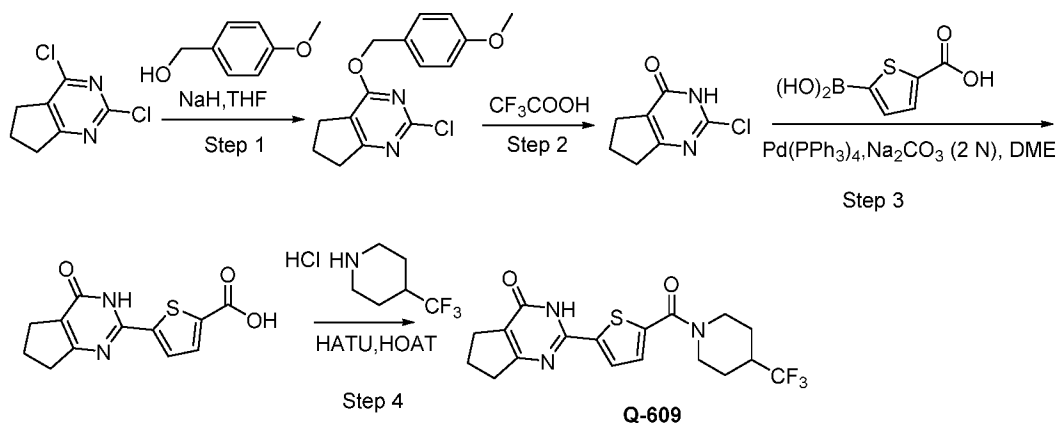


[00871]

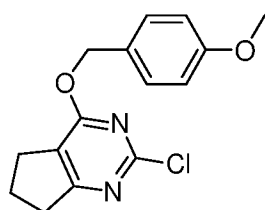
[00872] 4.0 M HCl in dioxane (10 mL) was added to the solution of tert-butyl 4-cyano-4-ethylpiperidine-1-carboxylate (3.4 g, 14.3 mmol) in DCM (10 mL). The solution was stirred at r.t. overnight. Then the reaction was removed the solvent to yield the product (2.48 g, 99%) as pale white solid.

[00873] LC-MS: m/z = 139 (M+H)+, RT=1.076 min.

Example 229 – Synthesis of 2-(5-(4-(trifluoromethyl)piperidine-1-carbonyl)thiophen-2-yl)-6,7-dihydro-3H-cyclopenta[d]pyrimidin-4(5H)-one (Q-609)



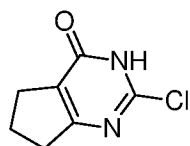
[00874] Step 1: Synthesis of 2-chloro-4-(4-methoxybenzyloxy)-6,7-dihydro-5H-cyclopenta[d]pyrimidine.



[00875]

[00876] To a 100 mL of RBF was added (4-methoxyphenyl) methanol (460 mg, 3.33mmol), 15 mL of THF and NaH (60%) (160 mg, 4.0 mmol). The mixture was stirred at r.t. for 30 min. Then 2,4-dichloro-6,7-dihydro-5H-cyclopenta[d]pyrimidine (600 mg, 3.19 mmol) was added and the mixture was stirred at r.t. for 3 h. The reaction mixture was treated with water (20 ml) and extracted with EtOAc (100 ml). The organic layer was concentrated and purified by combiflash (isco, silica gel, UV 254, 40 g, EA/PE=1/10) to give product. LC-MS: $m/z = 291$ (M+H)⁺, RT = 2.012 min.

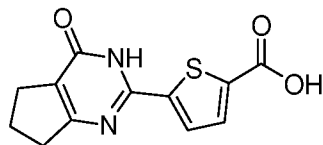
[00877] Step 2: Synthesis of 2-chloro-6,7-dihydro-3H-cyclopenta[d]pyrimidin-4(5H)-one.



[00878]

[00879] To a 100 mL of RBF was added 2-chloro-4-(4-methoxybenzyloxy)-6,7-dihydro-5H-cyclopenta[d]pyrimidine (350 mg, 1.2 mmol), 8 mL of DCM and 2 ml of CF₃COOH. The mixture was stirred at r.t. for 3 h. The reaction mixture was treated with TEA until pH=8 and then purified by combiflash (isco, silica gel, UV 254, 40 g, EA/PE=1/1) to give product. LC-MS: $m/z = 171$ (M+H)⁺, RT = 1.246 min.

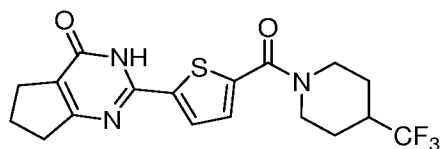
[00880] Step 3: Synthesis of 5-(4-oxo-4,5,6,7-tetrahydro-3H-cyclopenta[d]pyrimidin-2-yl)thiophene-2-carboxylic acid.



[00881]

[00882] To a 100 mL of RBF was added 2-chloro-6,7-dihydro-3H-cyclopenta[d]pyrimidin-4(5H)-one (100 mg, 0.58 mmol), 5-borothiophene-2-carboxylic acid (350 mg, 2.03 mmol), 3 mL of DME, 1.5 mL of EtOH, 0.5 mL of Na₂CO₃ (2 N) and Pd(PPh₃)₄ (100 mg, 0.086 mmol). The mixture was stirred at 110 °C for 1 h. Then the reaction mixture was purified by combi flash (isco, silica gel, UV 254, 20 g, MeOH/DCM=1/20) to give product LC-MS: m/z = 263 (M+H)⁺, RT = 1.358 min.

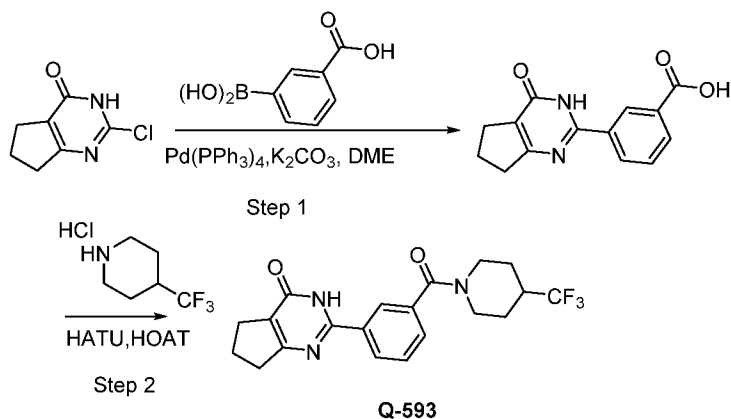
[00883] Step 4: Synthesis of 2-(5-(4-(trifluoromethyl)piperidine-1-carbonyl)thiophen-2-yl)-6,7-dihydro-3H-cyclopenta[d]pyrimidin-4(5H)-one.



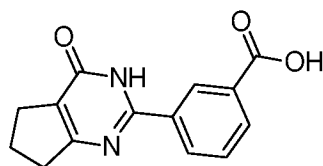
[00884]

[00885] To a 100 mL of RBF was added 5-(4-oxo-4,5,6,7-tetrahydro-3H-cyclopenta[d]pyrimidin-2-yl)thiophene-2-carboxylic acid (80 mg, 0.30 mmol), 4-(trifluoromethyl)piperidine hydrochloride (60 mg, 0.31 mmol), HOAT (40 mg, 0.30 mmol), HATU (80 mg, 0.34 mmol), 5 ml of THF and 0.05 ml of TEA. The mixture was stirred at r.t. for 16 h. Then the reaction mixture was purified by combi flash (isco, silica gel, UV 254, 20 g, MeOH/DCM=1/20) to give product. LC-MS (method C'): m/z = 398 (M+H)⁺, RT = 1.703 min.

Example 230 – Synthesis of 2-(3-(4-(trifluoromethyl) piperidine-1-carbonyl) phenyl)-6,7-dihydro-3H-cyclopenta[d]pyrimidin-4(5H)-one (Q-593)



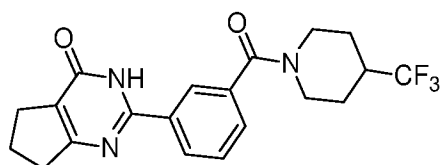
[00886] Step 1: Synthesis of 3-(4-oxo-4,5,6,7-tetrahydro-3H-cyclopenta[d]pyrimidin-2-yl)benzoic acid.



[00887]

[00888] To a 100 mL of RBF was added 2-chloro-6,7-dihydro-3H-cyclopenta[d]pyrimidin-4(5H)-one (90 mg, 0.53 mmol), 3-boronobenzoic acid (200 mg, 1.20 mmol), K_2CO_3 (120 mg, 0.87 mmol), 5 mL of dioxane, 1 mL of water and $Pd(PPh_3)_4$ (40 mg, 0.034 mmol). The mixture was stirred at 100 °C for 40 h. Then the reaction mixture was purified by combiflash (isco, silica gel, UV 254, 20 g, MeOH/DCM=1/10) to give product. LC-MS: $m/z = 257$ (M+H)⁺, RT = 0.994 min.

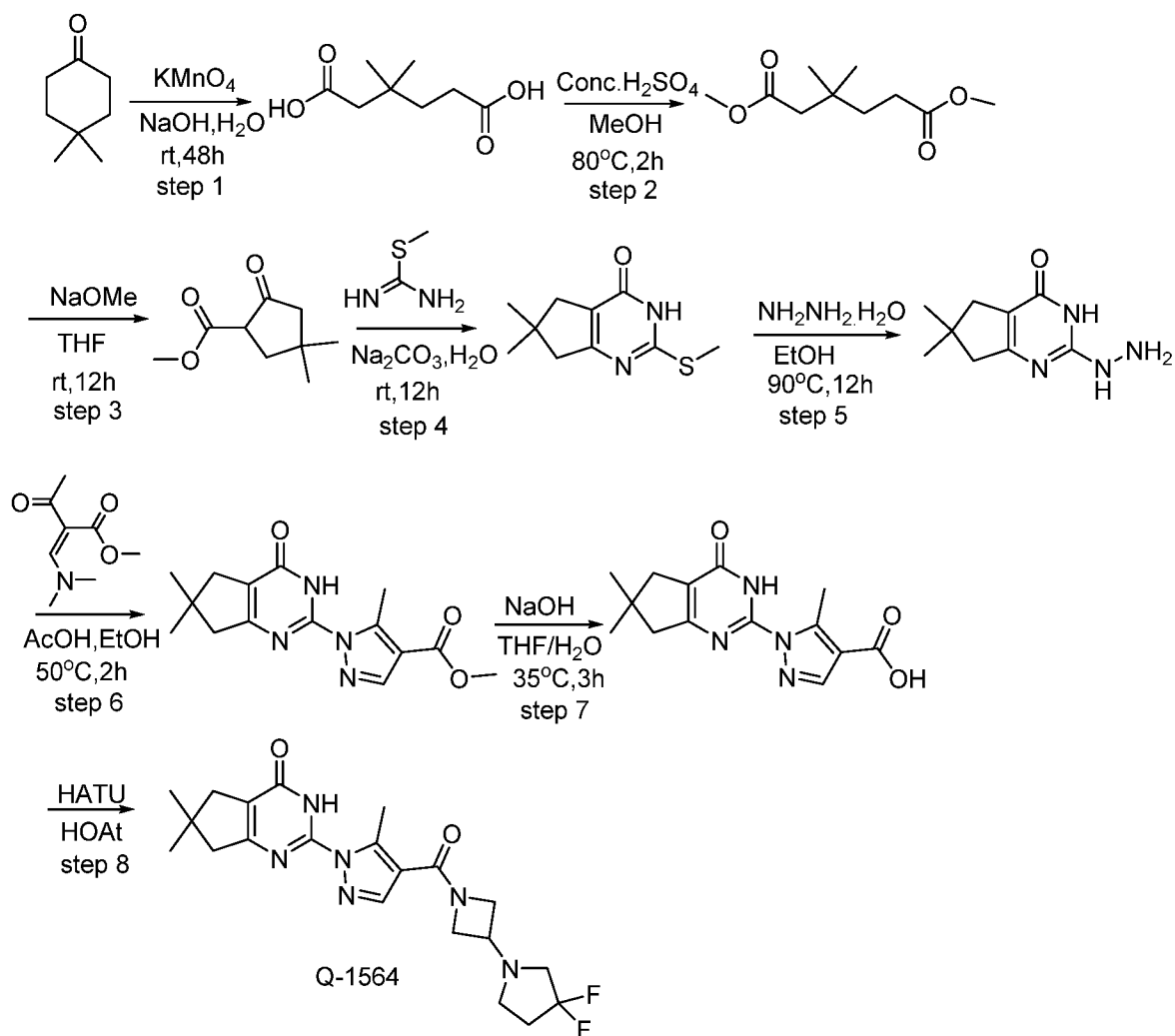
[00889] Step 2: Synthesis of 2-(3-(4-(trifluoromethyl)piperidine-1-carbonyl)phenyl)-6,7-dihydro-3H-cyclopenta[d]pyrimidin-4(5H)-one.



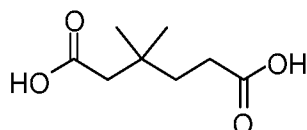
[00890]

[00891] To a 100 mL of RBF was added 3-(4-oxo-4,5,6,7-tetrahydro-3H-cyclopenta[d]pyrimidin-2-yl)benzoic acid (60 mg, 0.23 mmol), 4-(trifluoromethyl)piperidine hydrochloride (50 mg, 0.26 mmol), HOAT (40 mg, 0.30 mmol), HATU (60 mg, 0.25 mmol), 3 ml of THF and 0.05 ml of TEA. The mixture was stirred at r.t. for 16 h. Then the reaction mixture was purified by combiflash (isco, silica gel, UV 254, 20 g, MeOH/DCM=1/20) to give product. LC-MS (method G'): $m/z = 392$ (M+H)⁺, RT = 1.608 min.

Example 231 – Synthesis of 2-(4-(3-(3,3-difluoropyrrolidin-1-yl)azetidino-1-yl)azetidino-1-carbonyl)-5-methyl-1H-pyrazol-1-yl)-6,6-dimethyl-6,7-dihydro-3H-cyclopenta[d]pyrimidin-4(5H)-one (Q-1564)



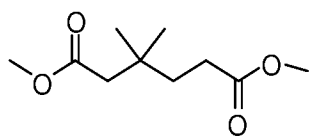
[00892] Step 1: Synthesis of 3,3-dimethylhexanedioic acid.



[00893]

[00894] 4,4-dimethylcyclohexanone (9 g, 71.3 mmol) and KMnO_4 (22.5 g, 142.6 mmol) were taken up in 450 mL of H_2O . To this, an aqueous solution of NaOH (1 g, 25 mmol) in 10 mL of H_2O was added at r.t. This mixture was stirred at r.t. for 48 hrs. Aqueous sodium bisulfate was then added until the purple color disappeared. A brown solid was filtered off, and the filtrate was brought to $\text{pH} = 2$ with conc. HCl . The solution was extracted with EtOAc (150 mL \times 2). The combined organics were dried and concentrated to yield the product. LC-MS: $m/z = 175.1$ ($\text{M}+\text{H}$) $^+$, $\text{RT} = 0.35$ min.

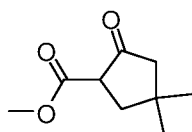
[00895] Step 2: Synthesis of dimethyl 3,3-dimethylhexanedioate.



[00896]

[00897] To a solution of 3,3-dimethylhexanedioic acid (7.8 g, 44.8 mmol) in MeOH (100 mL) was added conc. H₂SO₄ (1 g, 10 mmol). The mixture was stirred at 80 °C for 2 hrs and concentrated. NaHCO₃ solution was added to the residue to pH = 7. The mixture was extracted with EtOAc (50 mL × 2). The combined organic layers were dried over Na₂SO₄ and concentrated under vacuum to yield the product. LC-MS: m/z = 203.1 (M+H)⁺, RT = 1.89 min.

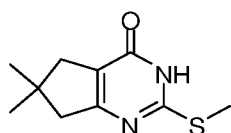
[00898] Step 3: Synthesis of methyl 4,4-dimethyl-2-oxocyclopentanecarboxylate.



[00899]

[00900] The mixture of Na (230 mg, 10 mmol) in MeOH (8 mL) was stirred at r.t. for 5 minutes. Dimethyl 3,3-dimethylhexanedioate (1 g, 5 mmol) was added. The mixture was stirred at r.t. for 30 minutes and concentrated under vacuum to remove MeOH. THF (8 mL) was added to the residue, and the mixture was stirred at r.t. for 12 hrs. The mixture was poured into H₂O (20 mL). HCl (2N) was added to pH = 7. The mixture was extracted with EtOAc (50 mL × 2). The organic layers were concentrated and purified by column (silica gel, PE/EtOAc = 1/1) to yield the product. LC-MS: m/z = 171.1 (M+H)⁺, RT = 1.77 min.

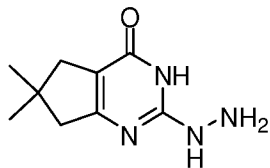
[00901] Step 4: Synthesis of 6,6-dimethyl-2-(methylthio)-6,7-dihydro-3H-cyclopenta[d]pyrimidin-4(5H)-one.



[00902]

[00903] To a solution of methyl 4,4-dimethyl-2-oxocyclopentanecarboxylate (750 mg, 4.4 mmol) in H₂O (20 mL) was added methyl carbamimidothioate (594 mg, 6.6 mmol) and Na₂CO₃ (1.87 g, 17.6 mmol). The mixture was stirred at r.t. for 12 hrs. The mixture was extracted with EtOAc (20 mL × 2). The organic layers were concentrated and purified by column (silica gel, PE/EtOAc = 2/1) to yield the product. LC-MS: m/z = 211.1 (M+H)⁺, RT = 1.61 min.

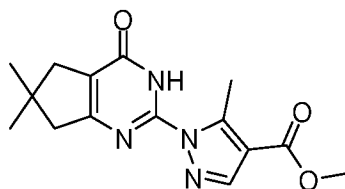
[00904] Step 5: Synthesis of 2-hydrazinyl-6,6-dimethyl-6,7-dihydro-3H-cyclopenta[d]pyrimidin-4(5H)-one.



[00905]

[00906] To a solution of 6,6-dimethyl-2-(methylthio)-6,7-dihydro-3H-cyclopenta[d]pyrimidin-4(5H)-one (250 mg, 1.2 mmol) in EtOH (5 mL) was added $\text{NH}_2\text{NH}_2 \cdot \text{H}_2\text{O}$ (1 mL). The mixture was stirred at 90 °C for 12 hrs and concentrated under vacuum to yield the product which was used in next step directly without purification. LC-MS: $m/z = 195.2$ (M+H)⁺, RT = 1.23 min.

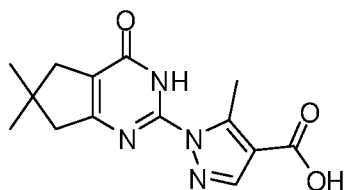
[00907] Step 6: Synthesis of methyl 1-(6,6-dimethyl-4-oxo-4,5,6,7-tetrahydro-3H-cyclopenta[d]pyrimidin-2-yl)-5-methyl-1H-pyrazole-4-carboxylate.



[00908]

[00909] To a solution of 2-hydrazinyl-6,6-dimethyl-6,7-dihydro-3H-cyclopenta[d]pyrimidin-4(5H)-one (230 mg, 1.2 mmol) in EtOH (5 mL) was added (Z)-methyl 2-((dimethylamino)methylene)-3-oxobutanoate (246 mg, 1.4 mmol) and AcOH (0.5 mL). The mixture was stirred at 50 °C for 2 hrs and concentrated under vacuum. The crude residue was purified by column (silica gel, PE/EtOAc = 1/3) to yield the product. LC-MS: $m/z = 303.1$ (M+H)⁺, RT = 1.99 min.

[00910] Step 7: Synthesis of 1-(6,6-dimethyl-4-oxo-4,5,6,7-tetrahydro-3H-cyclopenta[d]pyrimidin-2-yl)-5-methyl-1H-pyrazole-4-carboxylic acid.

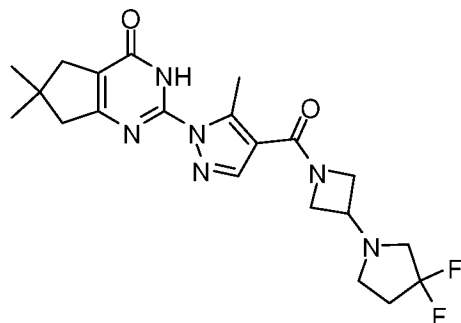


[00911]

[00912] To a solution of methyl 1-(6,6-dimethyl-4-oxo-4,5,6,7-tetrahydro-3H-cyclopenta[d]pyrimidin-2-yl)-5-methyl-1H-pyrazole-4-carboxylate (140 mg, 0.5 mmol) in THF (5 mL) was added a solution of NaOH (60 mg, 1.5 mmol) in H₂O (3 mL). The mixture was stirred at 35 °C for 3 hrs and concentrated under vacuum to remove THF. EtOAc (10

mL) was added to extract the impurity. The aqueous phase was adjusted to pH = 4 with HCl (2N). The solid was filtered to yield the product. LC-MS: m/z = 289.1 (M+H)⁺, RT = 1.11 min.

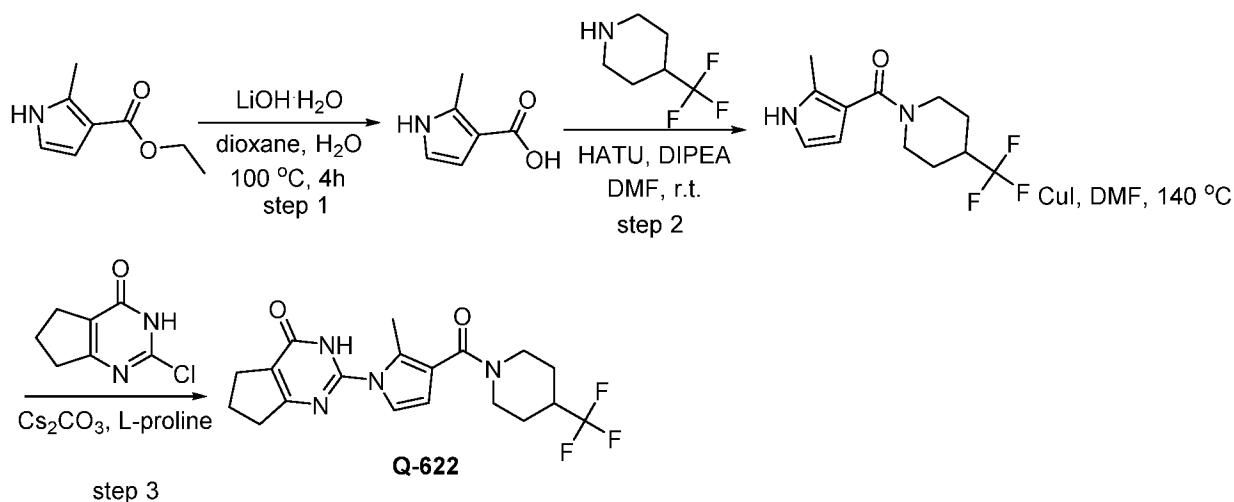
[00913] Step 8: Synthesis of 2-(4-(3-(3,3-difluoropyrrolidin-1-yl)azetidino-1-carbonyl)-5-methyl-1H-pyrazol-1-yl)-6,6-dimethyl-6,7-dihydro-3H-cyclopenta[d]pyrimidin-4(5H)-one.



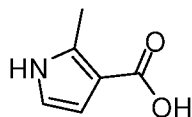
[00914]

[00915] To a solution of 1-(6,6-dimethyl-4-oxo-4,5,6,7-tetrahydro-3H-cyclopenta[d]pyrimidin-2-yl)-5-methyl-1H-pyrazole-4-carboxylic acid (49 mg, 0.17 mmol) in THF (6 mL) was added NMM (68 mg, 0.68 mmol), HATU (76 mg, 0.2 mmol), HOAt (26 mg, 0.2 mmol) and 1-(azetidino-3-yl)-3,3-difluoropyrrolidine (46 mg, 0.2 mmol). The mixture was stirred at r.t. for 2 hrs and concentrated under vacuum. The residue was purified by Prep-HPLC (NH₄HCO₃) to yield the product. LC-MS (method J'): m/z = 433.2 (M+H)⁺, RT = 1.46 min.

Example 232 – Synthesis of 2-(2-methyl-3-(4-(trifluoromethyl) piperidine-1-carbonyl)-1H-pyrrol-1-yl)-6,7-dihydro-3H-cyclopenta[d]pyrimidin-4(5H)-one (Q-622)



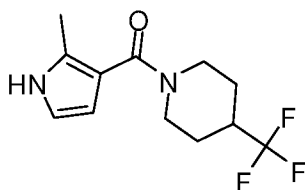
[00916] Step 1: Synthesis of 2-methyl-1H-pyrrole-3-carboxylic acid.



[00917]

[00918] To the solution of ethyl 2-methyl-1H-pyrrole-3-carboxylate (785 mg, 5.12 mmol) in dioxane (8 mL) was added a solution of lithium hydroxide (1.08 g, 25.62 mmol) in H₂O (8 mL). After addition, the reaction mixture was stirred under reflux for 4h. The mixture was partitioned with EtOAc and HCl (1M, a.q.). The organic phase was washed with brine, dried over Na₂SO₄ and concentrated to get the title compound. LC-MS: m/z = 126.2 (M+H)⁺, RT = 0.32 min.

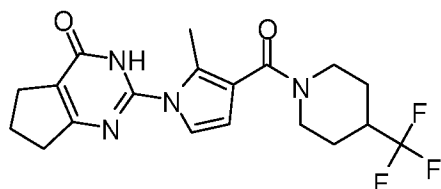
[00919] Step 2: Synthesis of (2-methyl-1H-pyrrol-3-yl)(4-(trifluoromethyl)piperidin-1-yl)methanone.



[00920]

[00921] To the solution of 2-methyl-1H-pyrrole-3-carboxylic acid (100 mg, 0.8 mmol) and 4-(trifluoromethyl)piperidine (147 mg, 0.96 mmol) in DMF (2 mL) were added HATU (456 mg, 1.2 mmol) and DIPEA (206 mg, 1.6 mmol). The reaction mixture was stirred at r.t. for 15h. The mixture was concentrated and purified by SGC (eluting with PE/EtOAc=1/2, silica gel) to give the title compound. LC-MS: m/z = 261.1 (M+H)⁺, RT = 1.62 min.

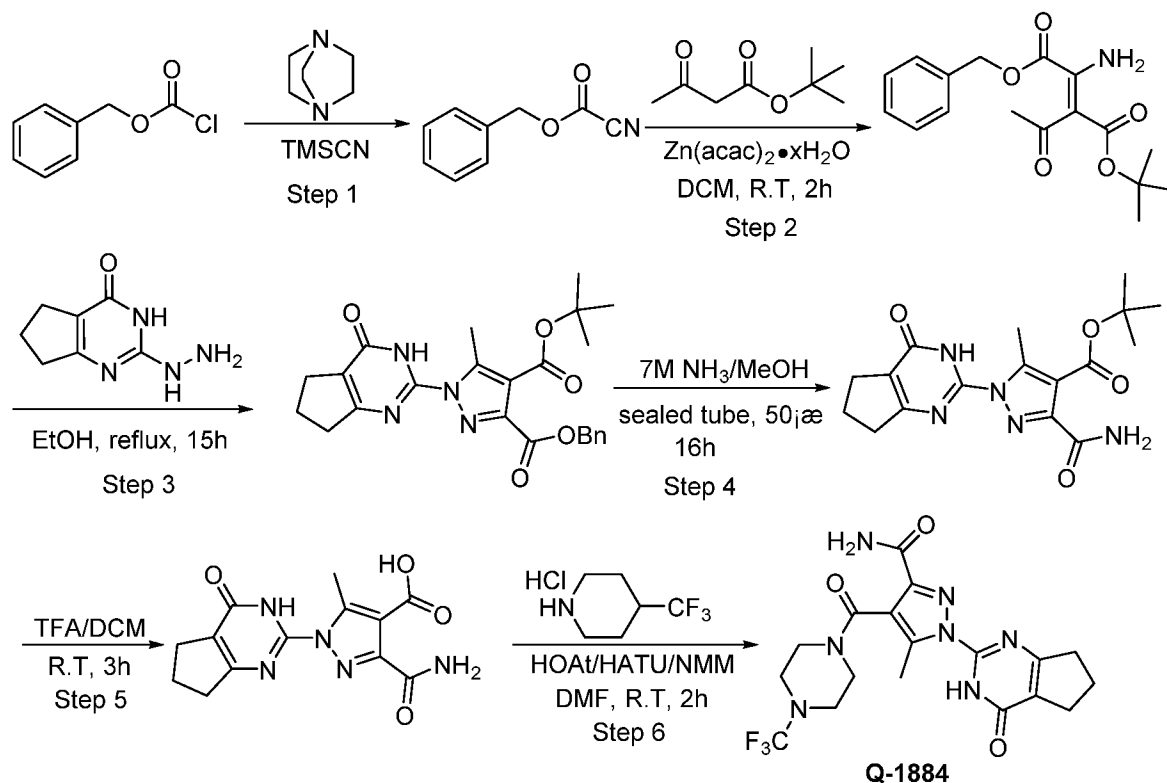
[00922] Step 3: Synthesis of 2-(2-methyl-3-(4-(trifluoromethyl)piperidine-1-carbonyl)-1H-pyrrol-1-yl)-6,7-dihydro-3H-cyclopenta[d]pyrimidin-4(5H)-one.



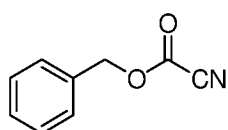
[00923]

[00924] To the solution of 2-chloro-6,7-dihydro-3H-cyclopenta[d]pyrimidin-4(5H)-one (90 mg, 0.53 mmol) and (2-methyl-1H-pyrrol-3-yl)(4-(trifluoromethyl)piperidin-1-yl)methanone (164 mg, 0.63 mmol) in DMF (2 mL) were added Cs₂CO₃ (344 mg, 1.06 mmol), L-proline (30 mg, 0.26 mmol) and CuI (50 mg, 0.26 mmol). The reaction mixture was stirred at 140 °C for 15h. The mixture was purified by pre-HPLC (high pH) to give the title compound. LC-MS (method G¹): m/z = 395.0 (M+H)⁺, RT = 1.42 min.

Example 233 – Synthesis of 5-methyl-1-(4-oxo-4, 5, 6, 7-tetrahydro-3H-cyclopenta[d]pyrimidin-2-yl)-4-(4-(trifluoromethyl) piperidine-1-carbonyl)-1H-pyrazole-3-carboxamide (Q-1884)



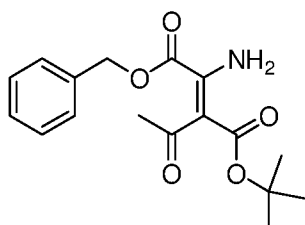
[00925] Step 1: Synthesis of benzyl cyanoformate.



[00926]

[00927] Benzyl chloroformate (5 g, 0.029 mol) and 1, 4-diazabicyclo [2.2.2] octane (22 mg; 0.20 mmol) were added to a dry reaction vessel under a dry nitrogen atmosphere. Trimethylsilyl nitrile (2.9 g, 0.029 mol) was added dropwise over about 1 hr. The mixture was maintained at between 20°C-30°C until the reaction reached completion in about 3 hr. After distilling off the trimethylsilyl chloride, 4.3 g of crude product was obtained, which was used directly in the next step. GC-MS: $m/z = 161 M^+$, RT = 9.249 min.

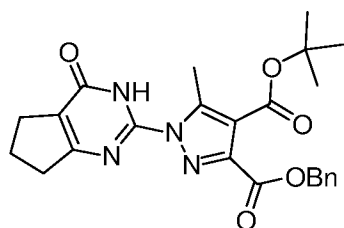
[00928] Step 2: Synthesis of 4-benzyl 1-tert-butyl 2-acetyl-3-aminofumarate.



[00929]

[00930] To a solution of tert-butyl 3-oxobutanoate (982 mg, 6.22 mmol and benzyl cyanofornate (1 g, 6.21 mmol) in DCM (3mL) was added zinc(II) acetyl acetate (82 mg, 0.31 mmol) and the reaction mixture was stirred at r.t. for 2 h. The reaction mixture was evaporated, and the residue was taken up in Et₂O (20 mL) and the suspension was filtered over celite. The cake was washed with Et₂O (15 mL) and the filtrate evaporated. The residue was purified by silica gel chromatography (PE/EA=12/1) to afford the title compound. LC-MS: m/z = 342 (M+Na)⁺, RT = 1.596 min.

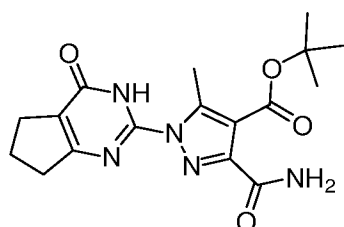
[00931] Step 3: Synthesis of 3-benzyl 4-tert-butyl 5-methyl-1-(4-oxo-4, 5, 6, 7-tetrahydro-3H-cyclo-penta [d]pyrimidin-2-yl)-1H-pyrazole-3, 4-dicarboxylate.



[00932]

[00933] To a solution of 4-benzyl 1-tert-butyl 2-acetyl-3-aminofumarate (575 mg, 1.80 mmol) in 5 mL of EtOH was added 2-hydrazinyl-6,7-dihydro-3H-cyclopenta[d]pyrimidin-4(5H)-one (300 mg, 1.81 mmol). The suspension was heated to reflux for 15 h. After being cooled to r.t., the suspension was filtered and the filtrate was concentrated. The residue was purified by silica gel chromatography using (PE/EA=12/1) to afford the title compound. LC-MS: m/z = 395 (M-55)⁺, RT = 2.188 min.

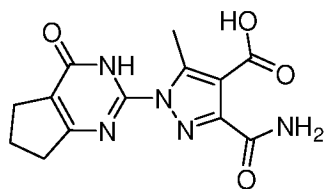
[00934] Step 4: Synthesis of tert-butyl 3-carbamoyl-5-methyl-1-(4-oxo-4, 5, 6, 7-tetrahydro-3H-cyclo-penta [d]pyrimidin-2-yl)-1H-pyrazole-4-carboxylate.



[00935]

[00936] A solution of 3-benzyl 4-tert-butyl 5-methyl-1-(4-oxo-4, 5, 6, 7-tetrahydro-3H-cyclopenta[d]pyrimidin-2-yl)-1H-pyrazole-3,4-dicarboxylate (440 mg, 0.98 mmol) in 8 mL of 7 M NH₃ solution in MeOH was put into a sealed tube and heated at 50°C for 15 h. After being cooled to r.t., the solution was concentrated to give title compound. LC-MS: m/z = 304 (M-55)⁺, RT = 1.504 min.

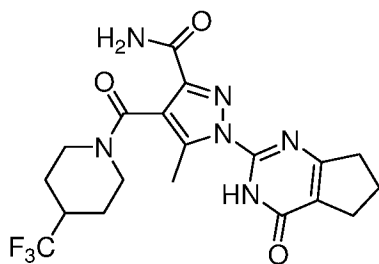
[00937] Step 5: Synthesis of 3-carbamoyl-5-methyl-1-(4-oxo-4, 5, 6, 7-tetrahydro-3H-cyclopenta[d]-pyrimidin-2-yl)-1H-pyrazole-4-carboxylic acid.



[00938]

[00939] To a solution of tert-butyl 3-carbamoyl-5-methyl-1-(4-oxo-4,5,6,7-tetrahydro-3H-cyclopenta-[d]pyrimidin-2-yl)-1H-pyrazole-4-carboxylate (30 mg, 0.084 mmol) in 2 mL of DCM was added 1 mL of TFA and the mixture was stirred at r.t. for 3h. Then the reaction mixture was diluted with toluene and concentrated to give the desired product. LC-MS: $m/z = 304$ (M+H)⁺, RT = 0.407 min.

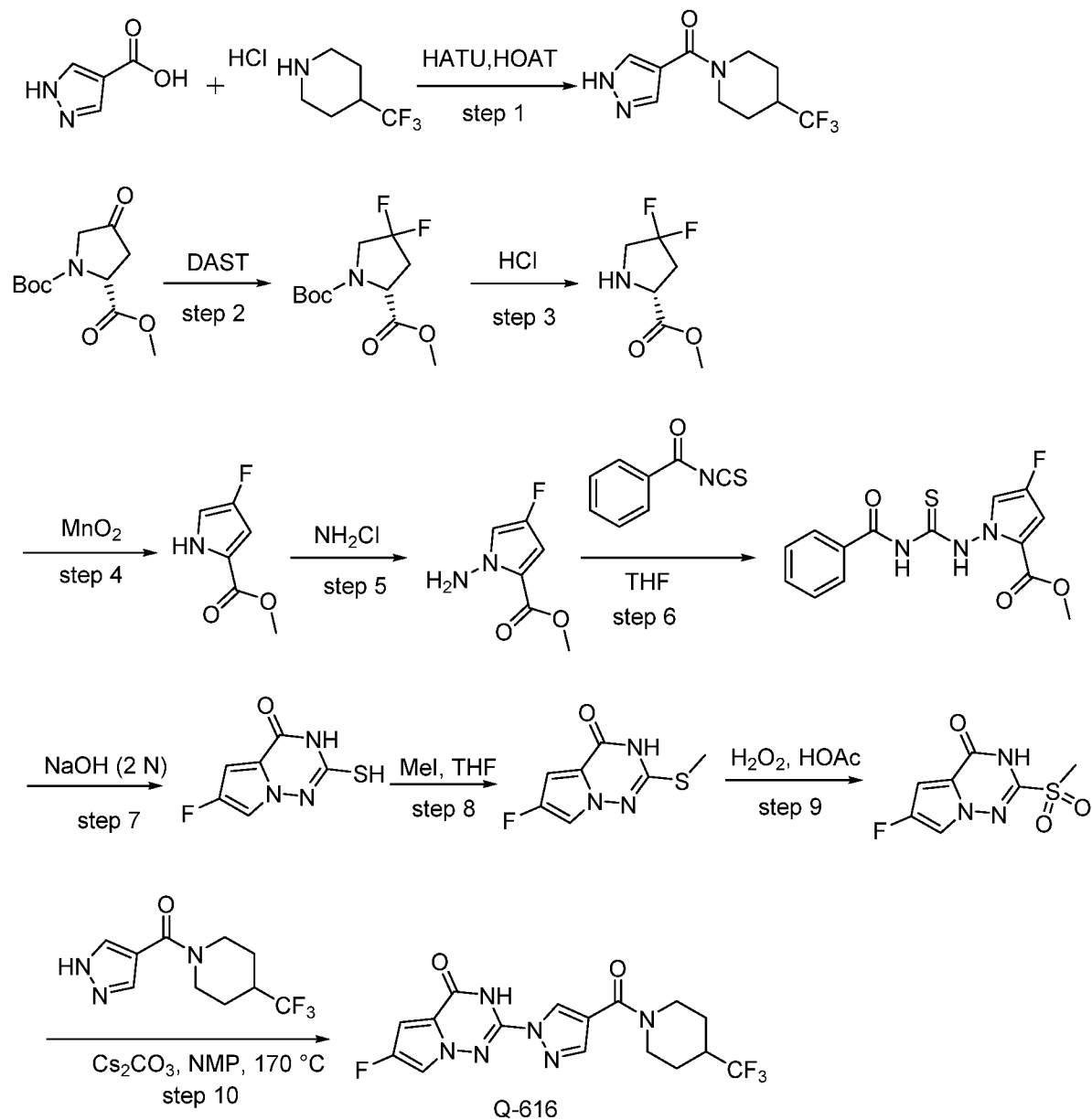
[00940] Step 6: Synthesis of 5-methyl-1-(4-oxo-4, 5, 6, 7-tetrahydro-3H-cyclopenta[d]pyrimidin-2-yl)-4-(4-(trifluoromethyl) piperidine-1-carbonyl)-1H-pyrazole-3-carboxamide.



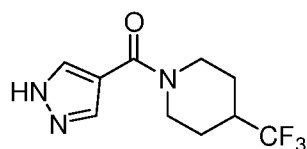
[00941]

[00942] To a mixture of 3-carbamoyl-5-methyl-1-(4-oxo-4, 5, 6, 7-tetrahydro-3H-cyclopenta[d]pyrimidin-2-yl)-1H-pyrazole-4-carboxylic acid (26 mg, 0.084 mmol) and 4-(trifluoromethyl) piperidine hydrochloride (16 mg, 0.084 mmol) in 2 mL of DMF was added NMM (0.05 mL, 0.45 mmol), HOAt (14 mg, 0.10 mmol) and HATU (38 mg, 0.10 mmol). The reaction mixture was stirred at r.t. for 2 h and filtered. The filtrate was purified by prepared HPLC (NH₄HCO₃) to give the desired product. LC-MS (method F'): $m/z = 439$ (M+H)⁺, RT = 1.356 min.

Example 234 – Synthesis of 6-fluoro-2-(4-(4-(trifluoromethyl)piperidine-1-carbonyl)-1H-pyrazol-1-yl)pyrrolo[1,2-f][1,2,4]triazin-4(3H)-one (Q-616)



[00943] Step 1: (1H-pyrazol-4-yl)(4-(trifluoromethyl)piperidin-1-yl)methanone.

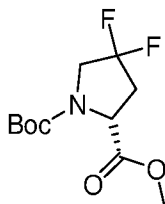


[00944]

[00945] To a 100 mL of RBF was added 1H-pyrazole-4-carboxylic acid (500 mg, 4.46 mmol), 4-(trifluoromethyl)piperidine hydrochloride (1.0 g, 5.29 mmol), HATU (1.2 g, 5.10 mmol), HOAT (700 mg, 5.14 mmol), 40 mL of THF and 2 mL of TEA. The mixture was stirred at RT for 16 h. The reaction mixture was concentrated and purified by combiflash

(isico, silica gel, UV 254, 40 g, MeOH/DCM=1/10) to give product LC-MS: $m/z = 248$ (M+H)⁺, RT = 1.434 min.

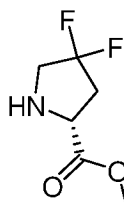
[00946] Step 2: Synthesis of (R)-1-tert-butyl 2-methyl 4,4-difluoropyrrolidine-1,2-dicarboxylate.



[00947]

[00948] To a 500 mL of RBF was added (R)-1-tert-butyl 2-methyl 4-oxopyrrolidine-1,2-dicarboxylate (4.0 g, 16.4 mmol) and 200 mL of DCM. The mixture was cooled to 0 °C and DAST (24.0 g, 150.0 mmol) in 100 ml of DCM was added drop wise over 1 h. Then the mixture was stirred at r.t. for 16 h. The reaction mixture was treated with NaHCO₃ (aq) and extracted with DCM (300 ml), the organic layer was concentrated to give product. LC-MS: $m/z = 166$ (M-100)⁺, RT = 0.344 min.

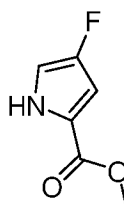
[00949] Step 3: Synthesis of (R)-methyl 4,4-difluoropyrrolidine-2-carboxylate.



[00950]

[00951] To a 100 mL of RBF was added (R)-1-tert-butyl 2-methyl 4,4-difluoropyrrolidine-1,2-dicarboxylate (4.0 g, 15.1 mmol) and 40 mL of HCl (4 M in dioxane). The mixture was stirred at RT for 16 h. Then the reaction mixture was concentrated to give product. LC-MS: $m/z = 166$ (M+H)⁺, RT = 0.347 min.

[00952] Step 4: Synthesis of methyl 1-amino-4-fluoro-1H-pyrrole-2-carboxylate.

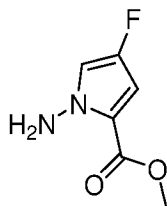


[00953]

[00954] To a 250 mL of RBF was added (R)-methyl 4,4-difluoropyrrolidine-2-carboxylate (2.4 g, 14.5 mmol) in 80 ml of THF was added 24 g of MnO₂. The mixture was stirred at 70 °C for 16 h. The reaction mixture was filtered and the filtrate was concentrated and purified

by combiflash (isco, silica gel, UV 254, 40 g, EA/PE=1/3) to give product. LC-MS: $m/z = 144$ (M+H)⁺, RT = 1.528 min.

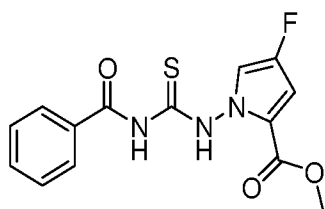
[00955] Step 5: Synthesis of methyl 1-amino-4-fluoro-1H-pyrrole-2-carboxylate.



[00956]

[00957] To a 500 mL of RBF was added NH_4Cl (6.0 g, 112 mmol) in 200 ml of Et_2O . The mixture was cooled to $-5\text{ }^\circ\text{C}$ and 9.4 ml of NH_4OH was added drop wise with vigorous stirring. Then 145 ml of NaClO was added drop wise over 2 h. The mixture was stirred for 15 min and the layer was separated. The organic layer was washed with brine and dried with CaCl_2 and used in the next step without further purification. Then to a 100 ml of RBF was added methyl 4-fluoro-1H-pyrrole-2-carboxylate (1.7 g, 11.8 mmol) and 30 ml of DMF. The mixture was cooled to $0\text{ }^\circ\text{C}$ and NaH (60%) (600 mg, 15.0 mmol) was added. After 45 min, the previously prepared NH_2Cl (100 ml) was added dropwise. The mixture was stirred at r.t. for 2 h. The reaction mixture was extracted with EtOAc (200 ml), the organic layer was concentrated and purified by combiflash (isco, silica gel, UV 254, 40 g, EA/PE=1/5) to give product. LC-MS: $m/z = 159$ (M+H)⁺, RT = 1.49 min.

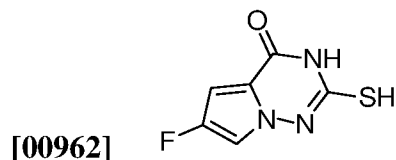
[00958] Step 6: Synthesis of methyl 1-(3-benzoylthioureido)-4-fluoro-1H-pyrrole-2-carboxylate.



[00959]

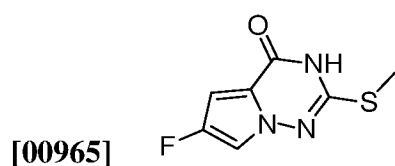
[00960] To a 250 mL of RBF was added methyl 1-amino-4-fluoro-1H-pyrrole-2-carboxylate (1.7 g, 10.76 mmol), 80 ml of THF and benzoyl isothiocyanate (1.8 g, 11.04 mmol). The mixture was stirred at RT under N_2 for 16 h. The reaction mixture was concentrated and purified by combi flash (isco, silica gel, UV 254, 40 g, EA/PE=1/4) to give product. LC-MS: $m/z = 322$ (M+H)⁺, RT = 1.823 min.

[00961] Step 7: Synthesis of 6-fluoro-2-mercaptopyrrolo [1,2-f][1,2,4]triazin-4(3H)-one.



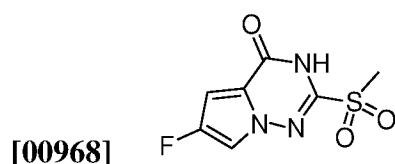
[00963] To a 100 mL of RBF was added methyl 1-(3-benzoylthioureido)-4-fluoro-1H-pyrrole-2-carboxylate (1.5 g, 4.67 mmol) and 10 ml of NaOH (2 N). The mixture was stirred at 85 °C under N₂ for 1.5 h. The reaction mixture was cooled to 0 °C and EtOH (5 ml), HOAc (2 ml) was added and stirred at r.t. for 30 min. The reaction mixture was filtered and washed with Et₂O (20 ml) to give product. LC-MS: m/z = 186 (M+H)⁺, RT = 0.67 min.

[00964] Step 8: Synthesis of 6-fluoro-2-(methylthio)pyrrolo[1,2-f][1,2,4]triazin-4(3H)-one.



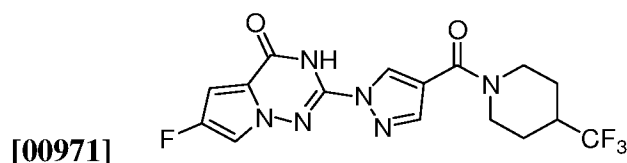
[00966] To a 100 mL of RBF was added 6-fluoro-2-mercaptopyrrolo[1,2-f][1,2,4]triazin-4(3H)-one (700 mg, 3.78 mmol) and 20 ml of THF was added MeI (700 mg, 4.92 mmol). The mixture was stirred at 45 °C under N₂ for 1 h. The reaction mixture was treated with NaHCO₃ (aq) and filtered to give product. LC-MS: m/z = 200 (M+H)⁺, RT = 1.551 min.

[00967] Step 9: Synthesis of 6-fluoro-2-(methylsulfonyl)pyrrolo[1,2-f][1,2,4]triazin-4(3H)-one.



[00969] To a 50 mL of RBF was added 6-fluoro-2-(methylthio)pyrrolo[1,2-f][1,2,4]triazin-4(3H)-one (100 mg, 0.50 mmol) and 4 ml of HOAc was added 2 ml of H₂O₂. The mixture was stirred at 170 °C in a microwave for 15 h. The reaction mixture was filtered to give product. LC-MS: m/z = 232 (M+H)⁺, RT = 1.368 min.

[00970] Step 10: Synthesis of 6-fluoro-2-(4-(4-(trifluoromethyl) piperidine-1-carbonyl)-1H-pyrazol-1-yl)pyrrolo[1,2-f][1,2,4]triazin-4(3H)-one.



[00972] To a microwave tube was added 6-fluoro-2-(methylsulfonyl)pyrrolo[1,2-f][1,2,4]triazin-4(3H)-one (100 mg, 0.43 mmol), (1H-pyrazol-4-yl)(4-(trifluoromethyl)piperidin-1-yl)methanone (110 mg, 0.44 mmol), Cs₂CO₃ (160 mg, 0.49 mmol) and 2 ml of NMP. The mixture was stirred at r.t. for 2 days. The reaction mixture was concentrated and purified by combi flash (isco, silica gel, UV 254, 20 g, MeOH/DCM=1/10) to give product. LC-MS (method G'): m/z = 399 (M+H)⁺, RT = 1.399 min.

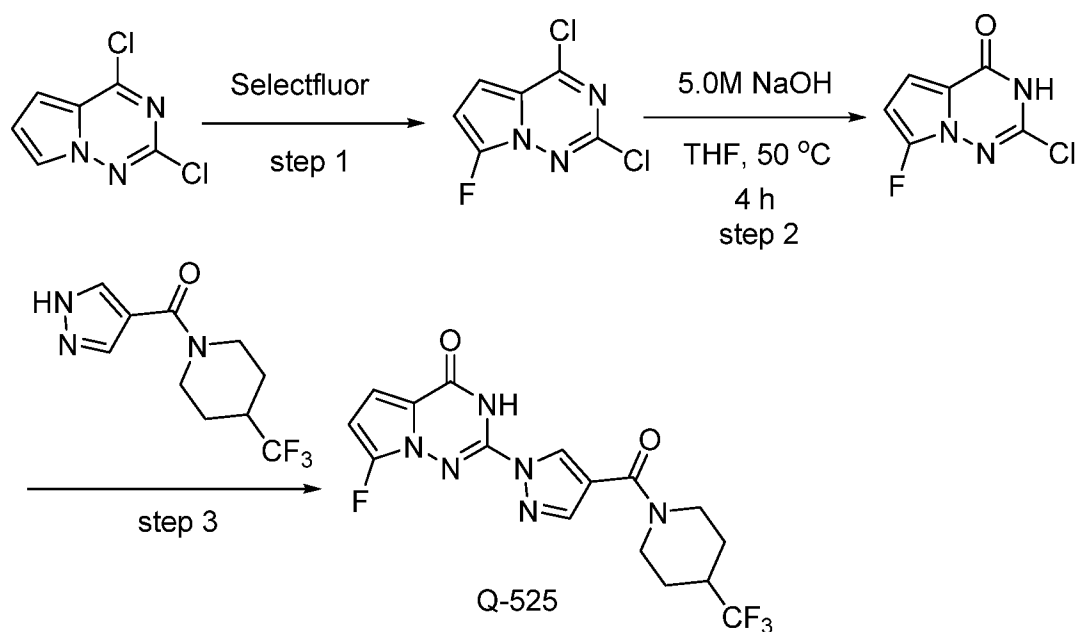
Examples 235-236

[00973] Examples 235-236 in Table 17 were prepared in an analogous fashion to Example 234 starting with the corresponding starting materials.

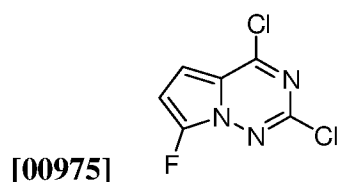
Table 17

Ex. No.	Ref. No.	LC-MS (Retention Time)	MS (M+H) ⁺	LC-MS Method
235	Q-741	1.565	413.1	F ⁺
236	Q-746	1.497	384.1	F ⁺

Example 237 – Synthesis of 7-fluoro-2-(4-(4-(trifluoromethyl)piperidine-1-carbonyl)-1H-pyrazol-1-yl)pyrrolo[1,2-f][1,2,4]triazin-4(3H)-one (Q-525)

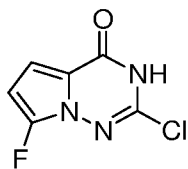


[00974] Step 1: Synthesis of 2,4-dichloro-7-fluoropyrrolo[1,2-f][1,2,4]triazine.



[00976] A mixture of 2,4-dichloropyrrolo[1,2-f][1,2,4]triazine (6.0 g, 31.9 mmol) and 1-(chloromethyl)-4-fluoro-1,4-diazonia-bicyclo[2.2.2]octane tetrafluoroborate (22.6 g, 63.8 mmol) in acetonitrile (250 mL) was stirred at 45 °C for 16 h under N₂ atmosphere. The mixture was concentrated, the residue was diluted with DCM (400 mL), washed with H₂O (50 mL x 3), and dried over Na₂SO₄. The filtrate was concentrated to give the crude product. LC-MS: m/z = 206.0 (M+H)⁺, RT = 1.873 min.

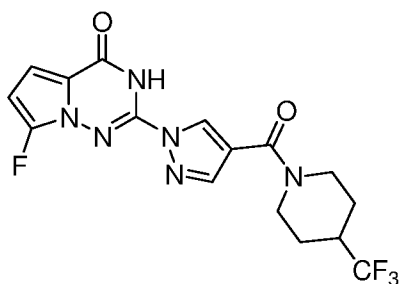
[00977] Step 2: Synthesis of 2-chloro-7-fluoropyrrolo[1,2-f][1,2,4]triazin-4(3H)-one



[00978]

[00979] To a mixture of 2,4-dichloro-7-fluoropyrrolo[1,2-f][1,2,4]triazine (6.33 g, 30.7 mmol) in THF/H₂O (30 ml/30 mL) was added sodium hydroxide (6.16 g, 154 mmol). The mixture was stirred at 50 °C for 4 h, and cooled to r.t. The mixture was adjusted to pH = 3-4 with 4 N HCl and extracted with EtOAc (100 mL x 4). The combined organics were dried over Na₂SO₄ and concentrated to give 5.2 g of the crude product. 2 g of the crude product was purified by prep-HPLC (TFA/CH₃CN/H₂O) to give the product. LC-MS: m/z = 188.0 (M+H)⁺, RT = 1.486 min.

[00980] Step 3: Synthesis of 7-fluoro-2-(4-(4-(trifluoromethyl)piperidine-1-carbonyl)-1H-pyrazol-1-yl)pyrrolo[1,2-f][1,2,4]triazin-4(3H)-one.



[00981]

[00982] To a mixture of 2-chloro-7-fluoropyrrolo[1,2-f][1,2,4]triazin-4(3H)-one (302 mg, 1.61 mmol), (1H-pyrazol-4-yl)(4-(trifluoromethyl)piperidin-1-yl)methanone (398 mg, 1.61 mmol) and Cs₂CO₃ (1049 mg, 3.22 mmol) in dry DMF (20 mL) were added L-proline (93 mg, 0.8 mmol) and CuI (152 mg, 0.8 mmol) under N₂ atmosphere. The mixture was stirred at 140 °C for 20 h. The mixture was cooled to r.t., diluted with H₂O (100 mL), pH adjusted to 3-4 with 1 N HCl, and extracted with EtOAc (100 mL x 5). The combined organics were dried over Na₂SO₄ and concentrated. The residue was purified by prep-HPLC (TFA/CH₃CN/H₂O) to give the crude product which was further purified by prep-HPLC

(NH₄HCO₃/CH₃CN/H₂O) to give the product. LC-MS (method D’): m/z = 399.2 (M+H)⁺, RT = 1.002 min.

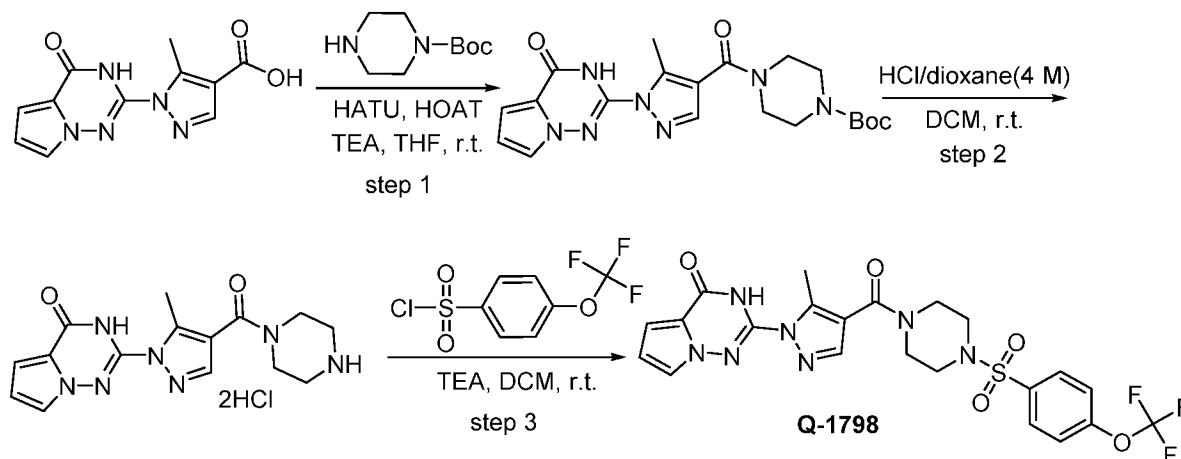
Examples 238-239

[00983] Examples 238-239 in Table 18 were prepared in an analogous fashion to Example 237 starting with the corresponding starting materials.

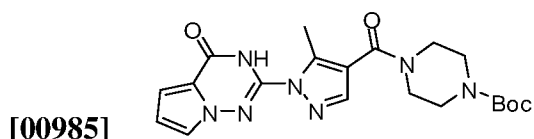
Table 18

Ex. No.	Ref. No.	LC-MS (Retention Time)	MS (M+H) ⁺	LC-MS Method
238	Q-732	1.429	381.2	F’
239	Q-738	1.479	380.2	F’

Example 240 – Synthesis of 2-(5-methyl-4-(4-(4-(trifluoromethoxy)phenylsulfonyl)piperazine-1-carbonyl)-1H-pyrazol-1-yl)pyrrolo[1,2-f][1,2,4]triazin-4(3H)-one (Q-1798)

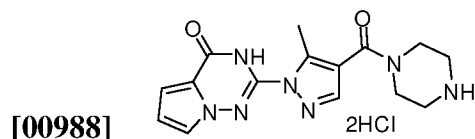


[00984] Step 1: Synthesis of tert-butyl-4-(5-methyl-1-(4-oxo-3,4-dihydropyrrolo[1,2-f][1,2,4]triazin-2-yl)-1H-pyrazole-4-carboxylate)piperazine-1-carboxylate.



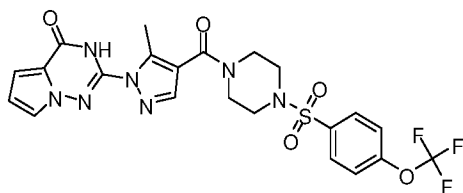
[00986] To the solution of 5-methyl-1-(4-oxo-3,4-dihydropyrrolo[1,2-f][1,2,4]triazin-2-yl)-1H-pyrazole-4-carboxylic acid (2 g, 7.715 mmol) and tert-butyl-piperazine-1-carboxylate (1.6 g, 8.487 mmol) in THF (40 mL) were added HATU (3.52 g, 9.258 mmol), HOAT (1.05 g, 7.715 mmol) and TEA (2.34 g, 23.146 mmol), the reaction mixture was stirred at r.t. for 15 h. The mixture was concentrated and purified by SGC (eluting with DCM/MeOH=20/1) to give the title compound. LC-MS: m/z = 428.3 (M+H)⁺, RT = 1.535 min.

[00987] Step 2: Synthesis of 2-(5-methyl-4-(piperazine-1-carbonyl)-1H-pyrazol-1-yl)pyrrolo[1,2-f][1,2,4]triazin-4(3H)-one dihydrochloride.



[00989] To the solution of tert-butyl-4-(5-methyl-1-(4-oxo-3,4-dihydropyrrolo[1,2-f][1,2,4]triazin-2-yl)-1H-pyrazole-4-carbonyl)piperazine-1-carboxylate (3.88 g, 9.077 mmol) in DCM (50 mL) was added HCl (20 mL, 4 M in dioxane). The reaction mixture was stirred at r.t. for 15 h. The mixture was concentrated to give the title compound. LC-MS: m/z = 328.2 (M+H)⁺, RT = 1.146 min.

[00990] Step 3: Synthesis of 2-(5-methyl-4-(4-(4-(trifluoromethoxy)phenylsulfonyl)piperazine-1-carbonyl)-1H-pyrazol-1-yl)pyrrolo[1,2-f][1,2,4]triazin-4(3H)-one



[00991]

[00992] To the solution of 2-(5-methyl-4-(piperazine-1-carbonyl)-1H-pyrazol-1-yl)pyrrolo[1,2-f][1,2,4]triazin-4(3H)-one dihydrochloride (50 mg, 0.125 mmol) and TEA (51 mg, 0.50 mmol) in DCM (3 mL) was added 4-(trifluoromethoxy)benzene-1-sulfonyl chloride (39 mg, 0.15 mmol). The reaction mixture was stirred at r.t. for 15 h. The mixture was purified by prep-HPLC (high pH) to give the title compound. LC-MS (method J'): m/z = 552.2 (M+H)⁺, RT = 1.671 min.

Examples 241-289

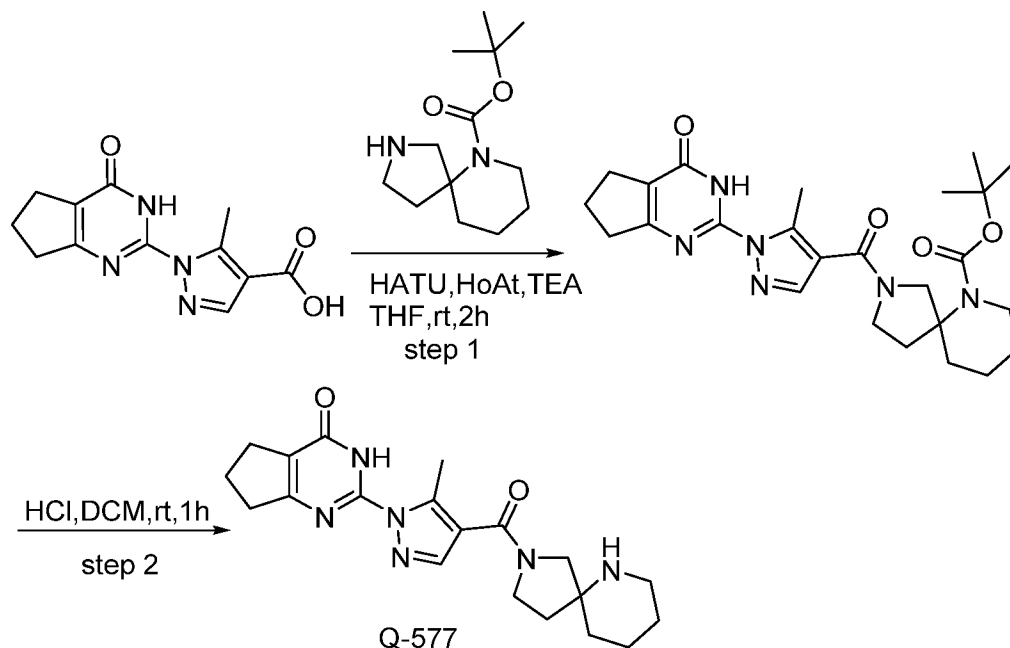
[00993] Examples 241-289 in Table 19 were prepared in an analogous fashion to Example 240 starting with the corresponding starting materials.

Table 19

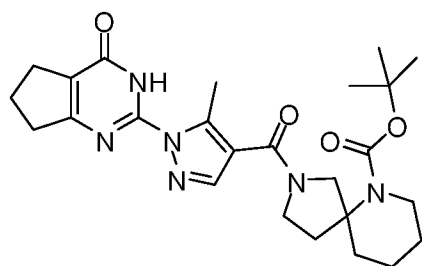
Ex. No.	Ref. No.	LC-MS (Retention Time)	MS (M+H) ⁺	LC-MS Method
241	Q-1794	1.51	493.2	J'
243	Q-1796	1.62	536.2	J'
243	Q-1797	1.436	434.2	J'
244	Q-1798	1.671	552.2	J'
245	Q-1799	1.524	486.2	J'
246	Q-1800	1.719	524.3	J'
247	Q-1801	1.630	520.2	J'

248	Q-1804	1.84	498.1	C'
249	Q-1805	1.488	503.2	J'
250	Q-1807	1.86	486.1	C'
251	Q-1814	1.695	542.1	J'
252	Q-1815	1.701	561.3	J'
253	Q-1819	1.562	502.2	J'
254	Q-1820	1.691	510.2	J'
255	Q-1821	1.502	474.2	J'
256	Q-1822	1.606	502.2	J'
257	Q-1823	1.553	486.2	J'
258	Q-1824	1.51	493.2	J'
259	Q-1825	1.648	536.1	J'
260	Q-1826	1.646	536.2	J'
261	Q-1827	1.461	546.2	J'
262	Q-1829	1.527	512.2	J'
263	Q-1830	1.681	536.2	J'
264	Q-1831	1.623	518.2	J'
265	Q-1832	1.6	472	C'
266	Q-1833	1.72	525.1	C'
267	Q-1834	1.647	536.2	J'
268	Q-1835	1.757	604.2	J'
269	Q-1836	1.73	536	A'
270	Q-1837	1.62	546.2	J'
271	Q-1838	1.51	493.2	J'
272	Q-1839	1.84	528.1	C'
273	Q-1840	1.82	570	A'
274	Q-1841	1.961	518.1	C'
275	Q-1842	1.955	508.0	C'
276	Q-1845	1.748	512.1	C'
277	Q-1846	1.720	435.1	C'
278	Q-1847	1.498	493.2	J'
279	Q-1848	1.511	487.2	J'
280	Q-1857	1.7	469.1	C'
281	Q-1858	1.680	542.1	J'
282	Q-1859	1.508	519.2	J'
283	Q-1861	1.966	552.1	C'
284	Q-1862	1.850	503.0	C'
285	Q-1864	1.56	519.2	E'
286	Q-1875	1.823	532.1	C'
287	Q-1876	1.93	520	C'
288	Q-1882	1.832	526.5	C'
289	Q-1885	1.940	544.0	C'

Example 290 – Synthesis of 2-(5-methyl-4-(2,6-diazaspiro[4.5]decane-2-carbonyl)-1H-pyrazol-1-yl)-6,7-dihydro-3H-cyclopenta[d]pyrimidin-4(5H)-one (Q-577)



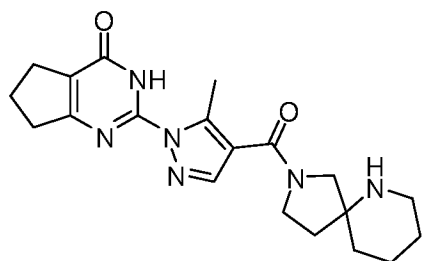
[00994] Step 1: Synthesis of tert-butyl 2-(5-methyl-1-(4-oxo-4,5,6,7-tetrahydro-3H-cyclopenta[d]pyrimidin-2-yl)-1H-pyrazole-4-carbonyl)-2,6-diazaspiro[4.5]decane-6-carboxylate.



[00995]

[00996] The mixture of 5-methyl-1-(4-oxo-4,5,6,7-tetrahydro-3H-cyclopenta[d]pyrimidin-2-yl)-1H-pyrazole-4-carboxylic acid (50 mg, 0.19 mmol), tert-butyl 2,6-diazaspiro[4.5]decane-6-carboxylate (55 mg, 0.19 mmol), HATU (109.6 mg, 0.29 mmol), HOAt (39 mg, 0.29 mmol) and TEA (0.05 mL, 0.38 mmol) was stirred at r.t. for 2 h. The reaction was concentrated. The residue was purified by prep-TLC (DCM/MeOH = 15/1, silica, UV254) to get the title compound. LC-MS: $m/z = 483$ (M+H)⁺, RT = 1.544 min.

[00997] Step 2: Synthesis of 2-(5-methyl-4-(2,6-diazaspiro[4.5]decane-2-carbonyl)-1H-pyrazol-1-yl)-6,7-dihydro-3H-cyclopenta[d]pyrimidin-4(5H)-one.



[00998]

[00999] To a solution of tert-butyl 2-(5-methyl-1-(4-oxo-4,5,6,7-tetrahydro-3H-cyclopenta[d]pyrimidin-2-yl)-1H-pyrazole-4-carbonyl)-2,6-diazaspiro[4.5]decane-6-carboxylate (50 mg, 0.1 mmol) in DCM (1 mL) was added HCl (4M in dioxane, 1 mL). The mixture was stirred at r.t. for 1 h. The reaction was concentrated. The residue was purified by prep-HPLC (high pH) to get the title compound. LC-MS (method C'): $m/z = 383$ (M+H)⁺, RT = 1.21 min.

Examples 291-292

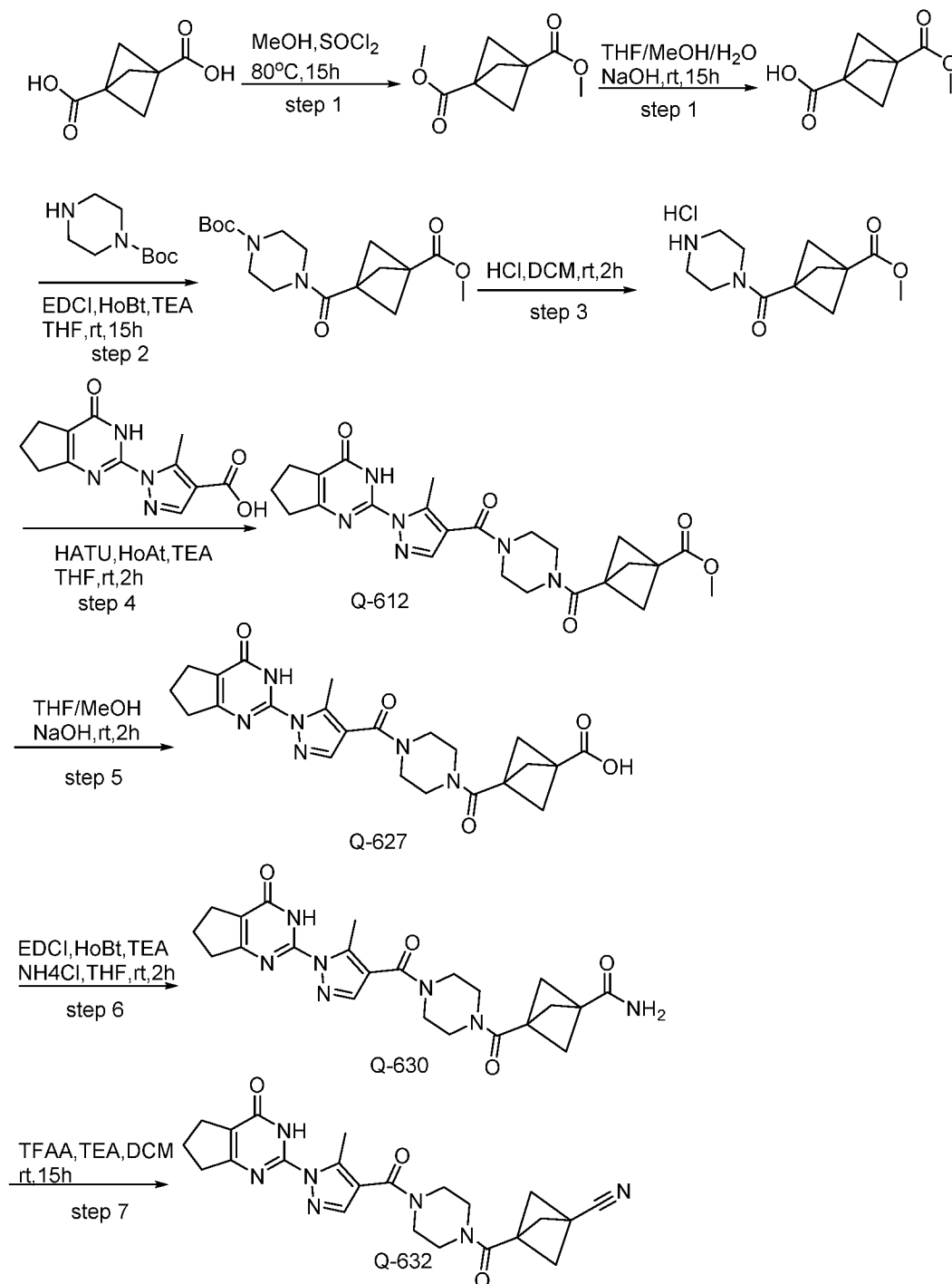
[001000] Examples 291-292 in Table 20 were prepared in an analogous fashion to Example 290 starting with the corresponding starting materials.

Table 20

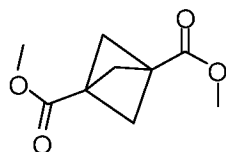
Ex. No.	Ref. No.	LC-MS (Retention Time)	MS (M+H) ⁺	LC-MS Method
291	Q-595	1.069	399	H'
292	Q-714	1.185	329.1	A'

Example 293 – Synthesis of 3-(4-(5-methyl-1-(4-oxo-4,5,6,7-tetrahydro-3H-cyclopenta[d]pyrimidin-2-yl)-1H-pyrazole-4-carbonyl)piperazine-1-carbonyl)bicyclo[1.1.1]pentane-1-carboxylic acid (Q-627)

Example 293 – Synthesis of 3-(4-(5-methyl-1-(4-oxo-4,5,6,7-tetrahydro-3H-cyclopenta[d]pyrimidin-2-yl)-1H-pyrazole-4-carbonyl)piperazine-1-carbonyl)bicyclo[1.1.1]pentane-1-carbonitrile (Q-632)



[001001] Step 1: Synthesis of dimethyl bicyclo[1.1.1]pentane-1,3-dicarboxylate.

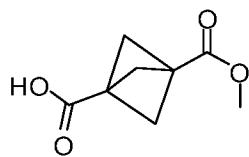


[001002]

[001003] To a solution of bicyclo[1.1.1]pentane-1,3-dicarboxylic acid (1 g, 6.4 mmol) in MeOH (50 mL) was added SOCl₂ (6 mL) dropwise. The reaction was stirred at 80 °C for 15 h. The reaction was concentrated. The residue was treated with aq. NaHCO₃ (80 mL) and

extracted with DCM (2x60 mL). The combined organic layers were concentrated to get the title compound.

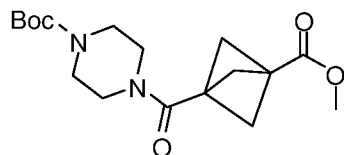
[001004] Step 2: Synthesis of 3-(methoxycarbonyl)bicyclo[1.1.1]pentane-1-carboxylic acid.



[001005]

[001006] To a solution of dimethyl bicyclo[1.1.1]pentane-1,3-dicarboxylate (1.1 g, 5.98 mmol) in THF/MeOH (1/1, 10 mL) was added NaOH (2M, 3 mL). The reaction was stirred at r.t. for 15 h. The reaction was concentrated. The residue was treated with water (50 mL), adjusted pH = 5 with HCl (2M), and extracted with DCM (2x50 mL). The combined organic layers were concentrated to get the title compound.

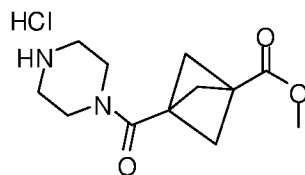
[001007] Step 3: Synthesis of tert-butyl 4-(3-(methoxycarbonyl)bicyclo[1.1.1]pentane-1-carbonyl) piperazine-1-carboxylate.



[001008]

[001009] The mixture of 3-(methoxycarbonyl)bicyclo[1.1.1]pentane-1-carboxylic acid (600 mg, 3.53 mmol), tert-butyl piperazine-1-carboxylate (656 mg, 3.53 mmol), EDCI (1.01 g, 5.29 mmol), HOBT (715 mg, 5.29 mmol) and TEA (1 mL, 7.06 mmol) in THF (30 mL) was stirred at room temperature for 15 h. The reaction was treated with water (50 mL), extracted with EtOAc (2x50 mL). The combined organic layers were concentrated to get the title compound. LC-MS: m/z = 283 (M-56+H)⁺; RT = 1.68 min.

[001010] Step 4: Synthesis of methyl 3-(piperazine-1-carbonyl)bicyclo[1.1.1]pentane-1-carboxylate hydrochloride.

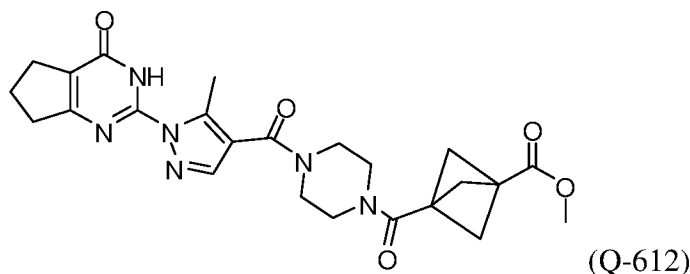


[001011]

[001012] To a solution of tert-butyl 4-(3-(methoxycarbonyl)bicyclo[1.1.1]pentane-1-carbonyl)piperazine-1-carboxylate (1.05 g, 3.1 mmol) in DCM (10 mL) was added HCl (4M

in dioxane, 10 mL). The mixture was stirred at r.t. for 2 h. The reaction was concentrated to get the title compound (850 mg, 99%). LC-MS: $m/z = 239$ (M+H)⁺, RT = 0.92 min.

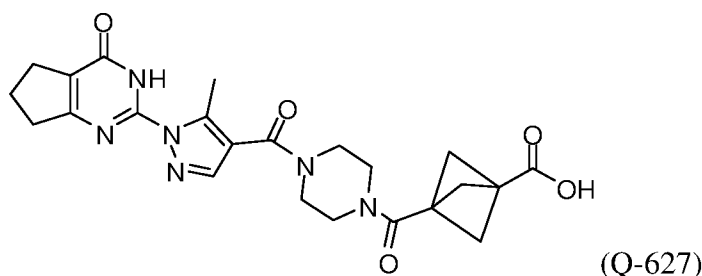
[001013] Step 5: Synthesis of methyl 3-(4-(5-methyl-1-(4-oxo-4,5,6,7-tetrahydro-3H-cyclopenta[d]pyrimidin-2-yl)-1H-pyrazole-4-carbonyl)piperazine-1-carbonyl)bicyclo[1.1.1]pentane-1-carboxylate.



[001014]

[001015] The mixture of 5-methyl-1-(4-oxo-4,5,6,7-tetrahydro-3H-cyclopenta[d]pyrimidin-2-yl)-1H-pyrazole-4-carboxylic acid (585 mg, 2.25 mmol), methyl 3-(piperazine-1-carbonyl)bicyclo[1.1.1]pentane-1-carboxylate hydrochloride (850 mg, 3.1 mmol), HATU (1.28 g, 3.37 mmol), HOAt (460 mg, 3.37 mmol) and TEA (1 mL) in THF (30 mL) was stirred at r.t. for 15 h. The reaction was concentrated. The residue was purified by combi-flash (40 g, DCM/MeOH = 20/1, silica, UV254) to get the title compound. LC-MS: $m/z = 481$ (M+H)⁺, RT = 1.48 min.

[001016] Step 6: Synthesis of 3-(4-(5-methyl-1-(4-oxo-4,5,6,7-tetrahydro-3H-cyclopenta[d]pyrimidin-2-yl)-1H-pyrazole-4-carbonyl)piperazine-1-carbonyl)bicyclo[1.1.1]pentane-1-carboxylic acid.

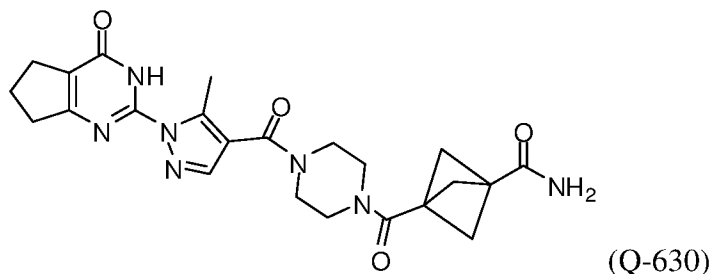


[001017]

[001018] To a solution of methyl 3-(4-(5-methyl-1-(4-oxo-4,5,6,7-tetrahydro-3H-cyclopenta[d]pyrimidin-2-yl)-1H-pyrazole-4-carbonyl)piperazine-1-carbonyl)bicyclo[1.1.1]pentane-1-carboxylate (120 mg, 0.25 mmol) in THF/MeOH (1/1, 4 mL) was added LiOH (2 M, 1 mL). The reaction mixture was stirred at r.t. for 1 h. The reaction was treated with water (20 mL), adjust pH = 5 with HCl (2M). The mixture was extracted with EtOAc (2x30 mL). The combined organic layers were concentrated. The

residue was purified by prep-HPLC (low pH) to get the title compound. LC-MS (method C'): $m/z = 467$ (M+H)⁺, RT = 1.34 min.

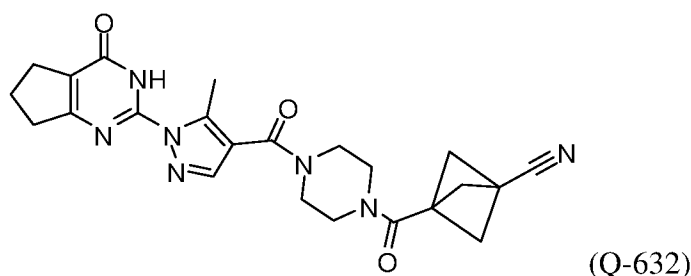
[001019] Step 7: Synthesis of 3-(4-(5-methyl-1-(4-oxo-4,5,6,7-tetrahydro-3H-cyclopenta[d]pyrimidin-2-yl)-1H-pyrazole-4-carbonyl)piperazine-1-carbonyl)bicyclo[1.1.1]pentane-1-carboxamide.



[001020]

[001021] The mixture of 3-(4-(5-methyl-1-(4-oxo-4,5,6,7-tetrahydro-3H-cyclopenta[d]pyrimidin-2-yl)-1H-pyrazole-4-carbonyl)piperazine-1-carbonyl)bicyclo[1.1.1]pentane-1-carboxylic acid (80 mg, 0.17 mmol), NH₄Cl (13.6 mg, 0.26 mmol), HOBt (49.2 mg, 0.26 mmol), EDCI (34.7 mg, 0.26 mmol) and TEA (0.07 mL) in THF (5 mL) was stirred at r.t. for 15 h. The reaction was concentrated. The residue was purified by prep-HPLC (low pH) to get the title compound. LC-MS: $m/z = 466$ (M+H)⁺, RT = 1.28 min.

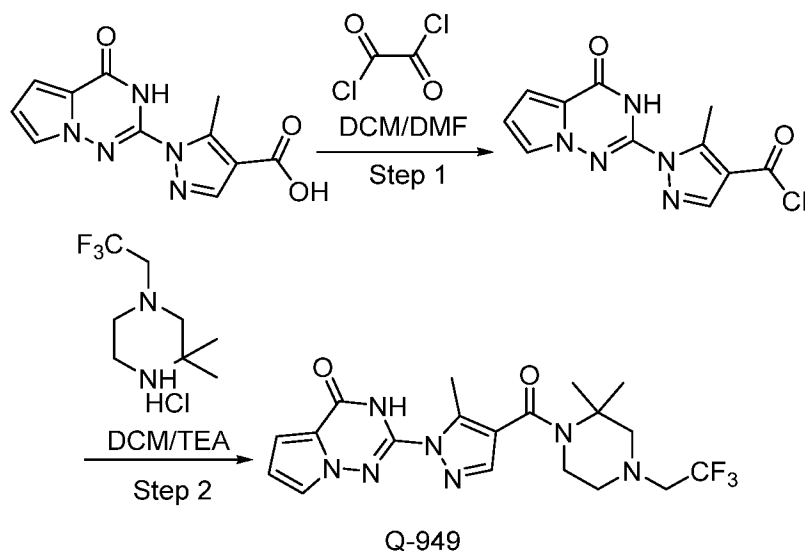
[001022] Step 8: Synthesis of 3-(4-(5-methyl-1-(4-oxo-4,5,6,7-tetrahydro-3H-cyclopenta[d]pyrimidin-2-yl)-1H-pyrazole-4-carbonyl)piperazine-1-carbonyl)bicyclo[1.1.1]pentane-1-carbonitrile.



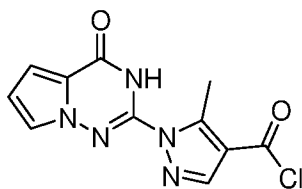
[001023]

[001024] To a solution of 3-(4-(5-methyl-1-(4-oxo-4,5,6,7-tetrahydro-3H-cyclopenta[d]pyrimidin-2-yl)-1H-pyrazole-4-carbonyl)piperazine-1-carbonyl)bicyclo[1.1.1]pentane-1-carboxamide (45 mg, 0.1 mmol) in DCM (3 mL) was added TEA (0.6 mL) and trifluoroacetic anhydride (0.4 mL). The mixture was stirred at r.t. for 15 h. The reaction was concentrated. The residue was purified by prep-HPLC (high pH) to get the title compound. LC-MS (method F'): $m/z = 448$ (M+H)⁺, RT = 1.35 min.

Example 295 – Synthesis of 2-(4-(2,2-dimethyl-4-(2,2,2-trifluoroethyl)piperazine-1-carbonyl)-5-methyl-1H-pyrazol-1-yl)pyrrolo[1,2-f][1,2,4]triazin-4(3H)-one (Q-949)



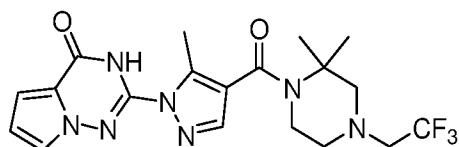
[001025] Step 1: Preparation of 5-methyl-1-(4-oxo-3,4-dihydropyrrolo[1,2-f][1,2,4]triazin-2-yl)-1H-pyrazole-4-carbonyl chloride.



[001026]

[001027] To a solution of 5-methyl-1-(4-oxo-3,4-dihydropyrrolo[1,2-f][1,2,4]triazin-2-yl)-1H-pyrazole-4-carboxylic acid (50 mg, 0.193 mmol) and oxalyl dichloride (74 mg, 0.579 mmol) in DCM (8 mL) was added DMF (3 drops) at r.t. The mixture was stirred at r.t. for 2 h until the reaction was completed. The mixture was concentrated to give the crude product (80 mg) which was used to next step directly.

[001028] Step 2: Preparation of 2-(4-(2,2-dimethyl-4-(2,2,2-trifluoroethyl)piperazine-1-carbonyl)-5-methyl-1H-pyrazol-1-yl)pyrrolo[1,2-f][1,2,4]triazin-4(3H)-one



[001029]

[001030] A solution of 5-methyl-1-(4-oxo-3,4-dihydropyrrolo[1,2-f][1,2,4]triazin-2-yl)-1H-pyrazole-4-carbonyl chloride (80 mg, 0.288mmol), 3,3-dimethyl-1-(2,2,2-trifluoroethyl)piperazine hydrochloride (74 mg, 0.317mmol) and TEA (87 mg, 0.864mmol) in DCM (8 mL) was stirred at r.t. overnight. The mixture was concentrated to remove

solvent, and the residue was purified with prep-HPLC (high pH) to the target. LC-MS (method F'): $m/z = 438.1$ (M+H)⁺, RT = 1.67min.

Examples 296-299

[001031] Examples 296-299 in Table 21 were prepared in an analogous fashion to Example 295 starting with the corresponding starting materials.

Table 21

Ex. No.	Ref. No.	LC-MS (Retention Time)	MS (M+H) ⁺	LC-MS Method
296	Q-1142	1.388	479.3	J'
297	Q-1143	1.516	461.3	J'
298	Q-1295	1.29	376.3	D'
299	Q-1345	1.57	405.1	K'

Examples 300-946

[001032] Examples 300-946 in Table 22 were prepared according to the methods described herein starting with appropriate starting materials.

Table 22

Ex. No.	Ref. No.	LC-MS (Retention Time)	MS (M+H) ⁺	LC-MS Method	Coupling Agent
300	Q-0540	1.108	308.0	B'	
301	Q-0541	0.937	277.2	B'	
302	Q-0542	0.958	277.2	B'	
303	Q-0543	1.43	413	G'	HATU/HOAt
304	Q-0544	0.932	287.3	B'	
305	Q-0545	1.389	405.1	G'	HATU/HOAt
306	Q-0546	1.087	487.2	F'	HATU/HOAt
307	Q-0547	1.033	274.0	H'	
308	Q-0548	1.765	474.0	C'	HATU/HOAt
309	Q-0549	1.007	459.1	F'	HATU/HOAt
310	Q-0550	1.389	445	H'	HATU/HOAt
311	Q-0551	1.469	459.0	G'	HATU/HOAt
312	Q-0552	1.496	483.0	G'	HATU/HOAt
313	Q-0553	1.32	421	G'	HATU/HOAt
314	Q-0555	1.755	456.1	C'	HATU/HOAt
315	Q-0556	1.185	385	G'	HATU/HOAt
316	Q-0557	1.237	400	G'	HATU/HOAt
317	Q-0558	1.014	258.2	B'	
318	Q-0559	1.455	477	G'	HATU/HOAt
319	Q-0560	1.462	459	G'	HATU/HOAt
320	Q-0561	1.768	445.1	C'	HATU/HOAt
321	Q-0562	1.286	397	G'	HATU/HOAt
322	Q-0563	1.34	397	G'	HATU/HOAt
323	Q-0564	1.61	423	G'	HATU/HOAt

324	Q-0565	1.164	461.3	B'	HATU/HOAt
325	Q-0566	1.449	274.02	C'	
326	Q-0567	1.103	441.3	B'	HATU/HOAt
327	Q-0568	1.104	429.4	B'	HATU/HOAt
328	Q-0569	1.218	370.1	H'	HATU/HOAt
329	Q-0570	1.540	439.1	H'	HATU/HOAt
330	Q-0571	1.408	443.2	H'	HATU/HOAt
331	Q-0572	1.343	395	G'	HATU/HOAt
332	Q-0573	1.483	459	G'	HATU/HOAt
333	Q-0574	1.469	477	G'	HATU/HOAt
334	Q-0575	1.171	369.2	C'	HATU/HOAt
335	Q-0576	1.288	384.1	H'	HATU/HOAt
336	Q-0578	1.29	407.2	H'	HATU/HOAt
337	Q-0579	1.489	499	G'	HATU/HOAt
338	Q-0580	1.603	384.2	H'	HATU/HOAt
339	Q-0582	1.284	445	H'	HATU/HOAt
340	Q-0583	0.938	345	G'	HATU/HOAt
341	Q-0584	0.969	359	H'	HATU/HOAt
342	Q-0585	1.475	442.0	G'	HATU/HOAt
343	Q-0586	1.380	380.0	G'	HATU/HOAt
344	Q-0587	1.484	479	H'	HATU/HOAt
345	Q-0588	1.029	343.1	G'	HATU/HOAt
346	Q-0589	0.934	329.0	G'	HATU/HOAt
347	Q-0590	1.489	479.0	H'	HATU/HOAt
348	Q-0591	1.42	502.9	G'	HATU/HOAt
349	Q-0592	1.515	457	G'	HATU
350	Q-0594	1.675	470	G'	HATU/HOAt
351	Q-0596	1.668	362.1	C'	HATU/HOAt
352	Q-0597	1.089	520.2	B'	HATU
353	Q-0598	1.396	493.9	G'	HATU/HOAt
354	Q-0599	1.458	427.9	G'	HATU/HOAt
355	Q-0600	1.349	394.0	G'	HATU/HOAt
356	Q-0601	1.444	475.0	G'	HATU/HOAt
357	Q-0602	1.171	386.0	G'	HATU/HOAt
358	Q-0603	1.804	495	C'	HATU/HOAt
359	Q-0604	1.494	478.0	G'	HATU/HOAt
360	Q-0605	1.584	488	H'	HATU/HOAt
361	Q-0606	1.441	412.9	G'	HATU/HOAt
362	Q-0607	1.502	477.9	G'	HATU/HOAt
363	Q-0608	1.477	460.0	G'	HATU/HOAt
364	Q-0610	0.723	369.2	B'	HATU/HOAt
365	Q-0611	0.975	457.2	B'	HATU/HOAt
366	Q-0612	1.481	481.1	C'	HATU/HOAt
367	Q-0614	1.046	342.1	H'	HATU/HOAt
368	Q-0615	0.951	443.3	B'	HATU
369	Q-0617	1.092	358.0	H'	HATU/HOAt
370	Q-0618	1.246	318.1	H'	
371	Q-0619	1.612	292.1	E'	
372	Q-0620	1.026	439.3	B'	HATU/HOAt
373	Q-0621	1.050	358.1	H'	HATU/HOAt

374	Q-0623	1.277	398.1	H'	HATU/HOAt
375	Q-0624	1.410	460.1	H'	HATU/HOAt
376	Q-0626	1.56	423.2	F'	HATU/HOAt
377	Q-0630	1.280	466.2	A'	EDCI/HOBt
378	Q-0633	1.405	328.2	F'	HATU/HOAt
379	Q-0634	1.463	327.2	F'	HATU/HOAt
380	Q-0635	1.504	354.1	F'	HATU/HOAt
381	Q-0681	1.557	353.1	F'	HATU/HOAt
382	Q-0690	2	403	F'	HATU/HOAt
383	Q-0691	1.559	404.1	E'	HATU/HOAt
384	Q-0693	1.399	368.1	F'	HATU/HOAt
385	Q-0696	1.609	497.2	F'	HATU/HOAt
386	Q-0697	1.568	498.2	F'	HATU/HOAt
387	Q-0698	1.584	384.2	F'	HATU/HOAt
388	Q-0700	1.698	384.1	E'	HATU/HOAt
389	Q-0701	1.519	480.1	F'	HATU/HOAt
390	Q-0702	1.56	429.2	F'	HATU/HOAt
391	Q-0703	1.341	354.2	F'	HATU/HOAt
392	Q-0704	1.547	426.1	F'	HATU/HOAt
393	Q-0705	1.476	340.1	F'	HATU/HOAt
394	Q-0706	1.543	354.2	F'	HATU/HOAt
395	Q-0707	1.576	465.1	F'	HATU/HOAt
396	Q-0708	1.505	339.1	F'	HATU/HOAt
397	Q-0709	2	353	F'	HATU/HOAt
398	Q-0710	1.426	381.2	F'	HATU/HOAt
399	Q-0711	1.541	370.1	F'	HATU/HOAt
400	Q-0712	1.408	412.1	F'	HATU/HOAt
401	Q-0713	1.555	395.1	F'	HATU/HOAt
402	Q-0715	1.518	440.2	F'	HATU/HOAt
403	Q-0716	1.547	489.1	F'	HATU/HOAt
404	Q-0718	1.580	465.1	E'	HATU/HOAt
405	Q-0719	1.429	479.2	F'	HATU/HOAt
406	Q-0720	1.337	380.3	F'	HATU/HOAt
407	Q-0721	1.473	493.2	F'	HATU/HOAt
408	Q-0722	1.156	343.2	F'	HATU/HOAt
409	Q-0723	1.4	429.3	F'	HATU/HOAt
410	Q-0724	1.598	426.1	F'	HATU/HOAt
411	Q-0725	1.607	367.1	A'	HATU/HOAt
412	Q-0726	1.712	415.1	A'	HATU/HOAt
413	Q-0727	1.625	367.2	F'	HATU/HOAt
414	Q-0730	1.717	372.1(M-55)+	A'	HATU/HOAt
415	Q-0731	1.617	391.2	E'	HATU/HOAt
416	Q-0734	1.566	426.1	F'	HATU,HOAt
417	Q-0735	1.397	427.1	C'	HATU/HOAt
418	Q-0736	1.378	442.3	C'	HATU/HOAt
419	Q-0737	1.664	411.1	A'	HATU/HOAt
420	Q-0739	1.494	454.3	F'	HATU/HOAt
421	Q-0743	1.311	355.2	F'	HATU/HOAt
422	Q-0744	1.802	396.1	F'	HATU/HOAt

423	Q-0745	1.758	455.2	A'	HATU/HOAt
424	Q-0747	1.617	427.1	F'	HATU/HOAt
425	Q-0748	1.474	454.3	F'	HATU/HOAt
426	Q-0749	1.526	412.1	F'	HATU/HOAt
427	Q-0750	1	428	F'	HATU/HOAt
428	Q-0751	1.437	369.8	I'	HATU/HOAt
429	Q-0752	1.424	411.7	I'	HATU/HOAt
430	Q-0753	1.525	398	F'	HATU/HOAt
431	Q-0754	1.589	445.1	F'	HATU/HOAt
432	Q-0755	1.356	371.1	F'	HATU/HOAt
433	Q-0756	1	342	F'	HATU/HOAt
434	Q-0757	1.584	421.1	F'	HATU/HOAt
435	Q-0758	1.768	413.1	A'	HATU/HOAt
436	Q-0759	1.575	390.1	F'	HATU/HOAt
437	Q-0760	1.404	410.2	F'	HATU/HOAt
438	Q-0761	1.539	389.1	F'	HATU/HOAt
439	Q-0762	1.702	398.1(M-55)+	A'	HATU/HOAt
440	Q-0764	1.425	368.1	F'	HATU/HOAt
441	Q-0768	1.593	412.1(M-55)+	F'	HATU/HOAt
442	Q-0770	1.53	412.1	F'	HATU/HOAt
443	Q-0771	1.584	411.1	F'	HATU/HOAt
444	Q-0772	1.595	468.2	F'	HATU/HOAt
445	Q-0773	1.432	462 (M+Na)+	F'	HATU/HOAt
446	Q-0774	1.327	247	A'	
447	Q-0775	1.464	367.1	F'	HATU/HOAt
448	Q-0777	1.487	381.1	F'	HATU/HOAt
449	Q-0779	1.398	261.0	A'	
450	Q-0780	1.434	289.1	F'	
451	Q-0781	1.528	382.1	F'	HATU/HOAt
452	Q-0782	1.490	439.1	F'	HATU/HOAt
453	Q-0783	1.518	411.1	F'	HATU/HOAt
454	Q-0784	1.562	425.1	F'	HATU/HOAt
455	Q-0785	1.537	454.2	F'	HATU/HOAt
456	Q-0788	1.525	454.2	F'	HATU/HOAt
457	Q-0789	1.393	335.1	F'	HATU/HOAt
458	Q-0790	1.53	454.2	F'	HATU/HOAt
459	Q-0791	1.378	325.1	F'	HATU/HOAt
460	Q-0792	1.482	437.1	F'	HATU/HOAt
461	Q-0793	1.347	369.2	E'	HATU/HOAt
462	Q-0794	1.353	299.2	E'	HATU/HOAt
463	Q-0795	1.371	385.1	F'	HATU/HOAt
464	Q-0796	1.475	389.1	F'	HATU/HOAt
465	Q-0797	1.485	445.2	F'	HATU/HOAt
466	Q-0798	1.658	468.2	F'	HATU/HOAt
467	Q-0799	1.439	375.1	F'	HATU/HOAt
468	Q-0800	1.41	366.2	F'	HATU/HOAt
469	Q-0802	1.558	404.2	F'	HATU/HOAt
470	Q-0803	1.560	411.0	A'	HATU/HOAt
471	Q-0804	1.444	375.1	F'	HATU/HOAt

472	Q-0805	1.415	423.1	F'	HATU/HOAt
473	Q-0806	1.504	384.1(M-55)+	F'	HATU/HOAt
474	Q-0807	1.420	361.1	F'	HATU/HOAt
475	Q-0808	1.577	367.2	F'	HATU/HOAt
476	Q-0809	1.537	398.1(M-55)+	F'	HATU/HOAt
477	Q-0812	1.411	404.2	F'	HATU/HOAt
478	Q-0813	1.533	353.1	F'	HATU/HOAt
479	Q-0814	1.340	355.1	F'	HATU/HOAt
480	Q-0815	1.401	383.1	F'	HATU/HOAt
481	Q-0816	1.467	375.1	F'	HATU/HOAt
482	Q-0817	1.459	392.2	F'	HATU/HOAt
483	Q-0818	1.460	418.1	F'	HATU/HOAt
484	Q-0819	1.534	353.1	F'	HATU/HOAt
485	Q-0820	1.664	468.2	F'	HATU/HOAt
486	Q-0821	1.301	382.1	A'	HATU/HOAt
487	Q-0822	1.585	357	A'	HATU/HOAt
488	Q-0823	1.597	422.2	E'	HATU/HOAt
489	Q-0824	1.3	367.1	F'	HATU/HOAt
490	Q-0825	1.365	366.1	F'	HATU/HOAt
491	Q-0826	1.503	394.1	F'	HATU/HOAt
492	Q-0827	1.651	438.0	F'	HATU/HOAt
493	Q-0828	1.715	472.1	F'	HATU/HOAt
494	Q-0829	1.509	429.2	F'	HATU/HOAt
495	Q-0830	1.651	438.1	F'	HATU/HOAt
496	Q-0831	1.367	406.1	F'	HATU/HOAt
497	Q-0832	1.535	396.1	F'	HATU/HOAt
498	Q-0833	1.703	472.1	F'	HATU/HOAt
499	Q-0835	1.593	439.1	F'	HATU/HOAt
500	Q-0836	1.647	473.1	F'	HATU/HOAt
501	Q-0837	1.635	437.1	A'	HATU/HOAt
502	Q-0839	1.389	275.1	F'	
503	Q-0840	1.702	472.1	F'	HATU/HOAt
504	Q-0842	1.501	384.1(M-55)+	F'	HATU/HOAt
505	Q-0843	1.305	405.1	A'	HATU/HOAt
506	Q-0844	1.510	407.1	F'	HATU/HOAt
507	Q-0845	1.389	430.2	F'	HATU/HOAt
508	Q-0846	1.611	430.2	F'	HATU/HOAt
509	Q-0847	1.088	368.2	E'	HATU/HOAt
510	Q-0848	1.411	396.1	A'	HATU/HOAt
511	Q-0849	1.413	380.2	F'	HATU/HOAt
512	Q-0850	1.507	428.2	F'	HATU/HOAt
513	Q-0851	1.566	442.2	F'	HATU/HOAt
514	Q-0852	1.600	496.2	F'	HATU/HOAt
515	Q-0853	1.333	366.1	A'	HATU/HOAt
516	Q-0854	1.674	499.2	F''	HATU/HOAt
517	Q-0855	1.502	406.2	F'	HATU/HOAt
518	Q-0856	1.348	368.1	F'	HATU/HOAt
519	Q-0857	1.499	384.1(M-55)+	F'	HATU/HOAt
520	Q-0858	1.556	408.2	F'	HATU/HOAt
521	Q-0859	1.367	434.1	F'	HATU/HOAt

522	Q-0860	1.506	440.1	F'	HATU/HOAt
523	Q-0861	1.534	464.1(M+Na)+	F'	HATU/HOAt
524	Q-0862	1.267	382.1	F'	HATU/HOAt
525	Q-0863	1.386	343.1	F'	HATU/HOAt
526	Q-0865	1.580	412.1(M-55)+	F'	HATU/HOAt
527	Q-0866	1.270	365.1	F'	HATU/HOAt
528	Q-0867	1.497	428.2	F'	HATU/HOAt
529	Q-0868	1.287	406.2	F'	HATU/HOAt
530	Q-0869	1.560	455.1	F'	HATU/HOAt
531	Q-0870	1.738	498.1	F'	HATU/HOAt
532	Q-0871	1.443	433.1	F'	HATU/HOAt
533	Q-0872	1.261	382.1	F'	HATU/HOAt
534	Q-0873	1.245	365.1	F'	HATU/HOAt
535	Q-0874	1.54	378.1	A'	HATU/HOAt
536	Q-0875	1.654	430.1	F'	HATU/HOAt
537	Q-0876	1.65	448.2	F'	HATU/HOAt
538	Q-0877	1.511	456.2	F'	HATU/HOAt
539	Q-0878	1.509	476.2(M+Na)+	F'	HATU/HOAt
540	Q-0879	1.264	396.1	F'	HATU/HOAt
541	Q-0880	1.548	448.3	F'	HATU/HOAt
542	Q-0881	1.346	382.1	F'	HATU/HOAt
543	Q-0882	1.507	431.2	F'	HATU/HOAt
544	Q-0883	1.365	352.1	F'	HATU/HOAt
545	Q-0884	1.616	436.1	F'	HATU/HOAt
546	Q-0885	1.631	442.2	F'	HATU/HOAt
547	Q-0886	1.325	396.2	F'	HATU/HOAt
548	Q-0887	1.57	442.2	F'	HATU/HOAt
549	Q-0888	1.32	384.2	A'	HATU/HOAt
550	Q-0890	1.618	260.1	C'	
551	Q-0891	1.341	422.2	F'	HATU/HOAt
552	Q-0892	1.558	442	F'	HATU/HOAt
553	Q-0893	2	451	F'	HATU/HOAt
554	Q-0894	1.704	464.1	F'	HATU/HOAt
555	Q-0895	1.223	381.2	F'	HATU/HOAt
556	Q-0896	1.474	389.1	F'	HATU/HOAt
557	Q-0897	1.54	476.1(M+Na)+	F'	HATU/HOAt
558	Q-0899	1.569	442.1	F'	HATU/HOAt
559	Q-0900	1.499	375.1	F'	HATU/HOAt
560	Q-0901	1.275	434.1	F'	HATU/HOAt
561	Q-0902	1.557	421.1	F'	HATU/HOAt
562	Q-0905	1.597	515.2	F'	HATU/HOAt
563	Q-0906	1.688	404.1	D'	HATU/HOAt
564	Q-0907	1.598	411.1	D'	HATU/HOAt
565	Q-0908	1.538	424.1	F'	HATU/HOAt
566	Q-0909	1.569	431.1	F'	HATU/HOAt
567	Q-0910	1.818	389	D'	HATU/HOAt
568	Q-0911	1.419	450.2	F'	HATU/HOAt
569	Q-0912	1.642	482	F'	HATU/HOAt
570	Q-0913	1.512	450.2	F'	HATU/HOAt

571	Q-0914	1.538	476.1(M+Na)+	F'	HATU/HOAt
572	Q-0915	1.577	442.3	J'	HATU/HOAt
573	Q-0916	2	456	F'	HATU/HOAt
574	Q-0917	1.745	383.2	C'	HATU/HOAt
575	Q-0918	1.293	367.1	F'	HATU/HOAt
576	Q-0919	1.284	394.2	J'	HATU/HOAt
577	Q-0920	1.925	395.1	D'	HATU/HOAt
578	Q-0921	1.435	339.2	J'	HATU/HOAt
579	Q-0922	1.332	369.1	F'	HATU/HOAt
580	Q-0923	1.388	366.1	F'	HATU/HOAt
581	Q-0924	1.528	469.3	J'	HATU/HOAt
582	Q-0925	4.538	438.1	F'	HATU/HOAt
583	Q-0926	1.463	377.1	F'	HATU/HOAt
584	Q-0927	1.525	353.1	F'	HATU/HOAt
585	Q-0928	1.520	469.3	J'	HATU/HOAt
586	Q-0929	1.504	454.1	F'	HATU/HOAt
587	Q-0930	1.467	450.2	F'	HATU/HOAt
588	Q-0931	1.890	354.2	C'	HATU/HOAt
589	Q-0932	1.515	498.3	F'	HATU/HOAt
590	Q-0933	1.402	422.2	C'	HATU/HOAt
591	Q-0934	1.553	367.2	J'	HATU/HOAt
592	Q-0935	1.298	410.2	J'	HATU/HOAt
593	Q-0936	1.889	461.1	C'	HATU/HOAt
594	Q-0937	1.330	405.2	J'	HATU/HOAt
595	Q-0938	1.5	397.1	F'	HATU/HOAt
596	Q-0939	1.680	486.2	J'	HATU/HOAt
597	Q-0940	1.667	457.2	J'	HATU/HOAt
598	Q-0941	1.500	392.2	J'	HATU/HOAt
599	Q-0942	1.287	393.2	J'	HATU/HOAt
600	Q-0943	1.980	436.2	C'	HATU/HOAt
601	Q-0944	1.989	435.2	C'	HATU/HOAt
602	Q-0945	1.322	404.1	C'	HATU/HOAt
603	Q-0946	1.502	452	J'	HATU/HOAt
604	Q-0947	1.828	381	C'	HATU/HOAt
605	Q-0948	1.379	393.2	F'	HATU/HOAt
606	Q-0950	1.298	398.2	F'	HATU/HOAt
607	Q-0951	1.518	450.2	F'	HATU/HOAt
608	Q-0952	1.453	429.1	F'	HATU/HOAt
609	Q-0953	1.479	435.3	J'	HATU/HOAt
610	Q-0954	1.328	436.3	J'	HATU/HOAt
611	Q-0955	1.352	434.3	J'	HATU/HOAt
612	Q-0956	1.609	424.2	J'	HATU/HOAt
613	Q-0957	1.391	396.2	J'	HATU/HOAt
614	Q-0958	1.331	434.2	F'	HATU/HOAt
615	Q-0959	1.61	409.1	F'	HATU/HOAt
616	Q-0960	1.647	435.2	J'	HATU/HOAt
617	Q-0961	1.406	357.2	J'	HATU/HOAt
618	Q-0962	1.498	422.2	J'	HATU/HOAt
619	Q-0963	1.585	461.2	J'	HATU/HOAt

620	Q-0964	1.555	449.2	J'	HATU/HOAt
621	Q-0965	1.572	401.2	J'	HATU/HOAt
622	Q-0966	1.501	395.2	J'	HATU/HOAt
623	Q-0967	1.605	463.2	J'	HATU/HOAt
624	Q-0968	1.612	456.3	J'	HATU/HOAt
625	Q-0969	1.420	410.2	J'	HATU/HOAt
626	Q-0970	1.781	486.2	C'	HATU/HOAt
627	Q-0971	1.253	403.2	J'	HATU/HOAt
628	Q-0972	1.993	490.1(M+Na)+	C'	HATU/HOAt
629	Q-0973	1.329	371.2	F'	HATU/HOAt
630	Q-0974	2.082	459.3	C'	HATU/HOAt
631	Q-0975	1.520	480.2	J'	HATU/HOAt
632	Q-0976	1.695	357.2	C'	HATU/HOAt
633	Q-0977	1.282	433.2	F'	HATU/HOAt
634	Q-0978	1.853	406.2	C'	HATU/HOAt
635	Q-0979	1.745	379.1	C'	HATU/HOAt
636	Q-0980	1.708	424.1	C'	HATU/HOAt
637	Q-0981	1	372	J'	HATU/HOAt
638	Q-0982	1.519	409.3	J'	HATU/HOAt
639	Q-0983	1.425	434.2	C'	HATU/HOAt
640	Q-0984	1.958	461.2	C'	HATU/HOAt
641	Q-0985	1.279	354.2	J'	HATU/HOAt
642	Q-0986	1.852	434.2	C'	HATU/HOAt
643	Q-0987	1.424	397.1	F'	HATU/HOAt
644	Q-0988	1.515	420.2	F'	HATU/HOAt
645	Q-0989	1.619	458.3	J'	HATU/HOAt
646	Q-0990	1.746	455.1	F'	HATU/HOAt
647	Q-0991	1.928	415.1	C'	HATU/HOAt
648	Q-0992	1.871	424.2	C'	HATU/HOAt
649	Q-0993	1.348	418.2	F'	HATU/HOAt
650	Q-0994	1.587	418.2	D'	HATU/HOAt
651	Q-0995	1	446	C'	HATU/HOAt
652	Q-0996	1.576	425.1	F'	HATU/HOAt
653	Q-0997	1.448	460.1	F'	HATU/HOAt
654	Q-0998	1.539	385.1	F'	HATU/HOAt
655	Q-0999	1.472	406.2	F'	HATU/HOAt
656	Q-1000	1.562	441.1	F'	HATU/HOAt
657	Q-1001	1.643	364.2	C'	HATU/HOAt
658	Q-1002	1.667	364.2	C'	HATU/HOAt
659	Q-1003	1.812	422.1	C'	HATU/HOAt
660	Q-1004	1.863	430.1	C'	HATU/HOAt
661	Q-1005	1.474	354	F'	HATU/HOAt
662	Q-1006	1.523	425.1	F'	HATU/HOAt
663	Q-1007	1.448	411.1	F'	HATU/HOAt
664	Q-1008	1.552	411.1	F'	HATU/HOAt
665	Q-1009	1.280	386.2	A'	HATU/HOAt
666	Q-1010	1.321	400.2	D'	HATU/HOAt
667	Q-1011	1.447	460.1	F'	HATU/HOAt
668	Q-1012	1.429	464.2	F'	HATU/HOAt
669	Q-1013	1.42	396	F'	HATU/HOAt

670	Q-1014	1.513	425.1	F'	HATU/HOAt
671	Q-1015	1.584	478.2	F'	HATU/HOAt
672	Q-1016	1.37	414.2	F'	HATU/HOAt
673	Q-1017	1.819	395.2	C'	HATU/HOAt
674	Q-1018	1.528	478.2	D'	HATU/HOAt
675	Q-1019	1.832	464.2	C'	HATU/HOAt
676	Q-1020	1.540	410.2	F'	HATU/HOAt
677	Q-1021	1.355	400.1	F'	HATU/HOAt
678	Q-1022	1.33	369.2	F'	HATU/HOAt
679	Q-1023	1.772	376.2	C'	HATU/HOAt
680	Q-1024	1.832	376.1	C'	HATU/HOAt
681	Q-1025	1.35	400.2	F'	HATU/HOAt
682	Q-1026	1.367	414.2	F'	HATU/HOAt
683	Q-1027	1.331	414.2	C'	HATU/HOAt
684	Q-1028	2	437	D'	HATU/HOAt
685	Q-1029	1.810	464.2	C'	HATU/HOAt
686	Q-1030	1.339	400.2	J'	HATU/HOAt
687	Q-1031	1.315	386.2	J'	HATU/HOAt
688	Q-1032	1.326	438.2	J'	HATU/HOAt
689	Q-1033	1.483	428.1(M-H)-	F'	HATU/HOAt
690	Q-1034	1.461	390.2	F'	HATU/HoAt
691	Q-1035	1.589	450.2	J'	HATU/HOAt
692	Q-1036	1.566	464.2	J'	HATU/HOAt
693	Q-1037	1.844	481.1	F'	HATU/HOAt
694	Q-1038	1.934	393.2	C'	HATU/HOAt
695	Q-1039	1.427	359.1	F'	HATU/HOAt
696	Q-1040	1.494	341.1	F'	HATU/HOAt
697	Q-1041	1.416	395.2	J'	HATU/HOAt
698	Q-1042	1.803	440.1	D'	HATU/HOAt
699	Q-1043	1.474	455.2	J'	HATU/HOAt
700	Q-1044	1.556	425.1	F'	HATU/HOAt
701	Q-1045	1.545	469.3	J'	HATU/HOAt
702	Q-1046	1.505	492.2	F'	HATU/HOAt
703	Q-1047	1.866	412	J'	HATU/HOAt
704	Q-1048	1.891	354.2	C'	HATU/HOAt
705	Q-1049	1.786	378.2	C'	HATU/HOAt
706	Q-1050	1.747	349.1	D'	HATU/HOAt
707	Q-1051	1.680	437.2	J'	HATU/HOAt
708	Q-1052	1.949	453.2	J'	HATU/HOAt
709	Q-1053	1.487	406.1	F'	HATU/HOAt
710	Q-1054	1.903	425.2	C'	HATU/HOAt
711	Q-1055	1	410	J'	HATU/HOAt
712	Q-1056	2.054	487.2	C'	HATU/HOAt
713	Q-1057	1.401	464.3	F'	HATU/HOAt
714	Q-1058	1.381	465.2	F'	HATU/HOAt
715	Q-1059	1.373	356.1	J'	HATU/HOAt
716	Q-1060	1.472	424.2	J'	HATU/HOAt
717	Q-1061	1.696	451.2	C'	HATU/HOAt
718	Q-1062	1.773	412.2	C'	HATU/HOAt

719	Q-1063	1.745	413.2	C'	HATU/HOAt
720	Q-1064	2.066	435.2	C'	HATU/HOAt
721	Q-1065	2.049	435.2	C'	HATU/HOAt
722	Q-1066	1.425	425.2	J'	HATU/HOAt
723	Q-1067	1.390	426.2	J'	HATU/HOAt
724	Q-1070	1.271	466.2	F'	HATU/HOAt
725	Q-1071	1.991	409.1	C'	HATU/HOAt
726	Q-1072	1.802	395.2	C'	HATU/HOAt
727	Q-1073	1.431	407.2	J'	HATU/HOAt
728	Q-1074	1.563	463.1	F'	HATU/HOAt
729	Q-1075	1.517	464.1	F'	HATU/HOAt
730	Q-1076	1.7	411.2	C'	HATU/HOAt
731	Q-1077	1.284	467.3	F'	HATU/HOAt
732	Q-1078	1.945	450.1	C'	HATU/HOAt
733	Q-1079	1.486	471.2	I'	HATU/HOAt
734	Q-1080	1.522	470.2	I'	HATU/HOAt
735	Q-1081	1.759	451.2	A'	HATU/HOAt
736	Q-1082	1.490	422.1	C'	HATU/HOAt
737	Q-1083	1.691	422.1	A'	HATU/HOAt
738	Q-1084	1.551	488.1	C'	HATU/HOAt
739	Q-1085	1.401	478.2	F'	HATU/HOAt
740	Q-1086	1.533	506.3	F'	HATU/HOAt
741	Q-1087	1.430	407.1	F'	HATU/HOAt
742	Q-1088	1.373	436.3	F'	HATU/HOAt
743	Q-1089	1.344	437.3	F'	HATU/HOAt
744	Q-1090	1.617	453.2	C'	HATU/HOAt
745	Q-1091	1.35	454.2	J'	HATU/HOAt
746	Q-1092	1.387	408.3	E'	HATU/HOAt
747	Q-1093	1.446	435.1	J'	HATU/HOAt
748	Q-1094	1.499	394.2	C'	HATU/HOAt
749	Q-1095	1.614	421.2	J'	HATU/HOAt
750	Q-1096	1.572	422.2	J'	HATU/HOAt
751	Q-1097	1.570	487.2	C'	HATU/HOAt
752	Q-1098	1.466	373.2	J'	HATU/HOAt
753	Q-1099	1.669	487.2	C'	HATU/HOAt
754	Q-1100	1.648	488.2	C'	HATU/HOAt
755	Q-1101	1.490	487.2	C'	HATU/HOAt
756	Q-1102	1.82	413.3	C'	HATU/HOAt
757	Q-1103	1.799	393.2	C'	HATU/HOAt
758	Q-1104	1.41	436.2	J'	HATU/HOAt
759	Q-1105	1.494	422.2	J'	HATU/HOAt
760	Q-1106	1.752	422.2	C'	HATU/HOAt
761	Q-1107	1	437	J'	HATU/HOAt
762	Q-1108	2	478.2	J'	HATU/HOAt
763	Q-1109	1.349	451.2	F'	HATU/HOAt
764	Q-1110	1.986	446.3	C'	HATU/HOAt
765	Q-1111	1.851	438.2	C'	HATU/HOAt
766	Q-1112	1.792	383.2	C'	HATU/HOAt
767	Q-1113	1.753	384.2	C'	HATU/HOAt

768	Q-1114	1.422	408.2	C'	HATU/HOAt
769	Q-1115	1.584	422.2	A'	HATU/HOAt
770	Q-1116	1.866	438.1	C'	HATU/HOAt
771	Q-1117	1.469	422.2	J'	HATU/HOAt
772	Q-1118	1.755	425.1	C'	HATU/HOAt
773	Q-1119	1.437	377.2	J'	HATU/HOAt
774	Q-1120	1.640	418.1	C'	HATU/HOAt
775	Q-1121	1.396	394.1	J'	HATU/HOAt
776	Q-1122	1.923	421.1	C'	HATU/HOAt
777	Q-1123	1.545	435.2	F'	HATU/HOAt
778	Q-1124	1.921	409.2	C'	HATU/HOAt
779	Q-1125	1.398	410.2	J'	HATU/HOAt
780	Q-1126	1.549	379.2	J'	HATU/HOAt
781	Q-1128	1.781	394.1	C'	HATU/HOAt
782	Q-1129	1.312	394.1	J'	HATU/HOAt
783	Q-1130	1.517	421.1	F'	HATU/HOAt
784	Q-1131	1.704	459.2	J'	HATU/HOAt
785	Q-1132	1.657	423.2	F'	HATU/HOAt
786	Q-1134	1.974	479.1	C'	HATU/HOAt
787	Q-1135	1.637	505.2	J'	HATU/HOAt
788	Q-1136	1.35	488.2	F'	HATU/HOAt
789	Q-1137	1.896	463.1	C'	HATU/HOAt
790	Q-1138	2.162	521.1	C'	HATU/HOAt
791	Q-1139	2.191	555.1	C'	HATU/HOAt
792	Q-1140	1.894	506.1	C'	HATU/HOAt
793	Q-1141	1.571	455.2	J'	HATU/HOAt
794	Q-1144	1.731	394.1	C'	HATU/HOAt
795	Q-1145	1.820	464.1	C'	HATU/HOAt
796	Q-1146	2.125	492.1	C'	HATU/HOAt
797	Q-1147	2.069	492.1	C'	HATU/HOAt
798	Q-1148	2.135	526.1	C'	HATU/HOAt
799	Q-1149	1.566	489.2	J'	HATU/HOAt
800	Q-1150	1.588	473.1	C'	HATU/HOAt
801	Q-1151	1.602	505.2	J'	HATU/HOAt
802	Q-1152	1.753	521.2	J'	HATU/HOAt
803	Q-1153	2.078	555.1	C'	HATU/HOAt
804	Q-1154	1.912	506.1	C'	HATU/HOAt
805	Q-1155	1.748	521.2	J'	HATU/HOAt
806	Q-1156	1.683	505.2	J'	HATU/HOAt
807	Q-1157	1.919	489.2	D'	HATU/HOAt
808	Q-1158	1.842	459.1	D'	HATU/HOAt
809	Q-1159	2.031	539.1	C'	HATU/HOAt
810	Q-1160	2.009	476.1	C'	HATU/HOAt
811	Q-1161	1.350	472.2	J'	HATU/HOAt
812	Q-1162	1.366	472.2	J'	HATU/HOAt
813	Q-1163	1.886	522.1	C'	HATU/HOAt
814	Q-1164	1.593	488.2	D'	HATU/HOAt
815	Q-1165	2.043	505.1	C'	HATU/HOAt
816	Q-1166	2.114	492.0	C'	HATU/HOAt

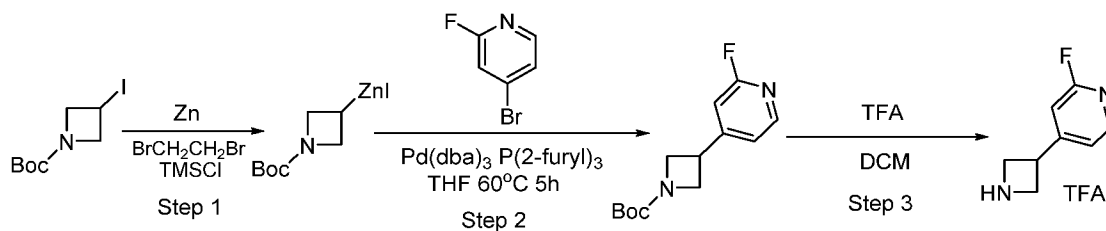
817	Q-1167	2.139	526.1	C'	HATU/HOAt
818	Q-1168	1.383	394.2	C'	HATU/HOAt
819	Q-1170	1.482	440.2	J'	HATU/HOAt
820	Q-1171	1.648	539.2	J'	HATU/HOAt
821	Q-1172	1.989	512.1	C'	HATU/HOAt
822	Q-1173	2.183	555.1	C'	HATU/HOAt
823	Q-1174	1.683	447.2	J'	HATU/HOAt
824	Q-1175	1.668	539.2	J'	HATU/HOAt
825	Q-1176	1.63	505.2	J'	HATU/HOAt
826	Q-1177	1.521	349.1	E'	HATU/HOAt
827	Q-1178	1.838	541.1	C'	HATU/HOAt
828	Q-1179	1.997	522	C'	HATU/HOAt
829	Q-1180	1.937	506.2	C'	HATU/HOAt
830	Q-1181	2.010	512.1	C'	HATU/HOAt
831	Q-1182	1.477	488.1	C'	HATU/HOAt
832	Q-1183	1.469	438.2	J'	HATU/HOAt
833	Q-1184	1.959	368.1	C'	HATU/HOAt
834	Q-1185	1.689	405.1	C'	HATU/HOAt
835	Q-1186	2.022	449.1	C'	HATU/HOAt
836	Q-1187	1.550	459.1	C'	HATU/HOAt
837	Q-1188	1.856	506.1	C'	HATU/HOAt
838	Q-1189	1.41	396.3	J'	HATU/HOAt
839	Q-1190	1.524	506.2	J'	HATU/HOAt
840	Q-1191	1.402	383.2	J'	HATU/HOAt
841	Q-1192	1.78	395.2	C'	HATU/HOAt
842	Q-1193	1.863	490.1	C'	HATU/HOAt
843	Q-1194	1.456	436.1	C'	HATU/HOAt
844	Q-1196	1.963	506.1	C'	HATU/HOAt
845	Q-1197	1.865	506.1	C'	HATU/HOAt
846	Q-1198	1.537	453.2	J'	HATU/HOAt
847	Q-1199	2.083	449.2	C'	HATU/HOAt
848	Q-1200	2.004	450.2	C'	HATU/HOAt
849	Q-1201	1.405	369.2	C'	HATU/HOAt
850	Q-1202	1.575	489.2	J'	HATU/HOAt
851	Q-1203	1.525	496.2	J'	HATU/HOAt
852	Q-1205	1.366	382.3	J'	HATU/HOAt
853	Q-1206	1.690	459.1	C'	HATU/HOAt
854	Q-1207	1.857	397.2	C'	HATU/HOAt
855	Q-1208	1.786	395.1	C'	HATU/HOAt
856	Q-1209	1.377	381.2	J'	HATU/HOAt
857	Q-1210	2.026	512.2	C'	HATU/HOAt
858	Q-1211	1.928	512.2	C'	HATU/HOAt
859	Q-1212	1.559	496.3	J'	HATU/HOAt
860	Q-1213	1.318	396.2	J'	HATU/HOAt
861	Q-1214	1.615	384.2	C'	HATU/HOAt
862	Q-1215	1.926	445.2	C'	HATU/HOAt
863	Q-1216	2	458.3	J'	HATU/HOAt
864	Q-1217	1.780	394.1	C'	HATU/HOAt
865	Q-1218	1.584	438.2	J'	HATU/HOAt

866	Q-1219	1.88	417.1	C'	HATU/HOAt
867	Q-1220	1.847	409.2	C'	HATU/HOAt
868	Q-1221	1.331	355.2	C'	HATU/HOAt
869	Q-1222	1.516	354.2	J'	HATU/HOAt
870	Q-1223	1.427	397.2	J'	HATU/HOAt
871	Q-1224	1.645	391.1	C'	HATU/HOAt
872	Q-1225	1.759	423.1	C'	HATU/HOAt
873	Q-1226	1.708	409.1	C'	HATU/HOAt
874	Q-1227	1.895	451.1	C'	HATU/HOAt
875	Q-1228	1.767	439.1	C'	HATU/HOAt
876	Q-1229	1.418	461.2	J'	HATU/HOAt
877	Q-1230	1.626	505.2	J'	HATU/HOAt
878	Q-1231	1.874	506.1	C'	HATU/HOAt
879	Q-1232	1.668	427.1	C'	HATU/HOAt
880	Q-1233	1.578	426.2	J'	HATU/HOAt
881	Q-1234	1.792	461.1	C'	HATU/HOAt
882	Q-1235	1.474	488.1	C'	HATU/HOAt
883	Q-1236	1.924	522.1	C'	HATU/HOAt
884	Q-1237	1.762	362.1	C'	HATU/HOAt
885	Q-1238	2.05	460.1	C'	HATU/HOAt
886	Q-1239	1.404	375.2	J'	HATU/HOAt
887	Q-1240	1.542	436.2	J'	HATU/HOAt
888	Q-1241	1.272	382.1	C'	HATU/HOAt
889	Q-1243	1.368	404.2	J'	HATU/HOAt
890	Q-1244	1.254	369.1	C'	HATU/HOAt
891	Q-1246	1.646	390.1	C'	HATU/HOAt
892	Q-1247	1.401	405.2	J'	HATU/HOAt
893	Q-1249	1.388	386.2	J'	HATU/HOAt
894	Q-1250	1.786	417.1	C'	HATU/HOAt
895	Q-1251	1.162	328.2	J'	HATU/HOAt
896	Q-1254	1.35	404.2	J'	HATU/HOAt
897	Q-1255	1.537	404.1		HATU/HOAt
898	Q-1256	1.477	410.2	J'	HATU/HOAt
899	Q-1259	1.677	375.1	C'	HATU/HOAt
900	Q-1260	1.719	410.1	C'	HATU/HOAt
901	Q-1263	1.409	375.2	J'	HATU/HOAt
902	Q-1266	1.778	424.1	C'	HATU/HOAt
903	Q-1269	1.699	394.1	C'	HATU/HOAt
904	Q-1288	2	524.1	C'	HATU/HOAt
905	Q-1289	2	524.2	J'	HATU/HOAt
906	Q-1291	1.603	422.1	C'	HATU/HOAt
907	Q-1292	4.560	438.2	E'	HATU/HOAt
908	Q-1296	1.345	411.2	J'	HATU/HOAt
909	Q-1301	1.400	394.3	D'	HATU/HOAt
910	Q-1305	1.461	422.2	F'	HATU/HOAt
911	Q-1306	1.485	389.2	E'	HATU/HOAt
912	Q-1311	1.680	432.1	C'	HATU/HOAt
913	Q-1313	1.537	403.2	E'	HATU/HOAt

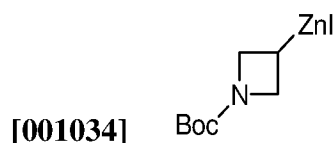
914	Q-1320	1.753	394.1	C'	HATU/HOAt
915	Q-1322	1.612	418.2	C'	HATU/HOAt
916	Q-1341	1.450	450.2	E'	HATU/HOAt
917	Q-1343	1.256	407.2	J'	HATU/HOAt
918	Q-1344	1.709	413.1	C'	HATU/HOAt
919	Q-1346	1.673	378.1	C'	HATU/HOAt
920	Q-1362	1.462	432.2	J'	HATU/HOAt
921	Q-1365	1.547	436.2	J'	HATU/HOAt
922	Q-1483	1.633	425.1	C'	HATU
923	Q-1535	1.506	468.2	J'	HOAt/HATU
924	Q-1539	1.607	406.1	C'	HATU/HOAt
925	Q-1558	1.402	434.2	J'	HATU/HOAt
926	Q-1560	1.493	423.0	C'	HATU/HOAt
927	Q-1563	1.524	439.2	J'	HATU/HOAt
928	Q-1565	1.479	404.2	J'	HATU/HOAt
929	Q-1581	1.663	420.1	C'	HATU/HOAt
930	Q-1591	1.494	482.2	J'	HOAt/HATU
931	Q-1597	1.757	289.1	C'	
932	Q-1641	1.424	303.2	J'	
933	Q-1728	1.448	488.1	F'	HATU/HOAt
934	Q-1818	1.561	474.3	J'	HATU/HOAt
935	Q-1866	1.889	504.1	C'	HATU/HOAt
936	Q-1886	1.573	460.1	J'	HATU/HOAt
937	Q-1889	1.925	425.1	C'	HATU/HOAt
938	Q-1925	1.343	364.1	D'	HATU/HOAt
939	Q-1932	1.381	365.0	J'	HATU/HOAt
940	Q-1984	1.784	467.0	C'	HATU/HOAt
941	Q-1985	1.561	405.1	C'	HATU/HOAt
942	Q-2007	1.285	460.3	D'	HATU/HOAt
943	Q-2008	1.756	426.0	C'	HATU/HOAt
944	Q-2009	1.850	444.0	C'	HATU/HOAt
945	Q-2016	1.509	412.1	J'	HATU/HOAt
946	Q-2017	1.556	439.0	J'	HATU/HOAt

Preparative Example 9 – Formation of Amines

Preparation of 4-(azetidin-3-yl)-2-fluoropyridine TFA salt:

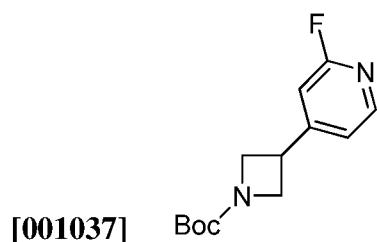


[001033] Step 1: (1-(tert-butoxycarbonyl)azetidin-3-yl)zinc(II) iodide.



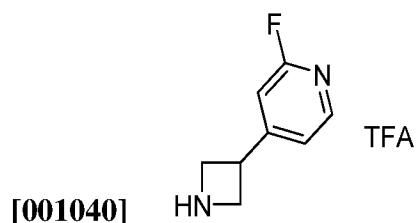
[001035] 1,2-Dibromoethane (1.992 g, 10.6 mmol) was added to the suspension of Zn (2.86 g, 44.1 mmol) in dry THF (40 mL) under N₂ atmosphere. The mixture was refluxed for 15 min and cooled to r.t. TMSCl (764 mg, 7.08 mmol) was added to the mixture slowly. After the addition, the mixture was stirred for 45 min at r.t. and then tert-butyl 3-iodoazetidine-1-carboxylate (5 g, 17.7 mmol) in dry THF (10 mL) was added. The mixture was stirred for 2 h at 40 °C to give the zinc reagent solution, which was used in next step directly.

[001036] Step 2: Synthesis of tert-butyl 3-(2-fluoropyridin-4-yl)azetidine-1-carboxylate.



[001038] 4-Bromo-2-fluoropyridine (3 g, 17.142 mmol) in THF (10 ml) was added to the mixture of Pd(dba)₃ (1.57 g, 1.714 mmol) and Pd(2-furyl)₃ (1.2 g, 5.143 mmol) under N₂ atmosphere. Then (1-(tert-butoxycarbonyl)azetidin-3-yl)zinc(II) iodide (7.2 g, 20.571 mmol) solution in THF (50 mL) was added. The mixture was stirred at 60 °C for 5 h. The reaction was quenched with H₂O (10 mL). The precipitate was filtered. The filtrate was extracted with EtOAc (30 mL x 2) and washed with water (200 mL). The combined organics were dried over Na₂SO₄. The solvent was then removed and the residue was purified by silica gel chromatography with CH₂Cl₂/MeOH: 50/1 to yield the product. LC-MS: m/z = 253 (M+H)⁺, RT = 1.457 min.

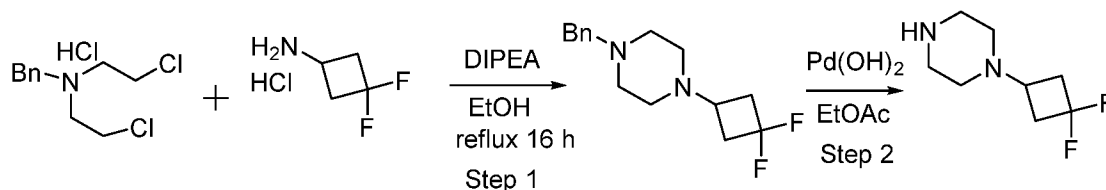
[001039] Step 3: Synthesis of 4-(azetidin-3-yl)-2-fluoropyridine TFA salt.



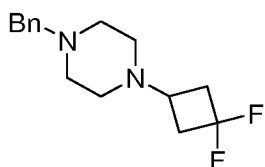
[001041] TFA (5 mL) was added to a solution of tert-butyl 3-(2-fluoropyridin-4-yl)azetidine-1-carboxylate (1.926 g, 7.634 mmol) in DCM (5 mL). The solution was stirred at

r.t. for 3 h. The solvent was removed from the reaction to yield the product which was used in the next step without further purification. LC-MS: $m/z = 153 (M+H)^+$.

Preparation 1-(3,3-difluorocyclobutyl)piperazine:



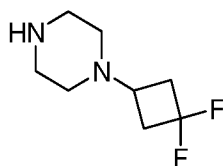
[001042] Step1: Synthesis of 1-benzyl-4-(3,3-difluorocyclobutyl)piperazine.



[001043]

[001044] To a 100 mL of RBF was added N-benzyl-2-chloro-N-(2-chloroethyl)ethanamine hydrochloride (2.3 g, 8.61 mmol), 3,3-difluorocyclobutanamine hydrochloride (1.0 g, 6.99 mmol), 20 mL of EtOH, and 6 mL of DIPEA. The mixture was stirred at reflux under N_2 for 16 h. The reaction mixture was concentrated and purified by combi flash (isco, silica gel, UV 254, 40 g, EA/PE=1/3) to give the product. LC-MS (UV 214) 267.2 (M+H)⁺, RT = 2.01 min.

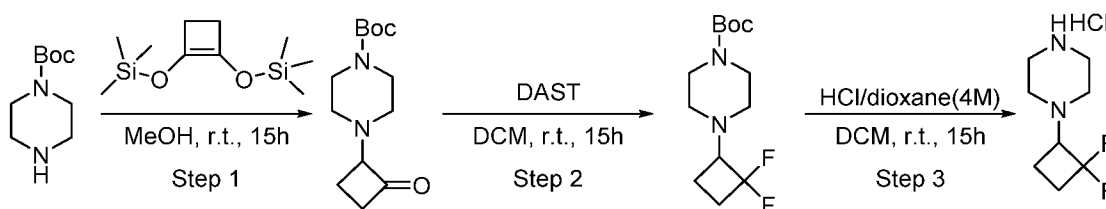
[001045] Step 2: Synthesis of 1-(3,3-difluorocyclobutyl)piperazine.



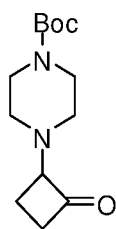
[001046]

[001047] To a 100 mL of RBF was added 1-benzyl-4-(3,3-difluorocyclobutyl)piperazine (1.0 g, 3.76 mmol), 30 mL of EtOAc, 0.05 mL of HOAc, and 400 mg of Pd(OH)₂. The mixture was stirred at r.t. under H₂ (2 atm) for 16 h. The reaction mixture was filtered and the filtrate was concentrated to give the title product. LC-MS (UV 214) 177.2 (M+H)⁺, RT = 1.17 min.

Preparation of 1-(2,2-difluorocyclobutyl)piperazine hydrochloride:



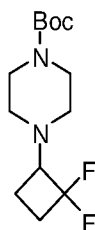
[001048] Step 1: Synthesis of tert-butyl-4-(2-oxocyclobutyl)piperazine-1-carboxylate.



[001049]

[001050] To the solution of 1,2-bis(trimethylsilyloxy)cyclobut-1-ene (12.5 g, 54.24 mmol) in MeOH (40 mL) was added dropwise a solution of tert-butyl-piperazine-1-carboxylate (10.1 g, 54.24 mmol) in MeOH (60 mL) over 30 min. After addition, the reaction mixture was stirred at r.t. for 15 h. The mixture was concentrated and purified by SGC (eluting with DCM/MeOH=20/1) to get the title compound. LC-MS: $m/z = 199.1$ (M-56)+, RT = 1.80 min.

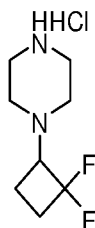
[001051] Step 2: Synthesis of tert-butyl-4-(2,2-difluorocyclobutyl)piperazine-1-carboxylate.



[001052]

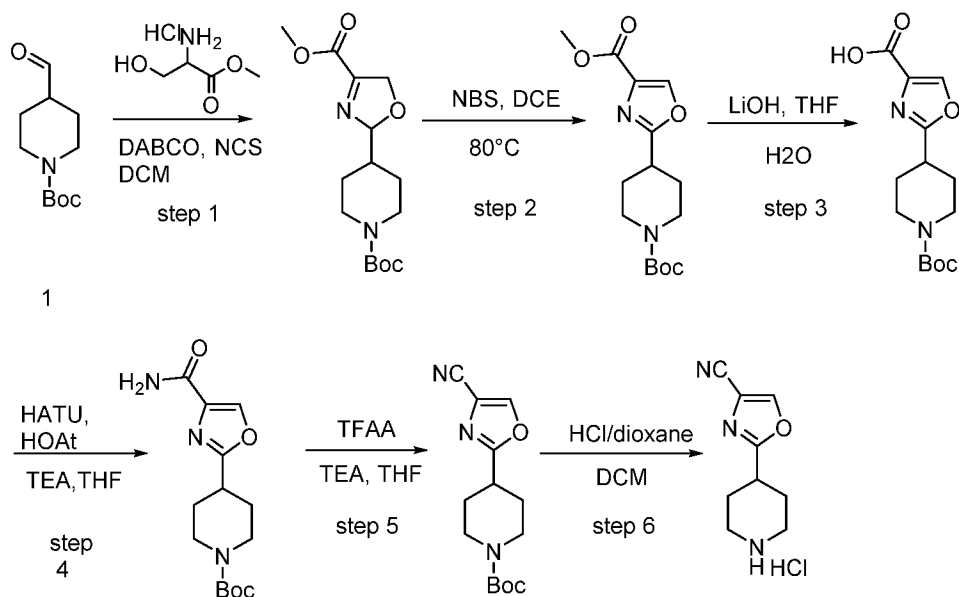
[001053] To the solution of tert-butyl-4-(2-oxocyclobutyl)piperazine-1-carboxylate (7.2 g, 28.31 mmol) in DCM (50 mL) was added DAST (13.69 g, 84.93 mmol). The reaction mixture was stirred at r.t. for 15 h. It was then quenched with sat. NaHCO_3 (100 mL), extracted with DCM (80 mLX3), and the combined organics were dried over Na_2SO_4 and concentrated. The residue was purified by SGC (eluting with PE/EtOAc=10/1~1/1) to give the title compound. LC-MS: $m/z = 277.2$ (M+H)+, RT = 2.01 min.

[001054] Step 3: Synthesis of 1-(2,2-difluorocyclobutyl)piperazine hydrochloride.

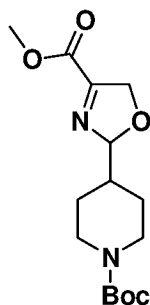


[001055]

[001056] To a solution of tert-butyl-4-(2,2-difluorocyclobutyl)piperazine-1-carboxylate (950 mg, 3.44 mmol) in DCM (10 mL) was added HCl (4 mL, 4 M in dioxane). The reaction mixture was stirred at r.t. for 15 h, concentrated, and washed with EtOAc (40 mL) to give the title compound. LC-MS: $m/z = 177.2$ (M+H)+, RT = 1.15 min.

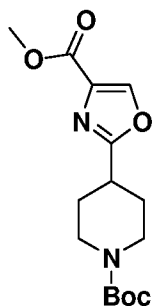
Preparation of 2-(piperidin-4-yl)oxazole-4-carbonitrile hydrochloride:

[001057] Step 1: Synthesis of methyl 2-(1-(tert-butoxycarbonyl)piperidin-4-yl)-2,5-dihydrooxazole-4-carboxylate.



[001059] The mixture of methyl 2-amino-3-hydroxypropanoate (80 g, 516.4 mmol) and DABCO (157.74 g, 1408.45 mmol) in 2 liters of DCM was stirred for 40 min. Then tert-butyl 4-formylpiperidine-1-carboxylate (100 g, 469.48 mmol) was added to the mixture and stirred for 40 min at r.t. The mixture was cooled to 0 °C and then NBS (68.68 g, 516.4 mmol) in 500 mL of DCM was added dropwise to the mixture. The mixture was warmed to r.t. and stirred overnight. The reaction was quenched with sat. aq. $\text{Na}_2\text{S}_2\text{O}_5$, extracted with DCM (300 mL X2), and washed with aq. NaHCO_3 . The combined organics were dried over Na_2SO_4 , concentrated and purified by SGC (PE/EA=3/2) to get the title compound. LC-MS: $m/z = 335$ ($\text{M}+23$)⁺, RT = 1.97 min.

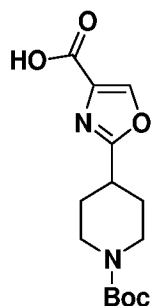
[001060] Step 2: Synthesis of methyl 2-(1-(tert-butoxycarbonyl)piperidin-4-yl)oxazole-4-carboxylate.



[001061]

[001062] A mixture of methyl 2-(1-(tert-butoxycarbonyl)piperidin-4-yl)-2,5-dihydrooxazole (10 g, 32.25 mmol), NBS (5.74 g, 32.25 mmol), and K_2CO_3 (5.34 g, 38.7 mmol) in 100 mL of DCE was heated to 80 °C and stirred for 2 h. The mixture was then cooled to 0 °C and quenched with sat. aq. $Na_2S_2O_3$, extracted with DCM (100 mL X 3), and washed with aq. $NaHCO_3$. The combined organics were dried over Na_2SO_4 , concentrated and purified by SGC (PE/EA=3/2) to get the title compound. LC-MS: $m/z = 333 (M+23)^+$, RT = 1.48 min.

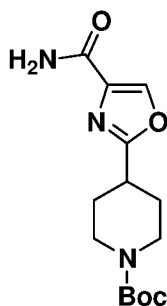
[001063] Step 3: Synthesis of 2-(1-(tert-butoxycarbonyl)piperidin-4-yl)oxazole-4-carboxylic acid.



[001064]

[001065] A solution of methyl 2-(1-(tert-butoxycarbonyl)piperidin-4-yl) oxazole-4-carboxylate (6 g, 19.35 mmol) and $LiOH \cdot H_2O$ (2.438 g, 58.06 mmol) in THF/ H_2O (40 mL, v/v=1/1) was stirred for 16 h at 25 °C. The mixture was adjusted to pH=3 with 1 N HCl and then extracted with EA (60 mL X3). The combined organics were dried over Na_2SO_4 . The solvent was removed under reduced pressure. The residue was used for the next step directly. LC-MS: $m/z = 319 (M+23)^+$, RT = 1.34 min.

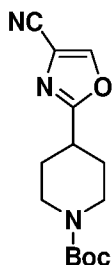
[001066] Step 4: Synthesis of tert-butyl 4-(4-carbamoyloxazol-2-yl)piperidine-1-carboxylate.



[001067]

[001068] The mixture of 2-(1-(tert-butoxycarbonyl)piperidin-4-yl)oxazole-4-carboxylic acid (4 g, 13.51 mmol), NH_4Cl (1.702 g, 27.02 mmol), HATU (6.16 g, 16.212 mmol), HOAt (2.204 g, 16.212 mmol) and TEA (4.093 g, 40.53 mmol) in 50 mL of THF was stirred overnight at r.t.. The reaction was quenched with water, extracted with EA (60 mLX3), and washed with aq. NaCl. The combined organics were dried over Na_2SO_4 , concentrated, and purified by SGC (PE/EA=1/4) to get the title compound. LC-MS: $m/z = 318$ ($M+23$)⁺, RT = 1.77 min.

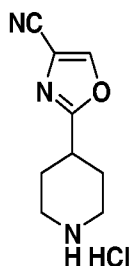
[001069] Step 5: Synthesis of tert-butyl 4-(4-cyanooxazol-2-yl) piperidine-1-carboxylate.



[001070]

[001071] To a solution of tert-butyl 4-(4-carbamoyloxazol-2-yl) piperidine-1-carboxylate (2.5 g, 8.474 mmol) in TEA (10 mL) and THF (10 mL) was added TFAA (4 mL) dropwise at 0 °C. The reaction mixture was stirred at room temperature overnight. The solvent was removed under reduced pressure, and the residue was purified by SGC (PE/EA=2/1) to get the title compound. LC-MS: $m/z = 300$ ($M+23$)⁺; RT = 2.01 min.

[001072] Step 6: 2-(piperidin-4-yl) oxazole-4-carbonitrile hydrochloride.

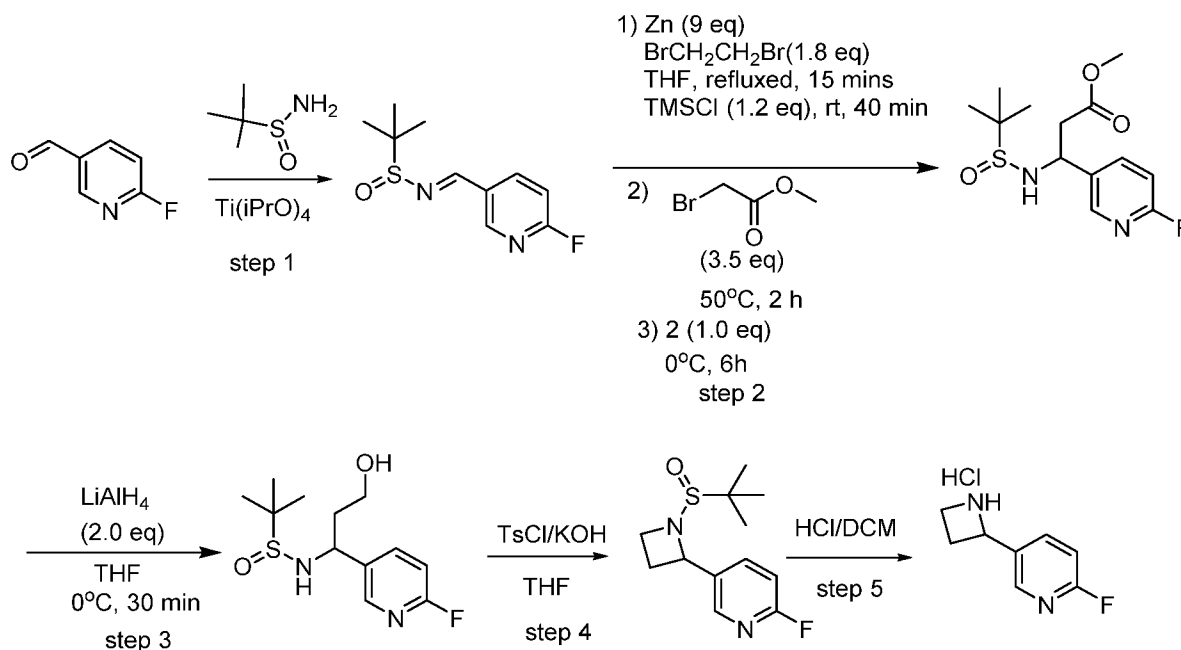


[001073]

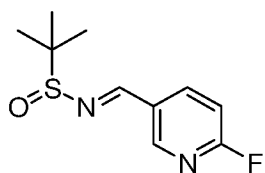
[001074] To a solution of tert-butyl 4-(4-cyanooxazol-2-yl)piperidine-1-carboxylate (1.3 g, 4.693 mmol) in EA (5 mL) was added 3N HCl/EA (5 mL). The mixture was stirred for 1 h at

r.t. The resulting precipitate was collected and dried under vacuum after washing with diethyl ether to afford the title compound. LC-MS: $m/z = 178$ ($M+1$)+, $RT = 0.21$ min.

Preparation of 5-(azetidin-2-yl)-2-fluoropyridine hydrochloride:



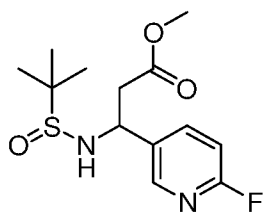
[001075] Step 1: Synthesis of (E)-N-((6-fluoropyridin-3-yl)methylene)-2-methylpropane-2-sulfonamide.



[001076]

[001077] A mixture of 6-fluoronicotinaldehyde (4.7 g, 37.6 mmol) and titanium isopropoxide (1.37 g, 75.2 mmol) in dry THF (90 mL) was stirred at r.t. for 30 mins under nitrogen. Then a solution of 2-methyl-2-propanesulfonamide (4.56 g, 37.6 mmol) in dry THF (10 mL) was added. The reaction mixture was stirred at r.t. for 16 h, diluted with EtOAc (200 mL) and MeOH (50 mL), and then brine (100 mL) was added slowly. The mixture was stirred at r.t. for 30 mins and filtered. The solid was washed with EtOAc (200 mL x 2). The filtrate was extracted with EtOAc (200 mL x 3). The combined organics were washed with brine (50 mL x 2), dried over Na₂SO₄, and concentrated. The residue was purified by SGC (PE/EtOAc = 5/1) to give the title compound. LC-MS: $m/z = 303$ ($M+H$)+, $RT = 1.61$ min.

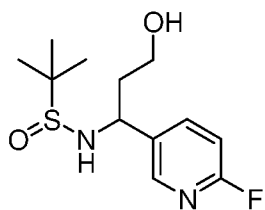
[001078] Step 2: Synthesis of methyl 3-(1,1-dimethylethylsulfonamido)-3-(6-fluoropyridin-3-yl) propanoate.



[001079]

[001080] To a suspension of Zn dust (13.13 g, 200.7 mmol) in dry THF (130 mL) was added 1, 2-Dibromoethane (7.53 g, 40.1 mmol). The mixture was stirred at reflux for 20 mins and then was cooled to r.t. TMSCl (2.91 g, 26.8 mmol) was added and stirred for 1 h at r.t. Then methyl 2-bromoacetate (10.05 g, 66.9 mmol) was added and stirred for 2 h at 50 °C. The mixture was cooled to r.t. The resulting solution was dropped into a solution of (E)-N-((6-fluoropyridin-3-yl) methylene)-2-methylpropane-2-sulfinamide (5.09 g, 22.3 mmol) in dry THF (20 mL) at 0 °C. The mixture was stirred at 0 °C for 6 h, diluted with DCM (100 mL), washed with 0.25 M aq. citric acid (200 mL x 2), sat. aq. NaHCO₃ (50 mL x 2), brine (50 mL x 2), dried over Na₂SO₄, and concentrated to give the title compound. LC-MS: m/z = 303 (M+H)⁺, RT = 1.61 min.

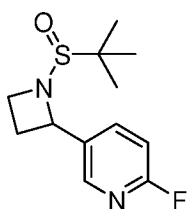
[001081] Step 3: Synthesis of N-(1-(6-fluoropyridin-3-yl)-3-hydroxypropyl)-2-methylpropane-2-sulfinamide.



[001082]

[001083] To a solution of methyl 3-(1,1-dimethylethylsulfinamido)-3-(6-fluoropyridin-3-yl)propanoate (3.32 g, 11.0 mmol) in dry THF (50 mL) was added 1 M LiAlH₄ THF solution (22 mL, 22 mol) at 0 °C. The mixture was stirred at 0 °C for 30 mins, diluted with EtOAc (200 mL), quenched with Na₂SO₄·10H₂O (22 g) in portions. The mixture was stirred at r.t. for 30 mins and filtered. The solid was washed with MeOH (20 mL). The filtrate was dried over Na₂SO₄ and concentrated to give the crude title compound. LC-MS: m/z = 275 (M+H)⁺; RT = 1.60 min.

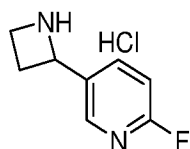
[001084] Step 4: Synthesis of 5-(1-(tert-butylsulfinyl) azetidin-2-yl)-2-fluoropyridine.



[001085]

[001086] To a solution of N-(1-(6-fluoropyridin-3-yl)-3-hydroxypropyl)-2-methylpropane-2-sulfonamide (2.7 g, 9.85 mmol) in dry THF (50 mL) was added potassium hydroxide (1.65 g, 29.55 mmol) and 4-methylbenzene-1-sulfonyl chloride (2.25 g, 11.82 mmol). The mixture was stirred at reflux for 5 h and cooled to r.t. The mixture was diluted with DCM (200 mL), washed with brine (20 mL x 2), dried over Na₂SO₄ and concentrated. The residue was purified by SGC (PE/EtOAc = 2/1) to give the title compound. LC-MS: m/z = 257 (M+H)⁺; RT = 1.61 min.

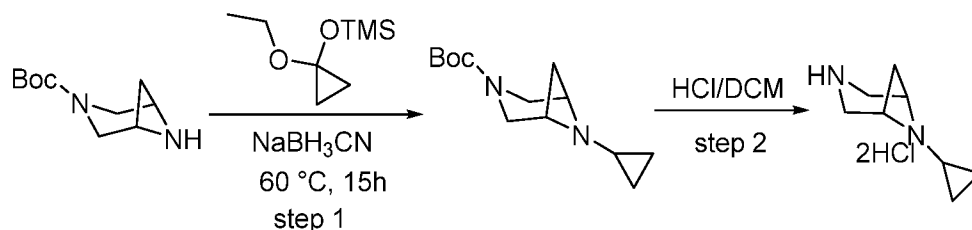
[001087] Step 5: Synthesis of 5-(azetidin-2-yl)-2-fluoropyridine hydrochloride.



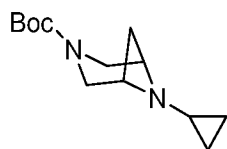
[001088]

[001089] To a solution of 5-(1-(tert-butylsulfinyl)azetidin-2-yl)-2-fluoropyridine (1.14 g, 4.45 mmol) in DCM (20 mL) was added 4 M HCl/Dioxane solution (16.7 mL, 66.8 mmol) at 0 °C. The mixture was stirred at r.t. for 30 mins then concentrated to give the title compound. LC-MS: m/z = 124 (M-28)⁺, RT = 0.308 min.

Preparation 6-cyclopropyl-3,6-diaza-bicyclo[3.1.1]heptane dihydrochloride:



[001090] Step 1: Synthesis of tert-butyl 6-cyclopropyl-3,6-diaza-bicyclo[3.1.1]heptane-3-carboxylate.

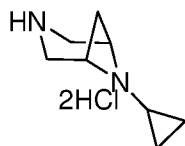


[001091]

[001092] To a solution of tert-butyl 3,6-diaza-bicyclo[3.1.1]heptane-3-carboxylate (1.5g, 7.58mmol) and (1-ethoxycyclopropoxy)trimethylsilane (3.1ml, 15.45mmol) in 10 ml of MeOH and 10 ml of THF were added sodium cyanoborohydride (715mg, 11.35mmol) and acetic acid (2.2ml, 38.50mmol). The mixture was stirred at 60 °C under N₂ for 12 h. After cooling to r.t., 1 ml of water was added and the mixture was stirred for 5 min. It was then treated with 1 N NaOH (2.5ml) and stirred for 15 min. The mixture was concentrated and the aqueous phase was extracted with DCM (100ml). The organic phase was washed with 1 N

NaOH (50ml). The combined aqueous phase was extracted with DCM (2×100ml). The combined organics were washed with brine, dried over sodium sulphate and concentrated to give crude product which was used for the next step without further purification. LC-MS: $m/z = 239$ (M+H)⁺, RT = 2.26 min.

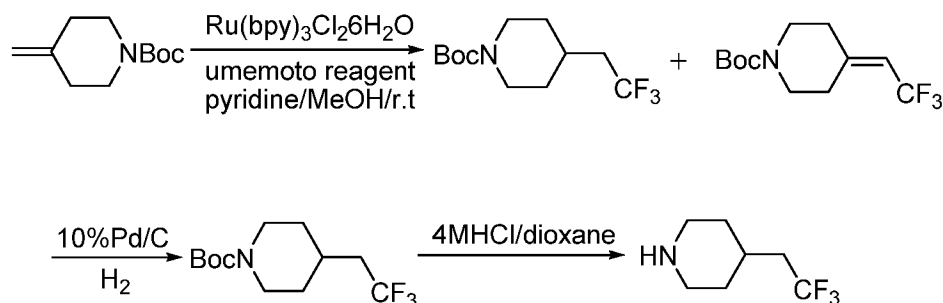
[001093] Step 2: Synthesis of 6-cyclopropyl-3,6-diaza-bicyclo[3.1.1]heptane dihydrochloride.

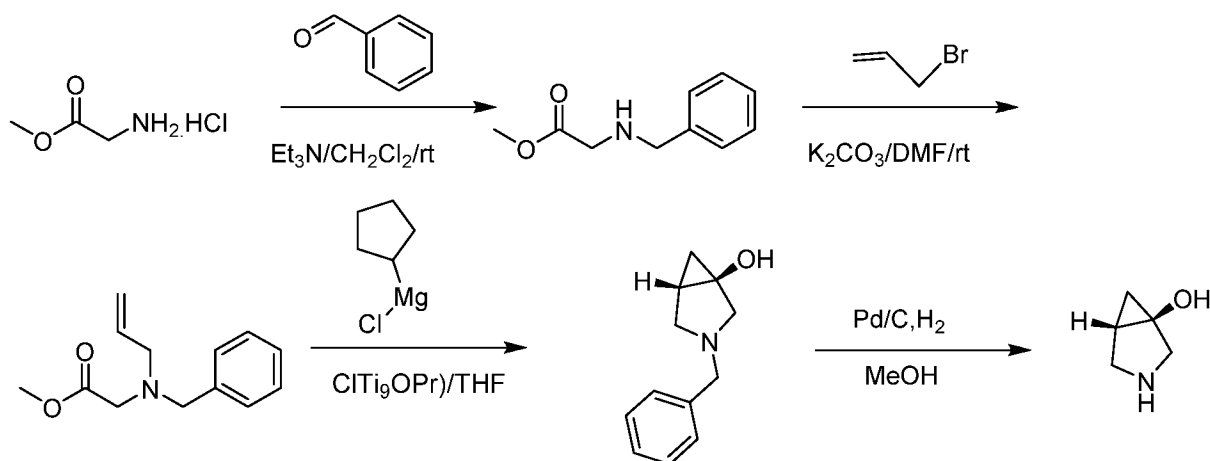
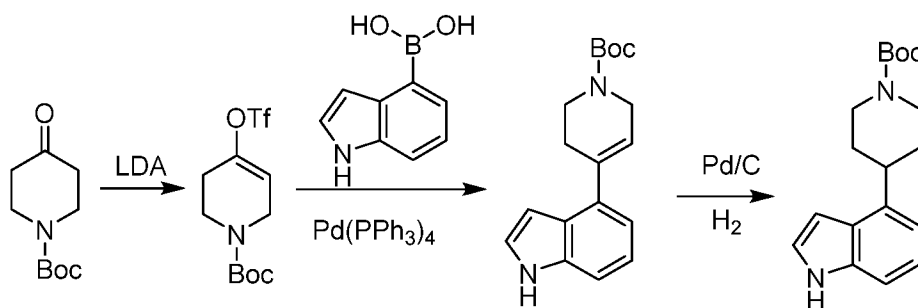
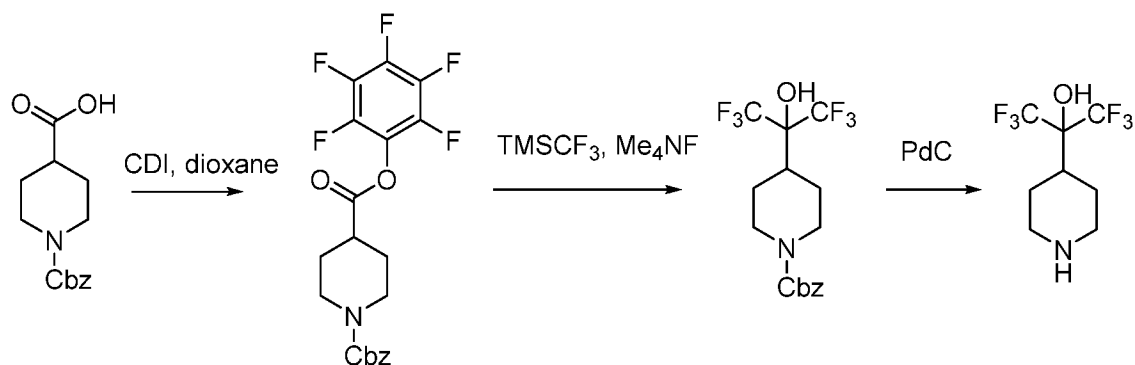


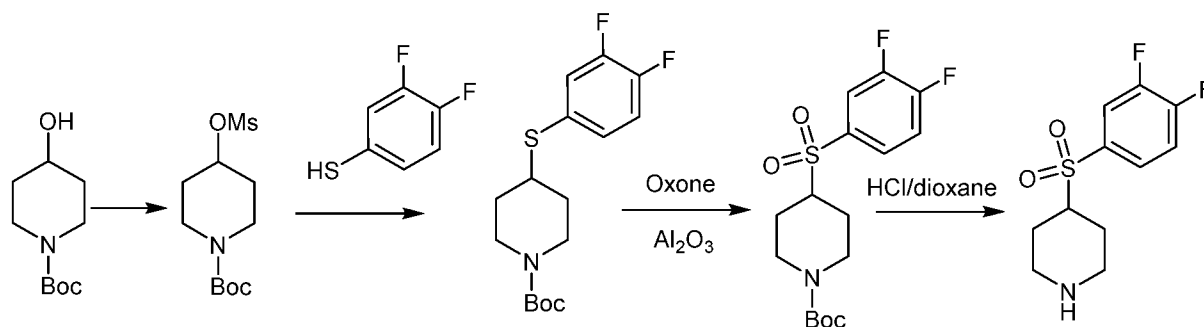
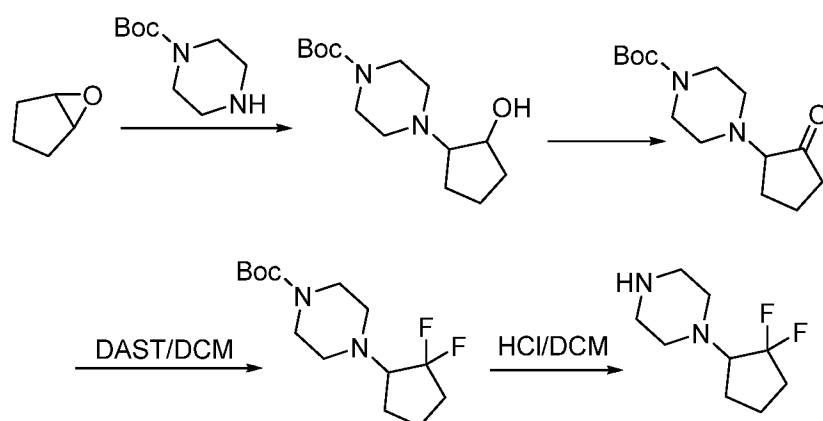
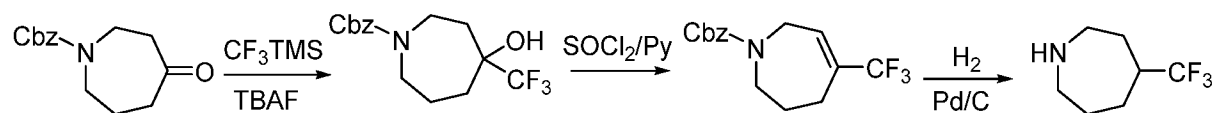
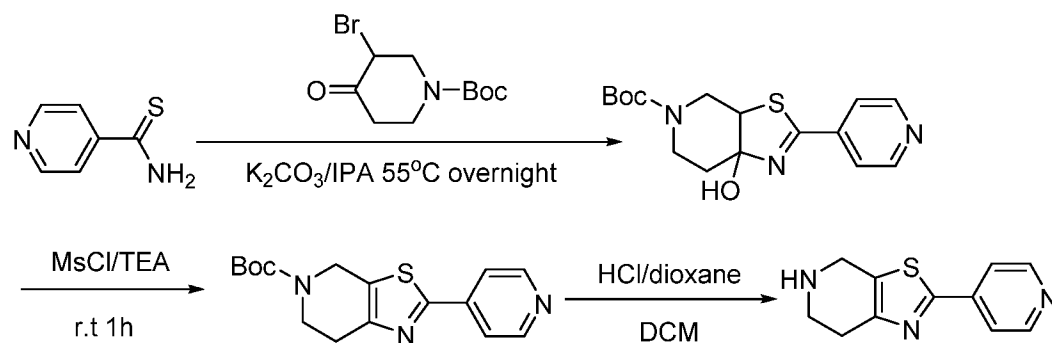
[001094]

[001095] To a solution of tert-butyl 6-cyclopropyl-3,6-diaza-bicyclo[3.1.1]heptane-3-carboxylate (1.8g crude, 7.56 mmol) in 40 mL of dichloromethane was added 25 mL of 4 N HCl solution in 1,4-dioxane. The mixture was stirred at r.t. for 7 h and then stirred at 4 °C overnight. The upper clear solution was poured out and the sticky solid on the bottom of the flask was dried under vacuum to give the product. LC-MS: $m/z = 139$ (M+H)⁺, RT = 0.44 min.

Preparative Example 10 – Formation of 4-(2,2,2-trifluoroethyl)piperidine



Preparative Example 11 – Formation of (1R,5S)-3-azabicyclo[3.1.0]hexan-1-ol**Preparative Example 12 – Formation of tert-butyl 4-(1H-indol-4-yl)piperidine-1-carboxylate****Preparative Example 13 – Formation of 1,1,1,3,3,3-hexafluoro-2-(piperidin-4-yl)propan-2-ol**

Preparative Example 14 – Formation of 4-((3,4-difluorophenyl)sulfonyl)piperidine**Preparative Example 15 – Formation of 1-(2,2-difluorocyclopentyl)piperazine****Preparative Example 16 – 4-(trifluoromethyl)azepane****Preparative Example 17 – 2-(pyridin-4-yl)-4,5,6,7-tetrahydrothiazolo[5,4-c]pyridine**

Examples 947-953

[001096] Examples 947-953 in Table 23 were prepared by coupling an appropriate carboxylic acid with an appropriate amine using the specified reaction conditions.

Table 23

Ex. No.	Ref. No.	LC-MS (Retention Time)	MS (M+H) ⁺	LC-MS Method	Reaction Conditions	Acid Scale
947	Q-1127	1.553	419.2	A'	Acid (1 eqv.), amine (1.1 eqv.), HATU (1.2 eqv.), HOAt (1.2 eqv.), NMM (3 eqv.), THF, room temperature, 16 h	2.1 g
948	Q-1133	1.749	394.1	C'	Acid (1 eqv.), amine (1.1 eqv.), HATU (1 eqv.), HOAt (1 eqv.), TEA (4 eqv.), THF, room temperature, 2 h	1 g
949	Q-1169	1.514	418.2	F'	Acid (1 eqv.), amine (1.1 eqv.), HATU (1 eqv.), HOAt (1 eqv.), NMM (4 eqv.), THF, room temperature, 16 h	820 mg
950	Q-1195	1.302	380.2	J'	Acid (1 eqv.), amine (1 eqv.), HATU (1.2 eqv.), HOAt (1.2 eqv.), NMM (7 eqv.), DMF, room temperature, 3 h	1.9 g
951	Q-1204	1.579	419.1	C'	Acid (1 eqv.), amine (1.1 eqv.), HATU (1.1 eqv.), HOAt (1 eqv.), NMM (2.6 eqv.), THF, 60 C, 16 h	700 mg
952	Q-1242	1.771	394.1	C'	Acid (1 eqv.), amine (1.1 eqv.), HATU (1.1 eqv.), HOAt (1 eqv.), NMM (4 eqv.), THF, room temperature, 16 h	1 g
953	Q-1245	1.455	419.1	C'	Acid (1 eqv.), amine (1.1 eqv.), HATU (1 eqv.), HOAt (1 eqv.), NMM (4 eqv.), THF, room temperature, 16 h	800 mg

Example 954 – Assays of SPR Inhibitory Activity

[001097] Compounds were assayed for SPR inhibitory activity using a TR-FRET (homogeneous, time-resolved, fluorescence resonance energy transfer) assay according to the procedure described in Haruki et al., Science, 430:987 (2013). Terbium labelled SNAP-hSPR and SSZ (sulfasalazine) labelled SNAP-EGFP were used as the protein pair in this assay. Compounds were screened at different concentrations, and IC₅₀ and K_d values calculated. SPR inhibitory activity of the compounds is provided in Table 24.

[001098] Compounds were assayed for SPR inhibitory activity using a SKN-N-BE(2) cellular assay according to the following procedure. SK-N-BE (2) cells were seeded in sterile, 96-well plates and incubated for 12-24 hours at 37°C with 5% CO₂ supply. Media was removed and fresh DMEM/F-12 media (containing Glutamine & Pen/Strep but no FBS) was added. Compounds (at different concentrations) were added to different wells. The plates were then incubated for 6-48 hours at 37°C with 5% CO₂ supply. Plates were then centrifuged and the supernatant was removed. The plates were then optionally washed once with PBS. They were then sealed and stored at -80°C or immediately used in the next step. The cells were lysed and the levels of BH4 were assessed by LC-MS. SPR inhibitory activity of the compounds is provided in Table 24.

[001099] Compounds were assayed for inhibition of BH4 production using human peripheral blood mononuclear cells (PBMCs) according to the following procedure. PBMCs were either purchased or isolated from fresh human blood and used either as a fresh preparation or frozen for later use. The assay system was prepared by pre-treating the assay plates overnight with a solution containing anti-human CD3 antibody. Human PBMCs were suspended in assay medium and plated into the assay plates at a density of 1-4x10⁵ cells per well. The desired concentration of the test compound was added to each well. A solution of human anti-CD28 antibody was also added to each well. Plates are incubated for 12-48 hours at 37° C and 5% CO₂. Assay plates were centrifuged for 5-15 minutes at 1-3000 RMP and supernatants were removed. The cells were lysed, sealed and used directly or frozen at -80° C. LC-MS was used to quantify the amount of inhibition of BH4 production and is provided in Table 24.

Table 24

Compound	hTR-FRET IC50 (μM)	SK-N-BE(2) IC50 (μM)	hPBMC IC50 (μM)	TR FRET Kd (nM)	
Q-0001	0.02	2.7			100
Q-0002	0.03				101
Q-0003				14	118
Q-0004	0.07				125
Q-0005				33	129
Q-0006				41	129
Q-0007	0.10				133
Q-0008				48	139
Q-0009	0.3	22			141
Q-0010				72	153
Q-0011				77	268
Q-0012				81	295
Q-0013				88	326
Q-0014				88	364
Q-0015					406
Q-0016					484
Q-0017					495
Q-0018					7
Q-0019					
Q-0020					
Q-0021					
Q-0022					
Q-0023					
Q-0024					
Q-0025					
Q-0026					
Q-0027					
Q-0028					
Q-0029					
Q-0030					
Q-0031					
Q-0055					

Q-0214				1123
Q-0248	0.6			575
Q-0279	0.007	1.0	2.2	
Q-0280	0.06	16		
Q-0281	0.06	9.0		
Q-0282	0.03	4.4		
Q-0283	1.5			
Q-0284	2.9			
Q-0285	40			
Q-0286	0.01			
Q-0287	0.02			
Q-0290	2.0			
Q-0291	2.7			
Q-0292	40			
Q-0298	0.02	1.5		
Q-0299	0.005	1.2		
Q-0300	0.009	5.0		
Q-0301	0.2			
Q-0302	0.009	1.2		
Q-0303	0.007	0.9		
Q-0304	0.04	67		
Q-0305	0.03	4.6		
Q-0306	25			
Q-0307	0.009	4.2		
Q-0308	0.02	2.0		
Q-0310	0.06	12		
Q-0311	0.04	11		
Q-0312	0.02	10		
Q-0313	0.006	1.5		
Q-0314	0.02	5.8		
Q-0316	0.3			
Q-0317	0.06	20		
Q-0318	0.006	2.1		
Q-0319	0.01	2.2		
Q-0320	1.3			
Q-0321	0.9			
Q-0322	0.2			
Q-0323	0.3	35		
Q-0327	0.007	12		
Q-0328	0.01	53		
Q-0329	0.01	3.5		
Q-0330	0.02	6.1		
Q-0331	0.08	15		
Q-0332	0.01	2.5		
Q-0333	0.02	12		
Q-0334	0.08	49		
Q-0339	0.009	1.5		
Q-0340	0.007	1.1		
Q-0341	0.005	1.8		
Q-0342	0.01	2.4		
Q-0343	0.1	40		
Q-0344	0.07	23		
Q-0345	0.01	78		
Q-0346	0.008	5.3		
Q-0347	0.01	7.5		
Q-0348	0.01	6.4		
Q-0349	0.03	57		
Q-0350	0.02	11		

Q-0351	0.01	4.6		
Q-0352	0.02	13		
Q-0353	0.05	15		
Q-0354	0.002	0.1	0.38	
Q-0358	0.1	22		
Q-0359	0.003	1.1		
Q-0361	0.01	0.6		
Q-0362	0.02	2.9		
Q-0363	0.03	5.8		
Q-0364	0.07	16		
Q-0365	0.05	12		
Q-0366	0.4	128		
Q-0367	0.07	11		
Q-0368	0.01	2.9		
Q-0369	0.2	28		
Q-0370	0.1	22		
Q-0371	0.07	14		
Q-0372	0.005	0.3		
Q-0373	0.02	1.5		
Q-0374	0.009	1.2		
Q-0375	0.02	2.5		
Q-0376	0.03	8.2		
Q-0377	0.04	6.3		
Q-0378	0.03	4.1	0.74	
Q-0379	0.002	0.084	0.28	
Q-0380	0.007	2.7		
Q-0381	0.01	2.1		
Q-0382	0.003	0.1		
Q-0383	0.3	69		
Q-0384	14			
Q-0385	0.03	3.8		
Q-0387	0.01	3.7		
Q-0388	0.1	36		
Q-0389	0.02	5.6		
Q-0390	0.02	12		
Q-0393	0.006	0.8		
Q-0394	1.5			
Q-0395	0.02	0.5		
Q-0396	0.002	0.061		
Q-0397	0.02	2.3		
Q-0398	0.01	0.072		
Q-0399	0.003	0.024		
Q-0400	0.004	0.2		
Q-0401	0.03	0.4		
Q-0402	0.01	0.041		
Q-0403	0.009	1.1		
Q-0404	0.04	4.3		
Q-0405	0.01	1.5		
Q-0406	0.05	2.0		
Q-0407	1.7			
Q-0408	0.01	0.075		
Q-0409	0.2	25		
Q-0410	0.002	0.2		
Q-0411	0.009	2.7		
Q-0412	0.009	0.5		
Q-0413	2.2			
Q-0414	0.006	0.3		
Q-0415	0.03	1.2		

Q-0416	0.02	2.8		
Q-0417	0.004	0.9		
Q-0418	0.002	0.05	0.032	
Q-0419	0.005	0.7		
Q-0420	0.007			
Q-0421	0.003	0.7		
Q-0422	0.003	0.2		
Q-0423	0.005	0.1	0.41	
Q-0424	0.004	1.1		
Q-0425	0.03	2.1		
Q-0426	0.1	16		
Q-0427	0.009	3.1	1.1	
Q-0428	0.003	0.019		
Q-0429	0.1	49		
Q-0431	0.003	0.5		
Q-0432	0.04	6.5		
Q-0433	0.2	58		
Q-0434	0.005	0.2		
Q-0435	0.02	1.2		
Q-0436	4.6			
Q-0437	5.0			
Q-0438	0.10	35		
Q-0439	0.001	0.096		
Q-0440	0.009	1.4		
Q-0441	0.1	31		
Q-0442	0.004	0.2		
Q-0443	0.009	3.9		
Q-0444	0.01	2.7		
Q-0445	0.01	0.9		
Q-0446	0.007	0.096		
Q-0447	0.4			
Q-0448	1.5			
Q-0449	0.003	0.078		
Q-0450	0.005	0.3		
Q-0451	0.002	0.019	0.013	
Q-0452	0.8			
Q-0453	0.006	1.6	1.3	
Q-0454	0.3			
Q-0455	16			
Q-0456	0.008	0.5		
Q-0457	0.1			
Q-0458	0.006	0.4		
Q-0459	0.002	0.059		
Q-0460	0.003	0.6		
Q-0461	0.003	0.4		
Q-0462	0.005	0.094		
Q-0463	0.004	0.3		
Q-0464	0.003	0.3		
Q-0465	0.3	150		
Q-0466	0.001	0.059		
Q-0467	0.002	0.082	0.1	
Q-0468	0.007	0.2		
Q-0469	0.004	0.037		
Q-0470	0.005	1.0		
Q-0471	0.08	16		
Q-0472	0.2	17		
Q-0473	0.006	0.092		
Q-0474	0.007	0.6		

Q-0475	0.005	0.3		
Q-0476	0.003	0.056		
Q-0477	0.005	0.091		
Q-0478	0.006	1.4		
Q-0479	0.006	0.1		
Q-0480	0.009	0.3		
Q-0481	0.03	95		
Q-0482	0.008	1.0		
Q-0483	0.004	0.049		
Q-0485	0.009	0.062		
Q-0486	0.006	0.1		
Q-0487	0.003	0.6		
Q-0488	0.02	1.2		
Q-0489	0.008	0.053		
Q-0490	0.007	0.1		
Q-0491	0.02	0.037		
Q-0492	0.008	0.2		
Q-0493	0.03	0.029		
Q-0494	0.006	0.3		
Q-0495	0.005	0.051		
Q-0496	0.007	0.4		
Q-0497	0.009	0.4		
Q-0498	0.02	0.03		
Q-0499	0.02	0.044		
Q-0500	0.03	0.097		
Q-0501	0.009	0.2		
Q-0502	0.02	0.4		
Q-0503	4.0			
Q-0504	0.004	0.058		
Q-0505	0.004	0.1		
Q-0506	0.003	0.2		
Q-0507	0.01	0.2		
Q-0508	0.03	2.0		
Q-0509	0.003	0.068		
Q-0510	0.005	0.1		
Q-0511	0.003	0.3		
Q-0513	0.01	0.047		
Q-0514	0.007	0.057		
Q-0515	0.04	5.3		
Q-0517	0.002	0.1		
Q-0518	0.003	0.5	0.032	
Q-0519	0.003	0.053	0.12	
Q-0520	0.003	0.2		
Q-0521	0.008	0.1		
Q-0522	0.3	10		
Q-0523	0.02	0.1		
Q-0524	0.004	1.1		
Q-0525	0.001	0.019	0.024	
Q-0526	0.003	0.028		
Q-0527	0.03	0.045		
Q-0528	0.07	0.8		
Q-0529	0.01	0.1		
Q-0530	0.03	1.8		
Q-0531	0.004	0.062		
Q-0532	0.02	0.044		
Q-0533	0.002	0.069		
Q-0534	0.003	0.1		
Q-0535	0.004	0.4		

Q-0536	0.007	0.059		
Q-0537	0.04	0.2		
Q-0540	0.3			
Q-0541	0.2			
Q-0542	0.1			
Q-0543	0.003	0.4		
Q-0544	0.03			
Q-0545	0.002	0.041		
Q-0546	0.009	0.084		
Q-0547	2.3	10		
Q-0548	0.02	2.1		
Q-0549	0.004	0.4		
Q-0550	0.002	0.1		
Q-0551	0.006	0.5		
Q-0552	0.007	0.038		
Q-0553	0.006	0.2		
Q-0555	0.02	0.7		
Q-0556	0.007	0.6		
Q-0557	0.008	0.6		
Q-0558	5.0	10		
Q-0559	0.007	0.038		
Q-0560	0.003	0.012		
Q-0561	0.004	0.011		
Q-0562	0.004	0.2		
Q-0563	0.005	0.3		
Q-0564	0.2	4.0		
Q-0565	0.006	0.011		
Q-0566	5.0	10		
Q-0567	0.003	0.02		
Q-0568	0.006	0.2		
Q-0569	0.01	0.3		
Q-0570	0.003	0.023		
Q-0571	0.003	0.073	0.067	
Q-0572	0.002	0.036	0.024	
Q-0573	0.003	0.035		
Q-0574	0.006	0.047		
Q-0575	0.003	0.2		
Q-0576	0.006	0.1		
Q-0577	0.04	2.1		
Q-0578	0.008	0.7		
Q-0579	0.005	0.1		
Q-0580	0.003	0.022		
Q-0582	0.02	1.0		
Q-0583	0.1	3.7		
Q-0584	0.2	10		
Q-0585	0.006	0.033		
Q-0586	0.002	0.2	0.13	
Q-0587	0.01	0.021		
Q-0588	0.07	4.7		
Q-0589	0.06	1.7		
Q-0590	0.003	0.015		
Q-0591	0.003	0.1	0.045	
Q-0592	0.02	0.076		
Q-0593	0.2	7.4		
Q-0594	0.3	3.6		
Q-0595	0.07	4.4		
Q-0596	0.004	0.016		
Q-0597	0.003	0.053		

Q-0598	0.004	0.01		
Q-0599	0.002	0.012		
Q-0600	0.001	0.057		
Q-0601	0.005	0.1		
Q-0602	0.02	1.2		
Q-0603	0.006	0.1		
Q-0604	0.007	0.072		
Q-0605	0.2	10		
Q-0606	0.002	0.051		
Q-0607	0.005	0.087		
Q-0608	0.002	0.056		
Q-0609	0.001	0.084		
Q-0610	0.01	10		
Q-0611	0.004	0.029		
Q-0612	0.01	2.6		
Q-0614	0.01	1.6		
Q-0615	0.003	0.019		
Q-0616	0.002	0.1		
Q-0617	0.02	3.0		
Q-0618	0.001	0.025		
Q-0619	0.003	0.3		
Q-0620	0.001	0.1		
Q-0621	0.02	5.2		
Q-0622	0.001	0.058		
Q-0623	0.001	0.078		
Q-0624	0.002	0.032		
Q-0626	0.001	0.014		
Q-0627	0.009	10		
Q-0630	0.009	10		
Q-0632	0.004	7.3		
Q-0633	0.005	0.4		
Q-0634	0.003	0.7		
Q-0635	0.002	0.1	0.054	
Q-0681	0.001	0.2		
Q-0690	0.002	0.2	0.072	
Q-0691	0.002	0.091		
Q-0693	0.003	0.8	0.45	
Q-0696	0.004	0.4		
Q-0697	0.004	0.2		
Q-0698	0.001	0.071		
Q-0700	0.002	0.1		
Q-0701	0.002	0.082		
Q-0702	0.002	0.032		
Q-0703	0.004	0.6	0.19	
Q-0704	0.002	0.2		
Q-0705	0.002	0.043		
Q-0706	0.002	0.03		
Q-0707	0.005	0.3		
Q-0708	0.001	0.097		
Q-0709	0.001	0.028		
Q-0710	0.002	0.2		
Q-0711	0.002	0.086		
Q-0712	0.002	0.3		
Q-0713	0.001	0.2		
Q-0714	0.03	8.1		
Q-0715	0.002	0.097		
Q-0716	0.002	0.4		
Q-0718	0.004	0.2		

Q-0719	0.002	0.2		
Q-0720	0.001	0.3		
Q-0721	0.001	0.035	0.026	
Q-0722	0.02	3.3		
Q-0723	0.003	0.2		
Q-0724	0.002	0.2		
Q-0725	0.001	0.1		
Q-0726	0.001	0.074		
Q-0727	0.001	0.081		
Q-0730	0.001	0.2		
Q-0731	0.002	0.053		
Q-0732	0.001	0.1		
Q-0734	0.004	0.3		
Q-0735	0.003	0.095		
Q-0736	0.002	0.2		
Q-0737	0.005	0.2	0.037	
Q-0738	0.001	0.1		
Q-0739	0.002	0.3		
Q-0741	0.004	0.4		
Q-0743	0.004	0.4		
Q-0744	0.003	0.1		
Q-0745	0.004	0.2		
Q-0746	0.004	0.6		
Q-0747	0.008	0.8		
Q-0748	0.004	0.9		
Q-0749	0.003	0.05		
Q-0750	0.003	0.5	0.18	
Q-0751	0.003	0.2		
Q-0752	0.004	0.5		
Q-0753	0.002	0.2		
Q-0754	0.009	0.1		
Q-0755	0.004	0.5		
Q-0756	0.004	0.8		
Q-0757	0.002	0.2		
Q-0758	0.002	0.09		
Q-0759	0.001	0.2		
Q-0760	0.001	0.4	0.075	
Q-0761	0.002	0.2	0.14	
Q-0762	0.002	0.2		
Q-0764	0.002	0.3	0.10	
Q-0765	0.005	0.3		
Q-0768	0.002	0.2	0.045	
Q-0770	0.002	0.2		
Q-0771	0.001	0.2		
Q-0772	0.001	0.2	0.072	
Q-0773	0.006	1.7		
Q-0774	0.2	10		
Q-0775	0.002	1.0		
Q-0777	0.001	0.3	0.055	
Q-0779	0.02	10		
Q-0780	0.001	0.2		
Q-0781	0.001	0.2		
Q-0782	0.001	0.1	0.038	
Q-0783	0.002	0.3		
Q-0784	0.001	0.3	0.12	
Q-0785	0.001	0.2		
Q-0788	0.01	3.6		
Q-0789	0.008	2.5	0.44	

Q-0790	0.007	1.4		
Q-0791	0.002	0.6		
Q-0792	0.006	2.1		
Q-0793	0.003	1.0		
Q-0794	0.01	3.5	0.41	
Q-0795	0.002	0.5		
Q-0796	0.001	0.2		
Q-0797	0.001	0.1	0.027	
Q-0798	0.002	0.3		
Q-0799	0.001	0.3		
Q-0800	0.002	0.6	0.047	
Q-0802	0.001	0.067		
Q-0803	0.001	0.2		
Q-0804	0.001	0.3	0.094	
Q-0805	0.004	2.3		
Q-0806	0.003	1.2		
Q-0807	0.002	0.4		
Q-0808	0.001	0.2		
Q-0809	0.006	0.9		
Q-0812	0.003	1.0	0.15	
Q-0813	0.001	0.1	0.065	
Q-0814	0.002	0.4		
Q-0815	0.001	0.1	0.072	
Q-0816	0.001	0.6	0.17	
Q-0817	0.001	0.2	0.044	
Q-0818	0.002	0.9		
Q-0819	0.001	0.2		
Q-0820	0.001	0.04		
Q-0821	0.001	0.1	0.051	
Q-0822	0.002	0.4	0.13	
Q-0823	0.001	0.066		
Q-0824	0.005	1.8		
Q-0825	0.002	0.4	0.15	
Q-0826	0.001	0.1		
Q-0827	0.002	0.065		
Q-0828	0.004	0.05		
Q-0829	0.001	0.08		
Q-0830	0.001	0.041		
Q-0831	0.002	0.4		
Q-0832	0.001	0.2		
Q-0833	0.006	0.2		
Q-0835	0.002	0.1	0.039	
Q-0836	0.005	0.3	0.052	
Q-0837	0.001	0.2	0.063	
Q-0839	0.008	1.5		
Q-0840	0.003	0.2		
Q-0842	0.002	0.7		
Q-0843	0.001	0.2		
Q-0844	0.001	0.2		
Q-0845	0.003	0.4		
Q-0846	0.002	0.2		
Q-0847	0.02	8.8		
Q-0848	0.002	10		
Q-0849	0.001	0.3	0.044	
Q-0850	0.001	0.3	0.074	
Q-0851	0.002	0.5	0.13	
Q-0852	0.002	0.8		
Q-0853	0.03	10		

Q-0854	0.003	0.2		
Q-0855	0.001	0.1		
Q-0856	0.004	1.1		
Q-0857	0.003	0.8		
Q-0858		0.044		
Q-0859	0.02	8.3		
Q-0860		1.0		
Q-0861		0.4		
Q-0862		10		
Q-0863		0.6		
Q-0865		0.1		
Q-0866		6.7		
Q-0867	0.002	0.4	0.07	
Q-0868		10		
Q-0869		0.1		
Q-0870		0.3		
Q-0871		4.0		
Q-0872		10		
Q-0873		10		
Q-0874		1.1		
Q-0875		0.076		
Q-0876		0.088		
Q-0877		0.2		
Q-0878		0.8		
Q-0879		10		
Q-0880		0.087		
Q-0881		2.3		
Q-0882		0.2		
Q-0883		1.3		
Q-0884		0.2		
Q-0885		0.4		
Q-0886		5.4		
Q-0887	0.001	0.2	0.057	
Q-0888	0.005	0.4	0.24	
Q-0890				
Q-0891	0.004	0.9	0.24	
Q-0892	0.002	0.4	0.076	
Q-0893		0.3		
Q-0894		0.1		
Q-0895		1.4		
Q-0896	0.001	0.3	0.049	
Q-0897		0.5		
Q-0899	0.001	0.3	0.048	
Q-0900		2.3		
Q-0901		10		
Q-0902		0.1		
Q-0905		0.6		
Q-0906	0.003	0.8	0.19	
Q-0907		0.4		
Q-0908	0.001	0.3	0.13	
Q-0909		0.1		
Q-0910	0.002	0.5	0.074	
Q-0911	0.002	0.4	0.11	
Q-0912		0.9		
Q-0913	0.002	0.5	0.087	
Q-0914		0.6		
Q-0915	0.002	0.5	0.092	
Q-0916		0.7		

Q-0917	0.003	0.7	0.10	
Q-0918	0.002	0.6	0.12	
Q-0919		1.7		
Q-0920		0.5		
Q-0921	0.002	0.4	0.047	
Q-0922		1.0		
Q-0923		1.3		
Q-0924	0.002	0.2	0.051	
Q-0925		0.5		
Q-0926	0.001	0.2	0.045	
Q-0927	0.001	0.2	0.081	
Q-0928		0.2		
Q-0929		2.0		
Q-0930	0.001	0.3	0.058	
Q-0931		0.2		
Q-0932		0.7		
Q-0933		0.2		
Q-0934		0.3		
Q-0935		1.6		
Q-0936		0.2		
Q-0937	0.004	0.8	0.13	
Q-0938		0.1		
Q-0939		0.083		
Q-0940		0.8		
Q-0941	0.001	0.3	0.013	
Q-0942		9.1		
Q-0943	0.002	0.018	0.038	
Q-0944	0.001	0.028	0.036	
Q-0945		1.0		
Q-0946		1.1		
Q-0947		1.0		
Q-0948	0.001	0.1	0.053	
Q-0949		0.2		
Q-0950		6.2		
Q-0951	0.002	0.4	0.045	
Q-0952	0.001	0.3	0.083	
Q-0953	0.001	0.058	0.021	
Q-0954		9.0		
Q-0955		10		
Q-0956	0.001	0.086	0.014	
Q-0957		1.0		
Q-0958		10		
Q-0959		1.0		
Q-0960		0.2		
Q-0961		0.7		
Q-0962		0.3		
Q-0963		4.0		
Q-0964		8.9		
Q-0965		0.1		
Q-0966		1.3		
Q-0967		1.9		
Q-0968		0.4		
Q-0969	0.001	0.2	0.16	
Q-0970		0.4		
Q-0971		7.2		
Q-0972	0.001	0.065	0.014	
Q-0973	0.001	0.7	0.08	
Q-0974		0.1		

Q-0975		1.3		
Q-0976		1.1		
Q-0977	0.001	0.5	0.086	
Q-0978	0.001	0.081	0.059	
Q-0979		1.4		
Q-0980		1.3		
Q-0981		1.4		
Q-0982		10		
Q-0983		10		
Q-0984		0.4		
Q-0985		9.2		
Q-0986	0.002	0.7	0.11	
Q-0987		1.1		
Q-0988		0.069		
Q-0989		0.9		
Q-0990		0.2		
Q-0991		0.1		
Q-0992	0.003	0.8	0.098	
Q-0993	0.003	1.1	0.16	
Q-0994		3.0		
Q-0995	0.002	0.6	0.18	
Q-0996		1.9		
Q-0997		1.0		
Q-0998	0.001	0.3	0.092	
Q-0999		0.2		
Q-1000		0.9		
Q-1001		1.8		
Q-1002		3.4		
Q-1003	0.001	0.1	0.051	
Q-1004		3.1		
Q-1005	0.001	0.3	0.1	
Q-1006		1.4		
Q-1007	0.001	0.5	0.12	
Q-1008		0.3		
Q-1009		2.0		
Q-1010		4.0		
Q-1011		0.8		
Q-1012		1.3		
Q-1013		1.5		
Q-1014		1.4		
Q-1015		0.4		
Q-1016		2.4		
Q-1017		0.3		
Q-1018		0.7		
Q-1019		0.4		
Q-1020	0.002	0.3	0.20	
Q-1021		1.0		
Q-1022	0.002	0.1	0.041	
Q-1023		0.7		
Q-1024	0.001	0.3	0.056	
Q-1025		1.2		
Q-1026		1.7		
Q-1027		3.1		
Q-1028		1.1		
Q-1029		1.0		
Q-1030		3.1		
Q-1031		2.3		
Q-1032		10		

Q-1033	0.008	0.4	0.26	
Q-1034	0.002	0.2	0.16	
Q-1035		0.1		
Q-1036		0.07		
Q-1037		0.071		
Q-1038	0.002	0.3	0.34	
Q-1039		0.3		
Q-1040		0.3		
Q-1041	0.001	0.046	0.028	
Q-1042		1.0		
Q-1043		1.4		
Q-1044		1.0		
Q-1045		0.1		
Q-1046	0.001	0.1	0.083	
Q-1047	0.001	0.2	0.066	
Q-1048	0.001	0.2	0.05	
Q-1049	0.002	0.072	0.025	
Q-1050		1.4		
Q-1051	0.001	0.053	0.027	
Q-1052	0.001	0.044	0.083	
Q-1053	0.001	0.2	0.23	
Q-1054	0.001	0.028	0.06	
Q-1055	0.001	0.7	0.16	
Q-1056	0.003	0.016	0.055	
Q-1057	0.001	0.1	0.067	
Q-1058	0.002	0.093	0.15	
Q-1059	0.002	1.3	2.1	
Q-1060	0.002	0.2	0.22	
Q-1061	0.003	0.4	0.21	
Q-1062	0.001	0.1	0.097	
Q-1063	0.002	0.055	0.12	
Q-1064	0.002	0.2	0.22	
Q-1065	0.001	0.058	0.074	
Q-1066	0.001	0.3	0.082	
Q-1067	0.002	0.1	0.16	
Q-1070	0.002		0.20	
Q-1071	0.006		0.032	
Q-1072	0.002		0.055	
Q-1073	0.003		0.055	
Q-1074	0.001		0.022	
Q-1075	0.002		0.017	
Q-1076	0.001		0.035	
Q-1077	0.005		0.16	
Q-1078	0.005		0.036	
Q-1079	0.003		0.074	
Q-1080	0.002		0.025	
Q-1081	0.002		0.13	
Q-1082	0.004		0.12	
Q-1083	0.001		0.068	
Q-1084	0.002		0.013	
Q-1085	0.001		0.063	
Q-1086	0.001		0.084	
Q-1087	0.002		0.029	
Q-1088	0.004		0.29	
Q-1089	0.003		0.35	
Q-1090	0.001			
Q-1091	0.002		0.13	
Q-1092	0.001		0.33	

Q-1093	0.001		0.095	
Q-1094	0.001		0.099	
Q-1095	0.001		0.027	
Q-1096	0.001		0.018	
Q-1097	0.001		0.024	
Q-1098	0.001		0.21	
Q-1099	0.001		0.06	
Q-1100	0.001		0.031	
Q-1101	0.001		0.041	
Q-1102	0.001		0.058	
Q-1103	0.001		0.10	
Q-1104	0.003		0.11	
Q-1105	0.001		0.018	
Q-1106	0.001		0.093	
Q-1107	0.001		0.058	
Q-1108	0.001		0.05	
Q-1109	0.001		0.046	
Q-1110	0.002		0.043	
Q-1111	0.001		0.015	
Q-1112	0.001		0.037	
Q-1113	0.001		0.016	
Q-1114	0.001		0.024	
Q-1115	0.001		0.045	
Q-1116	0.001		0.076	
Q-1117	0.001		0.02	
Q-1118	0.001		0.11	
Q-1119	0.002		0.37	
Q-1120	0.001		0.097	
Q-1121	0.001		0.07	
Q-1122	0.001		0.025	
Q-1123	0.001		0.057	
Q-1124	0.001		0.035	
Q-1125	0.006		0.1	
Q-1126	0.001		0.048	
Q-1127	0.001		0.015	
Q-1128	0.002		0.048	
Q-1129	0.002		0.05	
Q-1130	0.001		0.057	
Q-1131	0.001		0.027	
Q-1132	0.001		0.04	
Q-1133	0.002		0.022	
Q-1134	0.003		0.025	
Q-1135	0.01		0.045	
Q-1136	0.002		0.014	
Q-1137	0.003		0.16	
Q-1138	0.02		0.36	
Q-1139	0.02		0.42	
Q-1140	0.008		0.23	
Q-1141	0.001		0.019	
Q-1142	0.001		0.075	
Q-1143	0.003		0.31	
Q-1144	0.001		0.07	
Q-1145	0.003		0.19	
Q-1146	0.005		0.38	
Q-1147	0.007		0.52	
Q-1148	0.01		0.54	
Q-1149	0.005		0.21	
Q-1150	0.001			

Q-1151	0.008		0.31	
Q-1152	0.008		0.38	
Q-1153	0.008		0.63	
Q-1154	0.005		0.35	
Q-1155	0.01		0.27	
Q-1156	0.006		0.11	
Q-1157	0.004		0.49	
Q-1158	0.002		0.13	
Q-1159	0.02		0.60	
Q-1160	0.003		0.11	
Q-1161	0.003		0.31	
Q-1162	0.001		0.095	
Q-1163	0.002		0.068	
Q-1164	0.001		0.037	
Q-1165	0.006		0.19	
Q-1166	0.005		0.02	
Q-1167	0.01		0.081	
Q-1168	0.003		0.058	
Q-1169	0.001		0.077	
Q-1170	0.001		0.16	
Q-1171	0.01		0.14	
Q-1172	0.003		0.18	
Q-1173	0.02		0.29	
Q-1174	0.001		0.022	
Q-1175	0.02		0.45	
Q-1176	0.009		0.28	
Q-1177	0.009		1.3	
Q-1178	0.009		2.6	
Q-1179	0.002		0.11	
Q-1180	0.002		0.047	
Q-1181	0.002		0.011	
Q-1182	0.001		0.048	
Q-1183	0.004		0.11	
Q-1184	0.002		0.037	
Q-1185	0.001		0.11	
Q-1186	0.001		0.036	
Q-1187	0.004		0.19	
Q-1188	0.006		0.29	
Q-1189				
Q-1190	0.01		0.059	
Q-1191	0.001		0.02	
Q-1192	0.001		0.04	
Q-1193	0.007		0.16	
Q-1194	0.002		0.06	
Q-1195	0.002		0.047	
Q-1196	0.003		0.052	
Q-1197	0.003		0.026	
Q-1198	0.001		0.017	
Q-1199	0.001		0.029	
Q-1200	0.001		0.15	
Q-1201	0.001		0.069	
Q-1202	0.005		0.26	
Q-1203	0.006		0.18	
Q-1204	0.001		0.017	
Q-1205	0.003		0.035	
Q-1206	0.001		0.07	
Q-1207	0.001		0.029	
Q-1208	0.001		0.061	

Q-1209	0.001		0.92	
Q-1210	0.002		0.084	
Q-1211	0.01		0.16	
Q-1212	0.001		0.013	
Q-1213	0.003		0.89	
Q-1214	0.006		1.0	
Q-1215	0.001		0.017	
Q-1216	0.001		0.046	
Q-1217	0.003		0.27	
Q-1218	0.003		0.13	
Q-1219	0.001		0.079	
Q-1220	0.001		0.022	
Q-1221	0.001		0.037	
Q-1222	0.001		0.025	
Q-1223	0.003		0.024	
Q-1224	0.009		0.37	
Q-1225	0.001		0.029	
Q-1226	0.007		0.41	
Q-1227	0.001		0.014	
Q-1228	0.001		0.017	
Q-1229	0.002		0.1	
Q-1230	0.01		0.18	
Q-1231	0.003		0.062	
Q-1232	0.001		0.056	
Q-1233	0.001		0.023	
Q-1234	0.002		0.027	
Q-1235	0.005		0.018	
Q-1236	0.006		0.048	
Q-1237	0.003		0.70	
Q-1238	0.002		0.079	
Q-1239	0.002		0.027	
Q-1240	0.001		0.035	
Q-1241	0.002		0.02	
Q-1242	0.005		0.032	
Q-1243	0.02		0.051	
Q-1244	0.001		0.036	
Q-1245	0.001		0.026	
Q-1246	0.004		0.10	
Q-1247	0.002		0.15	
Q-1249	0.002		0.046	
Q-1250	0.001		0.024	
Q-1251	0.05			
Q-1254	0.1		0.87	
Q-1255	0.1		0.58	
Q-1256	0.03		0.33	
Q-1259	0.1		0.36	
Q-1260	0.03		0.081	
Q-1263	0.1		0.37	
Q-1266	0.2			
Q-1269	0.005		0.053	
Q-1288	0.008		0.60	
Q-1289	0.002		0.07	
Q-1291	0.2		2.4	
Q-1292	5.0			
Q-1295	2.4			
Q-1296	0.6			
Q-1301	0.01		0.82	
Q-1305	0.1		1.2	

Q-1306	0.5			
Q-1311	5.0			
Q-1313	5.0			
Q-1320	0.02			
Q-1322	0.4			
Q-1341	5.0			
Q-1343	0.07			
Q-1344	0.009		0.32	
Q-1345	1.4			
Q-1346	0.05			
Q-1362	0.001		0.043	
Q-1365	1.0			
Q-1483	0.03			
Q-1535	0.001		0.11	
Q-1539	0.004		0.78	
Q-1558	0.002		0.092	
Q-1560	0.8			
Q-1563	5.0			
Q-1564	5.0			
Q-1565	5.0			
Q-1581	0.004		0.17	
Q-1591	0.003		0.11	
Q-1597	5.0			
Q-1641	5.0			
Q-1728	0.001		0.086	
Q-1794	0.002		0.25	
Q-1796	0.001		0.26	
Q-1797	0.001		0.079	
Q-1798	0.002			
Q-1799	0.001		0.10	
Q-1800	0.002			
Q-1801	0.002			
Q-1804	0.002			
Q-1805	0.001		0.13	
Q-1807	0.001		0.11	
Q-1814	0.002			
Q-1815	0.002			
Q-1818	0.001		0.095	
Q-1819	0.001		0.091	
Q-1820	0.001		0.094	
Q-1821	0.001		0.13	
Q-1822	0.001		0.12	
Q-1823	0.001		0.11	
Q-1824	0.003			
Q-1825	0.002			
Q-1826	0.002			
Q-1827	0.001			
Q-1829	0.002			
Q-1830	0.002			
Q-1831	0.003			
Q-1832	0.003			
Q-1833	0.001			
Q-1834	0.001			
Q-1835	0.004			
Q-1836	0.001		0.27	
Q-1837	0.001			
Q-1838	0.001		0.17	
Q-1839	0.002			

Q-1840	0.003			
Q-1841	0.001		0.087	
Q-1842	0.001		0.15	
Q-1845	0.002			
Q-1846	0.001		0.17	
Q-1847	0.001		0.064	
Q-1848	0.001		0.21	
Q-1857	0.001		0.15	
Q-1858	0.001		0.26	
Q-1859	0.001		0.16	
Q-1861	0.001		0.098	
Q-1862	0.002		0.25	
Q-1864	0.004			
Q-1866	0.002		0.08	
Q-1875	0.001		0.11	
Q-1876	0.001		0.11	
Q-1882	0.002		0.092	
Q-1884	0.001		0.084	
Q-1885	0.01			

Q-1886	0.002		0.11	
Q-1889	0.001		0.036	
Q-1925	0.001		0.17	
Q-1932	0.003		2.7	
Q-1984	0.001			
Q-1985	0.002			
Q-2007	0.001			
Q-2008	0.002		0.30	
Q-2009	0.002		0.37	
Q-2016	0.001		0.045	
Q-2017	0.002		0.17	
Q-2031	0.003			
Q-2032	0.006			
Q-2041	0.003			
Q-2043	0.005			
Q-2048	0.004			
Q-2054	0.004			
Q-2055	0.007			

Example 955 – Behavioral Pharmacology Models

[001100] Compounds were tested in standard behavioral pharmacology models for pain in rats as described in the literature (see, e.g., Latremoliere et al., *Neuron*, 86:1393-1406 (2015); Tegeder et al., *Nature Medicine*, 12:1269-1277 (2006)). Compounds were administered by oral gavage to rats that had undergone one of two nerve injury surgeries: spared nerve injury to injure two of the three peripheral branches of the sciatic nerve (SNI, Decosterd et al., *Pain*, 87:149-158 (2000)) or chronic constriction injury of the sciatic nerve (CCI, Bennett et al., *Pain*, 33:87-107 (1988)). Paw withdrawal thresholds to mechanical stimulation using calibrated von Frey filaments were used as measurement of neuropathic pain-like behaviors. Effect on pain behavior in these models is provided in Table 25.

Table 25

Compound	Model	Dose (mpk)	Dosing Schedule	Behavior Endpoint	Behavior Time Point	Behavior Significant effect
Q-1127	SNI	20	QD 3 days	mechanical	4 hrs	yes
Q-1133	CCI	10	QD 3 days	mechanical	4 hrs	yes
Q-1169	CCI	9.5	QD 3 days	mechanical	4 hrs	yes
Q-1195	SNI	15	QD 3 days	mechanical	4 hrs	yes
Q-1204	SNI	10	QD 3 days	mechanical	4 hrs	yes
Q-1242	SNI	10	QD 3 days	mechanical	4 hrs	yes
Q-1245	CCI	9.5	QD 3 days	mechanical	4 hrs	yes

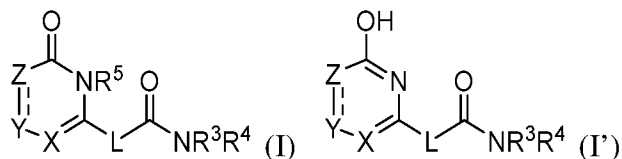
mpk=mg per kg

QD 3 days = daily for 3 days

[001101] The present invention is described in connection with preferred embodiments. However, it should be appreciated that the invention is not limited to the disclosed embodiments. It is understood that, given the description of the embodiments of the invention herein, various modifications can be made by a person skilled in the art. Such modifications are encompassed by the claims below.

WHAT IS CLAIMED IS:

1. A compound of formula I or I', or a pharmaceutically acceptable salt thereof:



wherein:

== is an optional double bond;

Z is CR¹ or NR¹, or if the double bond is present, then Z is CR¹ or N;

Y is NR² or CR², or if the double bond is present, then Y is N or CR²;

X is N or CR^{5a};

R¹ and R², taken together with the atoms to which they are attached form a 4-, 5-, 6-, or 7-membered ring; or

R¹ and R² are independently selected from the group consisting of H, C₁₋₅alkyl, C₃₋₅cycloalkyl, C₁₋₅haloalkyl, and halo;

R⁵ and R^{5a} are independently selected from the group consisting of H and C₁₋₅alkyl;

L is heteroaryl-C₀₋₅alkylene-, aryl-C₀₋₅alkylene-, -S-C₁₋₅alkylene-aryl, -S-C₁₋₅alkylene-heteroaryl, -C₁₋₅alkylene-S-aryl, or -C₁₋₅alkylene-S-heteroaryl;

R³ and R⁴, taken together with nitrogen atom to which they are attached form a 3-, 4-, 5-, 6-, or 7-membered monocyclic ring or 6-, 7-, 8-, 9-, 10-, 11-, 12-, 13-, or 14-membered spiro, fused, and/or bridged polycyclic (e.g., bicyclic) ring; or

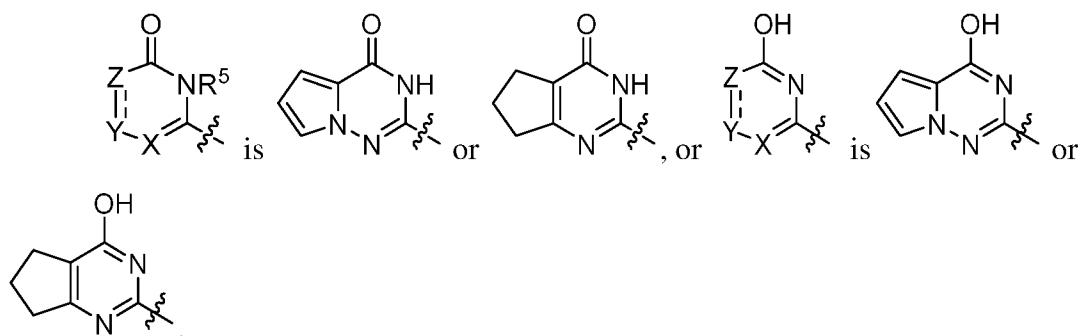
R³ is selected from the group consisting of H, C₁₋₅alkyl, C₃₋₁₀cycloalkyl, C₁₋₅haloalkyl, aryl, heteroaryl, and C₁₋₅alkylene-G,

R⁴ is selected from the group consisting of C₁₋₅alkyl, C₃₋₁₀cycloalkyl, C₁₋₅haloalkyl, aryl, heteroaryl, and C₁₋₅alkylene-G; and

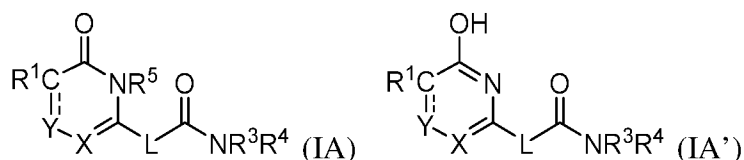
each G is independently selected from the group consisting of CN, aryl, heteroaryl, cycloalkyl, and heterocycloalkyl

with the proviso that the compound of formula I is not a compound having a structure as recited in Table D.

2. The compound of claim 1, wherein



3. The compound of claim 1, having a formula IA or IA':

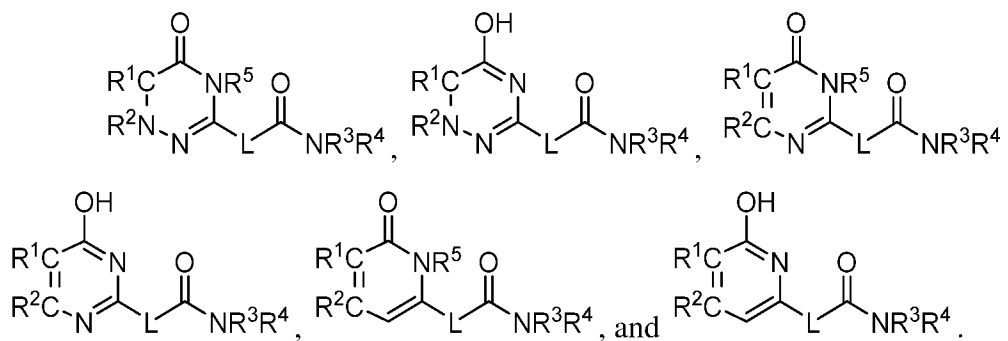


wherein:

Y is NR^2 or CR^2 , or if the double bond is present, then Y is CR^2 ; and

R^1 and R^2 , taken together with the atoms to which they are attached form a 4-, 5-, 6-, or 7-membered ring.

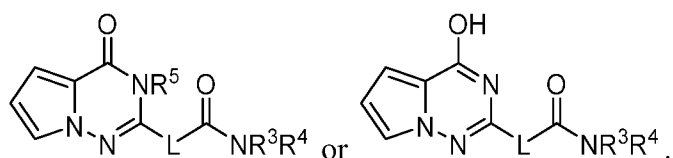
4. The compound of claim 3, having a structure selected from the group consisting of:



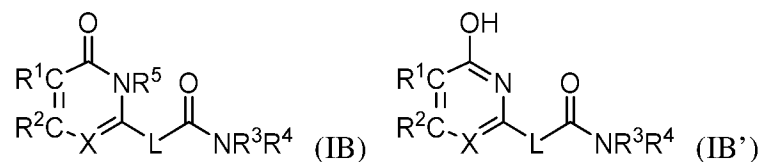
5. The compound of any one of claims 1, 3 or 4, wherein R^1 and R^2 , taken together with the atoms to which they are attached form a heteroaryl ring, an aryl ring, a heterocycloalkyl ring, or a cycloalkyl ring.

6. The compound of any one of claims 1 or 3 to 5, wherein R^1 and R^2 , taken together with the atoms to which they are attached form a pyrrole ring, a cyclopentene ring, a thiophene ring, a dihydrofuran ring, a cyclohexene ring, a pyrazole ring, a thiazole ring, a benzene ring, an imidazole ring, or a cyclobutene ring.

7. The compound of claim 4, having a structure:

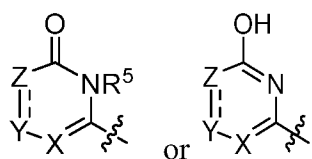


8. The compound of claim 1, having a formula IB or IB':

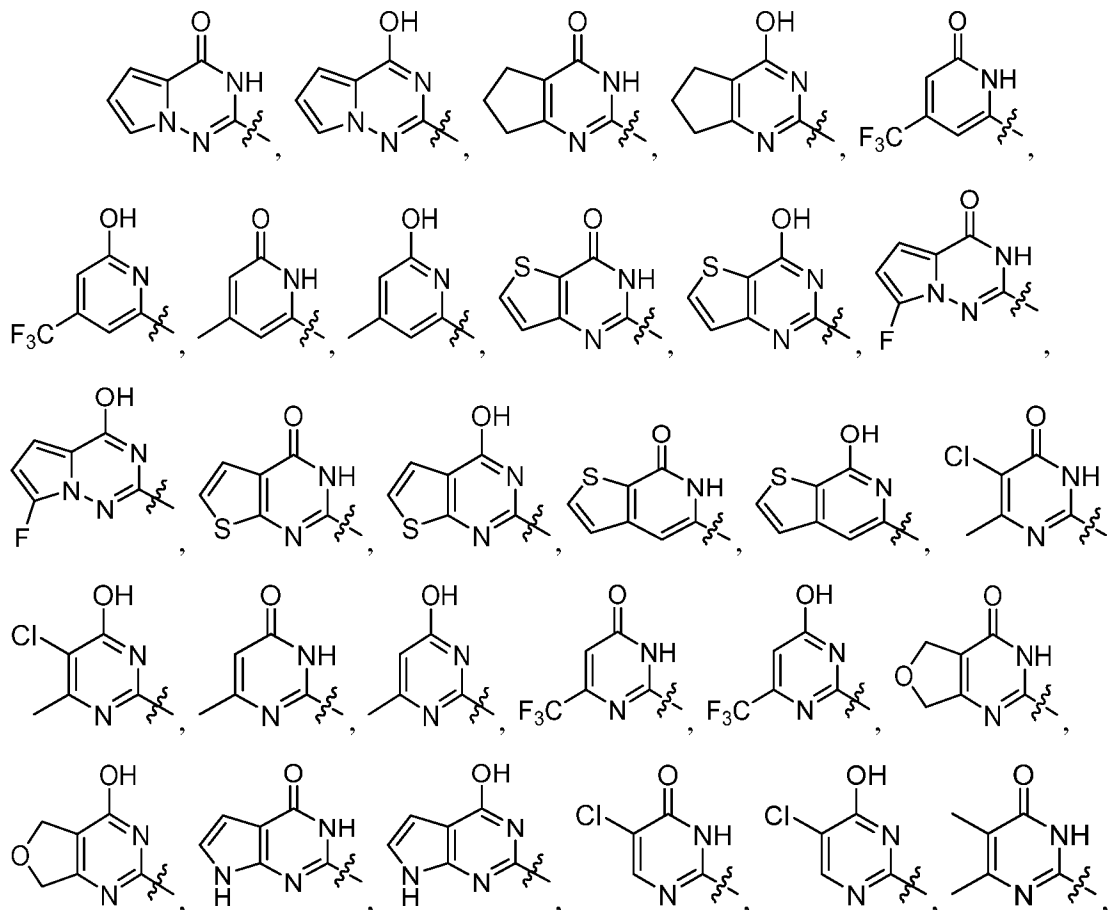


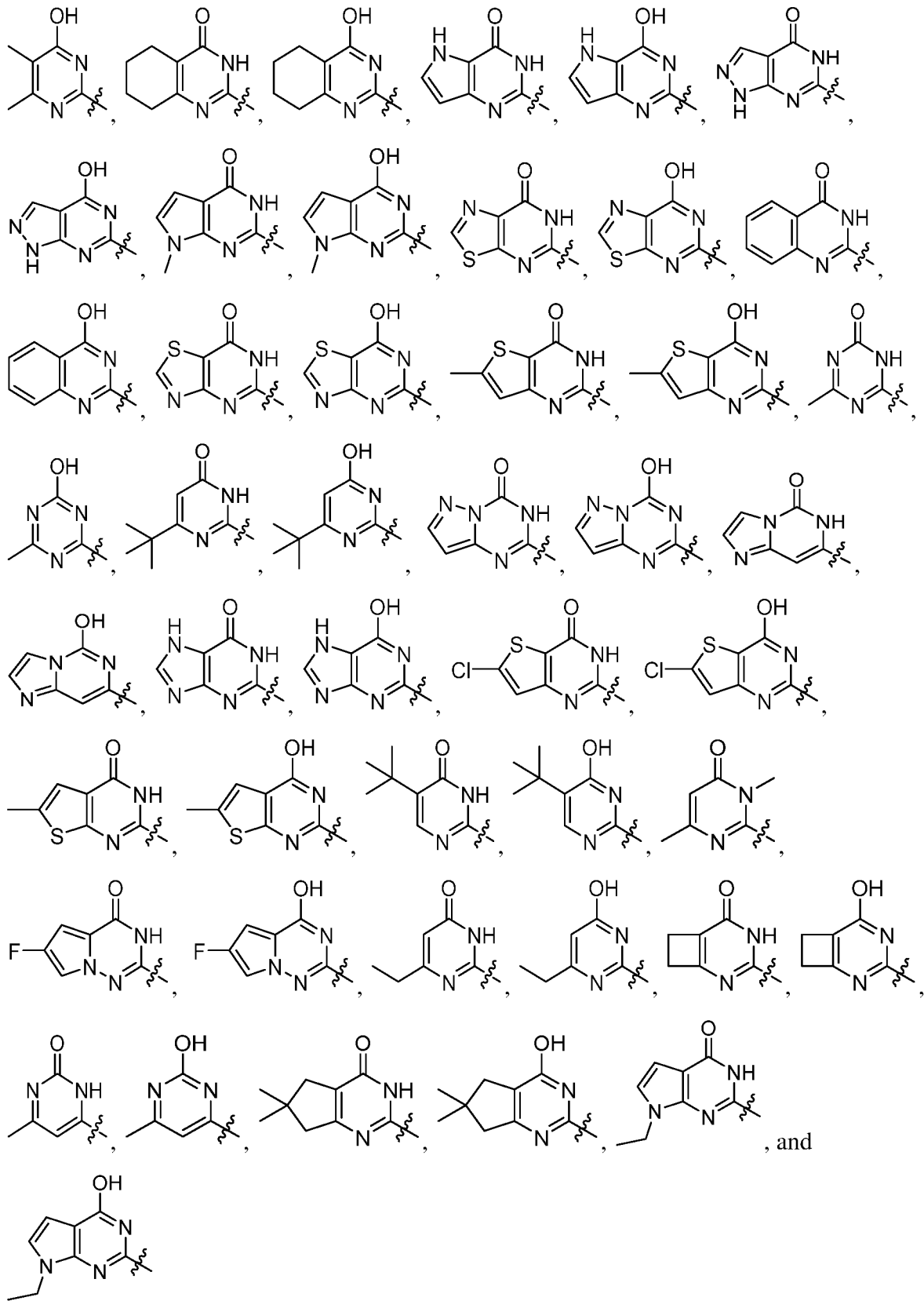
wherein R¹ and R² are independently selected from the group consisting of H, C₁₋₅alkyl, C₃₋₅cycloalkyl, C₁₋₅haloalkyl, and halo.

9. The compound of claim 1, wherein

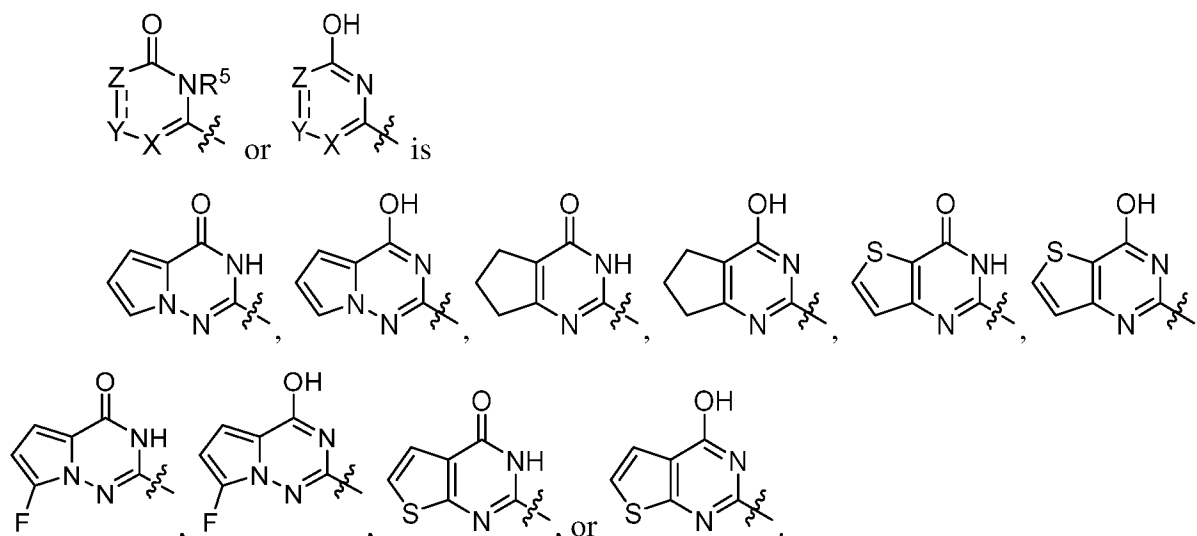


is selected from the group consisting of:

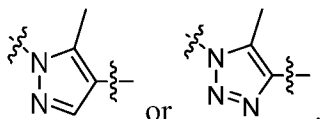




10. The compound of claim 9, wherein



11. The compound of any one of claims 1 to 10, wherein L is

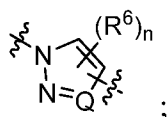


12. The compound of any one of claims 1 to 10, wherein L is heteroaryl or aryl.

13. The compound of claim 12, wherein L is a 5- or 6-membered heteroaryl ring.

14. The compound of any one of claims 1 to 10, wherein L is selected from the group consisting of pyrazolyl, triazolyl, thiazolyl, pyridinyl, imidazolyl, phenyl, thiophenyl, pyrrolyl, and indolyl.

15. The compound of any one of claims 1 to 10, wherein L is



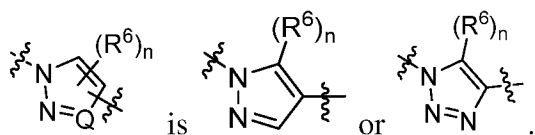
n is 0 or 1;

Q is CH, CR⁶, or N;

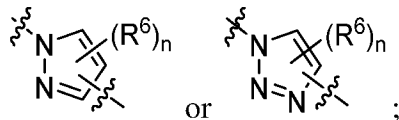
each R⁶ is selected from the group consisting of C₁₋₅alkyl, C₃₋₅cycloalkyl, heterocycloalkyl, C₁₋₅haloalkyl, halo, benzyl, C₁₋₅haloalkylene-OH, C₁₋₅alkylene-CN, C₁₋₅alkoxy, C₁₋₅haloalkoxy, aryloxy, heteroaryloxy, CN, OH, -NHR¹¹, -NR¹¹CO₂R^{11a}, -SO₂R¹¹, -SO₂NHR¹¹, -SOR¹¹, -CO₂R¹¹, -CONHR¹¹, aryl, and heteroaryl; and

R¹¹ and R^{11a} are each independently selected from the group consisting of H, C₁₋₅alkyl, C₁₋₅haloalkyl, -C₀₋₅alkylene-C₃₋₆cycloalkyl, -C₀₋₅alkylene-heterocycloalkyl, -C₀₋₅alkylene-aryl, and -C₀₋₅alkylene-heteroaryl.

16. The compound of claim 15, wherein



17. The compound of any one of claims 1 to 10, wherein L is

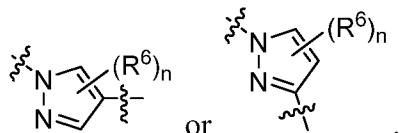


n is 0, 1, or 2;

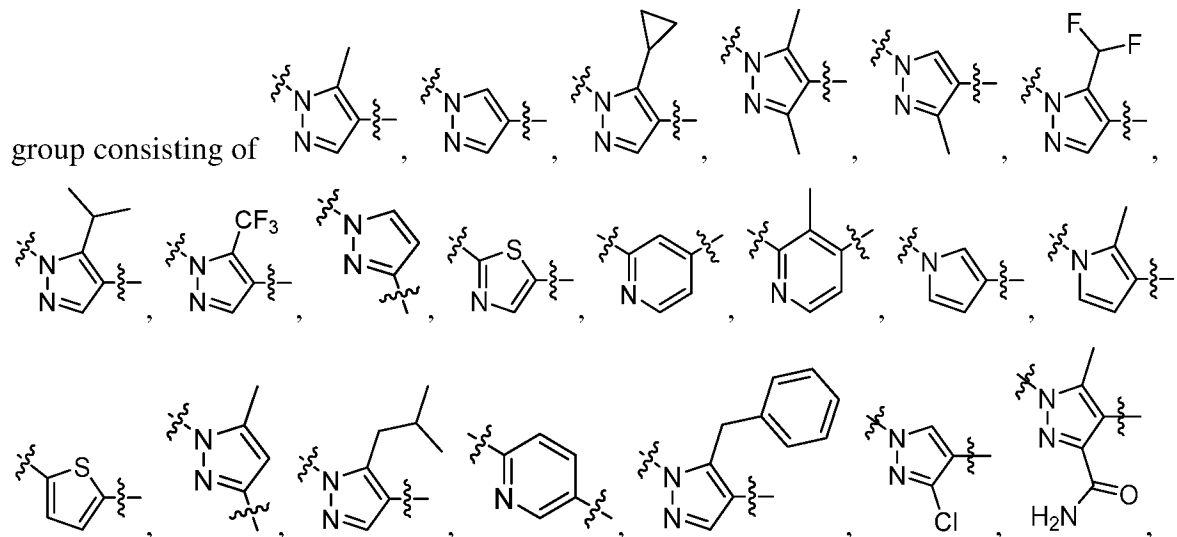
R⁶ is selected from the group consisting of C₁₋₅alkyl, C₃₋₅cycloalkyl, heterocycloalkyl, C₁₋₅haloalkyl, halo, benzyl, C₁₋₅haloalkylene-OH, C₁₋₅alkylene-CN, C₁₋₅alkoxy, C₁₋₅haloalkoxy, aryloxy, heteroaryloxy, CN, OH, -NHR¹¹, -NR¹¹CO₂R^{11a}, -SO₂R¹¹, -SO₂NHR¹¹, -SOR¹¹, -CO₂R¹¹, -CONHR¹¹, aryl, and heteroaryl; and

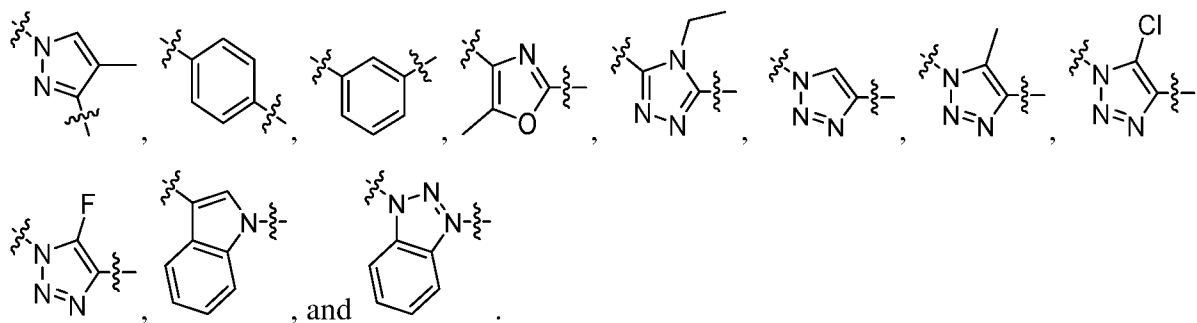
R¹¹ and R^{11a} are each independently selected from the group consisting of H, C₁₋₅alkyl, C₁₋₅haloalkyl, -C₀₋₅alkylene-C₃₋₆cycloalkyl, -C₀₋₅alkylene-heterocycloalkyl, -C₀₋₅alkylene-aryl, and -C₀₋₅alkylene-heteroaryl.

18. The compound of claim 17, wherein L is



19. The compound of any one of claims 1 to 10, wherein L is selected from the





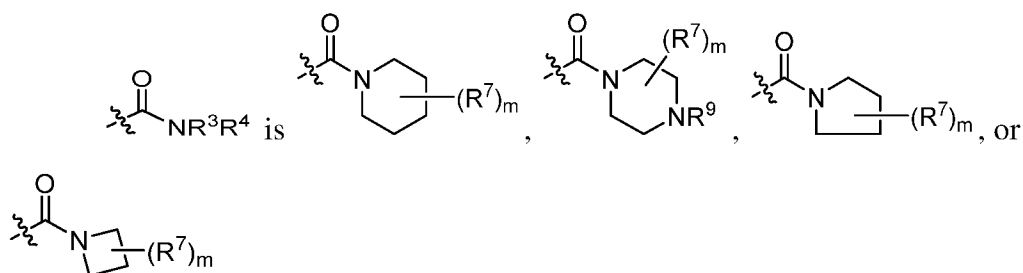
20. The compound of any one of claims 1 to 10, wherein L is aryl-C₁₋₅alkylene- or heteroaryl-C₁₋₅alkylene-.

21. The compound of any one of claims 1 to 10, wherein L is -S-C₁₋₅alkylene-aryl, -S-C₁₋₅alkylene-heteroaryl, -C₁₋₅alkylene-S-aryl, or -C₁₋₅alkylene-S-heteroaryl.

22. The compound of any one of claims 1 to 21, wherein R³ and R⁴, taken together with the nitrogen atom to which they are attached form a 3-, 4-, 5-, 6-, or 7-membered ring.

23. The compound of claim 22, wherein the 3-, 4-, 5-, 6-, or 7-membered ring is piperidinyl, pyrrolidinyl, azetidiny, piperazinyl, morpholinyl, thiomorpholinyl, aziridinyl, oxaziridinyl, imidazolidinyl, pyrazolidinyl, oxazolidinyl, isoxazolidinyl, thiazolidinyl, isothiazolidinyl, azepanyl, diazepanyl, or diazabicycloheptane.

24. The compound of any one of claims 1 to 21, wherein



m is 0, 1, 2, or 3;

R⁷ and R⁹ are each independently selected from the group consisting of halo, C₁₋₅alkyl, C₃₋₅cycloalkyl, heterocycloalkyl, C₁₋₅haloalkyl, C₁₋₅haloalkylene-OH, C₁₋₅alkylene-CN, C₁₋₅alkoxy, C₁₋₅haloalkoxy, aryloxy, heteroaryloxy, CN, OH, -NHR⁸, -NR⁸CO₂R^{8a}, -SO₂R⁸, -CO₂R⁸, -CONHR⁸, aryl, and heteroaryl, or

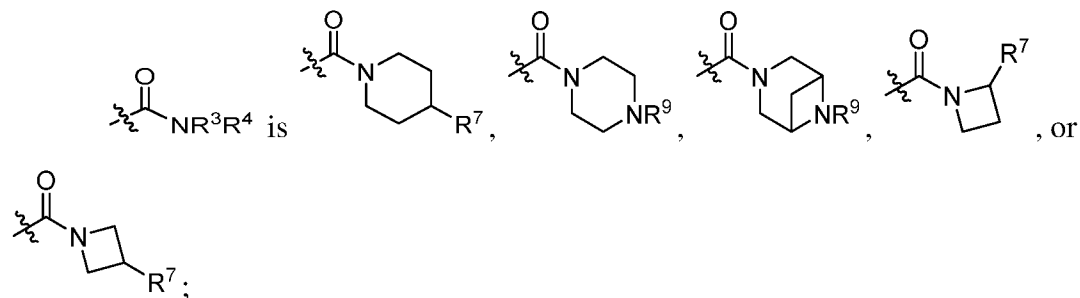
two R⁷ groups, together with the carbon atom(s) to which they are attached, form a 3-, 4-, 5-, 6-, 7-, or 8-membered cycloalkyl, a 3-, 4-, 5-, 6-, 7-, or 8-membered heterocycloalkyl, aryl, or a 5- or 6-membered heteroaryl ring; and

R⁸ and R^{8a} are each independently selected from the group consisting of H, C₁₋₅alkyl,

C₁₋₅haloalkyl, -C₀₋₅alkylene-C₃₋₆cycloalkyl, -C₀₋₅alkylene-heterocycloalkyl, -C₀₋₅alkylene-aryl, and -C₀₋₅alkylene-heteroaryl; or

one R⁷ group and R⁹, together with the atoms to which they are attached, form a 5- or 6-membered heterocyclic or heteroaryl ring.

25. The compound of any one of claims 1 to 24, wherein



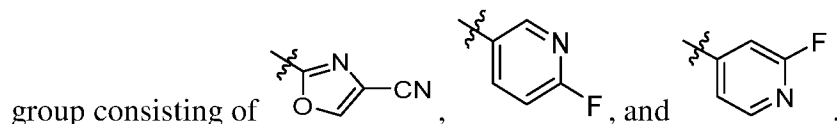
R⁷ and R⁹ are each independently selected from the group consisting of halo, C₁₋₅alkyl, C₃₋₅cycloalkyl, heterocycloalkyl, C₁₋₅haloalkyl, C₁₋₅haloalkylene-OH, C₁₋₅alkylene-CN, C₁₋₅alkoxy, C₁₋₅haloalkoxy, aryloxy, heteroaryloxy, CN, OH, -NHR⁸, -NR⁸CO₂R^{8a}, -SO₂R⁸, -CO₂R⁸, -CONHR⁸, aryl, and heteroaryl; and

R⁸ and R^{8a} are each independently selected from the group consisting of H, C₁₋₅alkyl, C₁₋₅haloalkyl, -C₀₋₅alkylene-C₃₋₆cycloalkyl, -C₀₋₅alkylene-heterocycloalkyl, -C₀₋₅alkylene-aryl, and -C₀₋₅alkylene-heteroaryl.

26. The compound of any one of claims 1 to 25, wherein R⁷ or R⁹ is selected from the group consisting of C₃₋₅cycloalkyl, heterocycloalkyl, aryloxy, heteroaryloxy, aryl, and heteroaryl.

27. The compound of any one of claims 1 to 26, wherein R⁷ is oxazolyl or pyridinyl, each of which is optionally substituted with CN or F.

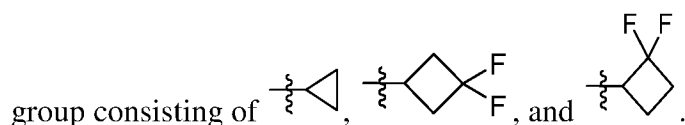
28. The compound of any one of claims 1 to 27, wherein R⁷ is selected from the



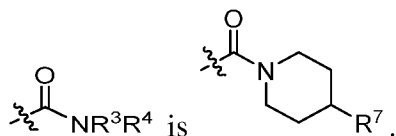
29. The compound of any one of claims 1 to 28, wherein R⁹ is C₃₋₅cycloalkyl.

30. The compound of any one of claims 1 to 29, wherein R⁹ is cyclopropyl or cyclobutyl, each of which is optionally substituted with 1, 2, 3, or 4 F atoms.

31. The compound of any one of claims 1 to 30, wherein R^9 is selected from the



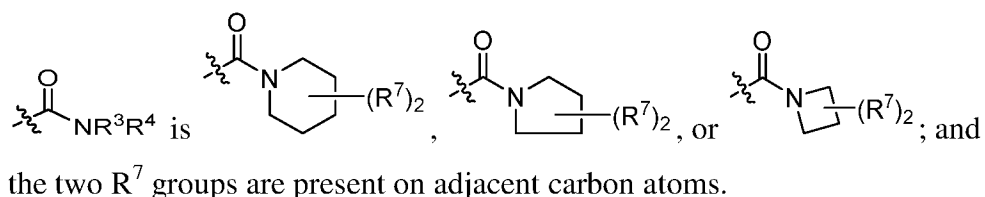
32. The compound of claim 24, wherein



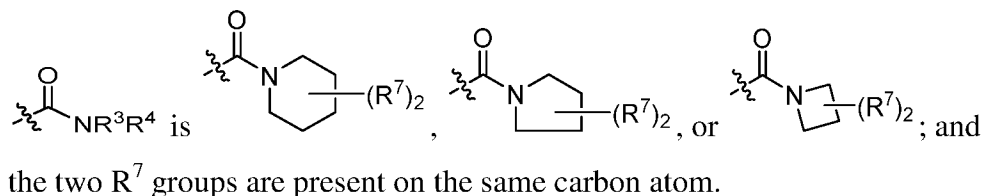
33. The compound of claim 24 or 32, wherein at least one R^7 or R^9 is F, CF_3 , CH_3 , CH_2CH_3 , $-CH_2CF_3$, cyclopropyl, 1-cyano-cyclopropyl, CN, $-C(CH_3)_2CN$, $-CH(CN)CH_2CH_3$, 3,3-difluoropyrrolidine, $-OH$, $-OCH_3$, $-OCH_2CH_3$, $-OCH_2CF_3$, $-C(OH)(CF_3)_2$, $-C(OH)CH_3CF_3$, $-CO_2C(CH_3)_3$, $-CONHC(CH_3)_3$, $-N(CH_3)CO_2C(CH_3)_3$, phenoxy, phenylsulfonyl, 3,4-difluorobenzenesulfonyl, phenyl, fluorophenyl, difluorophenyl, cyanophenyl, indolyl, difluoropyrrolidinyl, or benzothiazolyl, or two R^7 groups, together with the carbon atoms to which they are attached, form a fused benzene ring.

34. The compound of claim 33, wherein at least one R^7 is 3-indolyl, 6-fluoro-3-indolyl, N-methyl-3-indolyl, 4-indolyl, 2-benzothiazolyl, or 5-fluoro-2-benzothiazolyl.

35. The compound of claim 24, wherein



36. The compound of claim 24, wherein



37. The compound of claim 24, wherein R^9 is $-C_{0-5}$ alkylene-aryl.

38. The compound of claim 37, wherein R^9 is 2,4-difluorophenyl, 5-fluorophenyl, phenyl, or 2-chlorophenyl.

39. The compound of any one of claims 1 to 21, wherein R³ and R⁴, taken together with the nitrogen atom to which they are attached form a 6-, 7-, 8-, 9-, 10-, 11-, 12-, 13-, or 14-membered spiro, fused, or bridged polycyclic (e.g., bicyclic) ring.

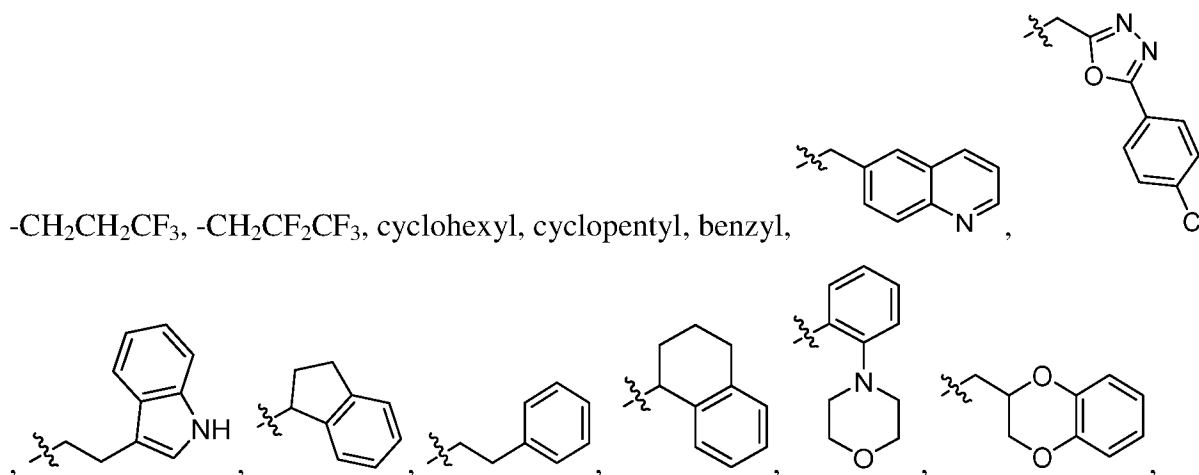
40. The compound of claim 39, wherein the 6- to 14-membered spiro, fused, or bridged bicyclic ring is 10-azabicyclodecane, 9-azabicyclononane, 8-azabicyclooctane, azabicycloheptane, 3-azabicyclohexane, diazabicyclononane, diazabicyclooctane, diazabicycloheptane, diazaspirononane, azaspirononane, diazaspirononane, azaspirononane, diazaspirononane, azaspirononane, spiro[isobenzofuran-piperidine, diazaspirononane, azaspirononane, octahydrocyclopenta[*b*]pyrrole, or octahydrocyclopenta[*c*]pyrrole.

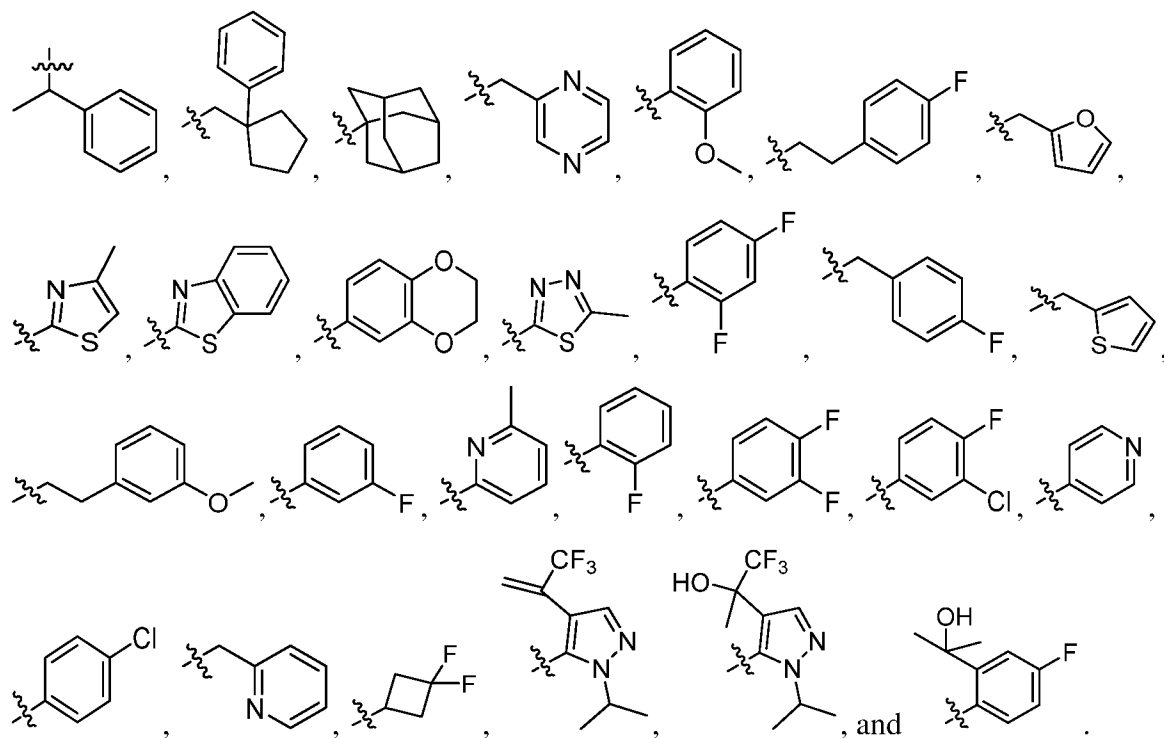
41. The compound of claim 39 or 40, wherein the 6- to 14-membered spiro, fused, or bridged polycyclic (e.g., bicyclic) ring is substituted with one or two substituents independently selected from the group consisting of halo, C₁₋₅alkyl, C₁₋₅haloalkyl, C₁₋₅alkoxy, aryloxy, heteroaryloxy, CN, OH, -SO₂R¹⁰, -CO₂R¹⁰, -CONHR¹⁰, C₃₋₅cycloalkyl, oxo, aryl, and heteroaryl; and

R¹⁰ is selected from the group consisting of H, C₁₋₅alkyl, -C₀₋₅alkylene-aryl, and -C₀₋₅alkylene-heteroaryl.

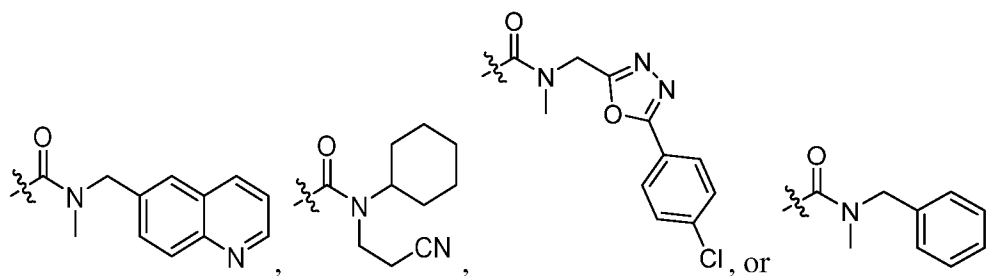
42. The compound of claim 41, wherein at least one substituent is cyclopropyl, F, -CO₂C(CH₃)₃, -CH₂CF₃, CF₃, fluorophenyl, cyanophenyl, OH, or phenyl.

43. The compound of any one of claims 1 to 21, wherein
 R³ is selected from the group consisting H, CH₃, -CH₂CH₃, -CH₂CH₂CH₃, -CH(CH₃)₂, -CH₂CF₃, -CH₂CH₂CN, -CH₂CH(OH)CF₃, and benzyl; and
 R⁴ is selected from the group consisting of CH₃, -CH₂CH₃, -CH₂CH₂CH₃,

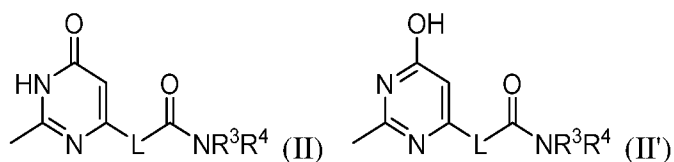




44. The compound of claim 43, wherein NR^3R^4 is



45. A compound of formula II or II', or a pharmaceutically acceptable salt thereof:



wherein L is heteroaryl or aryl; and

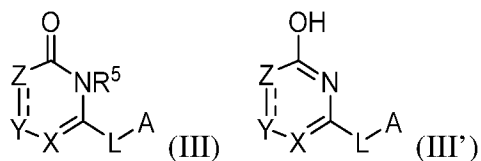
R^3 is selected from the group consisting of H, C_{1-5} alkyl, C_{3-10} cycloalkyl, C_{1-5} haloalkyl, aryl, heteroaryl, and C_{1-5} alkylene-G;

R^4 is selected from the group consisting of C_{1-5} alkyl, C_{3-10} cycloalkyl, C_{1-5} haloalkyl, aryl, heteroaryl, and C_{1-5} alkylene-G; or

R^3 and R^4 , taken together with the nitrogen atom to which they are attached form a 3-, 4-, 5-, 6-, or 7-membered monocyclic ring or a 6-, 7-, 8-, 9-, 10-, 11-, 12-, 13-, or 14-membered spiro, fused, or bridged bicyclic ring, and

each G is independently selected from the group consisting of CN, aryl, heteroaryl, cycloalkyl, and heterocycloalkyl.

46. A compound of formula III or III', or a pharmaceutically acceptable salt thereof:



wherein:

== is an optional double bond;

Z is CR¹ or NR¹, or if the double bond is present, then Z is CR¹ or N;

Y is CR² or NR², or if the double bond is present, then Y is CR² or N;

X is CH or N;

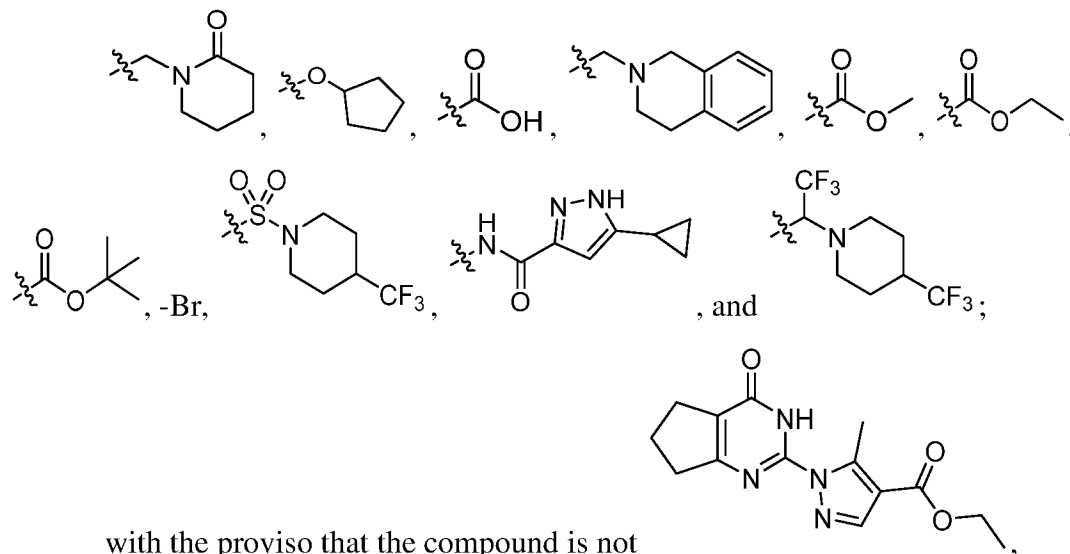
R¹ and R² are independently selected from the group consisting of H, C₁₋₅alkyl, C₃₋₅cycloalkyl, C₁₋₅haloalkyl, and halo; or

R¹ and R², taken together with the atoms to which they are attached form a 5- to 6-membered ring;

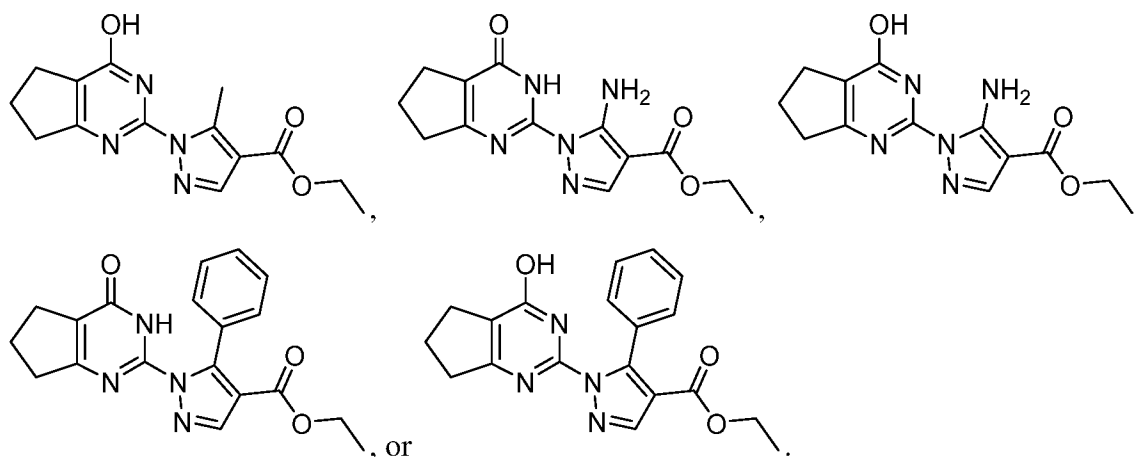
R⁵ is selected from the group consisting of H and C₁₋₅alkyl;

L is heteroaryl-C₀₋₅alkylene-, aryl-C₀₋₅alkylene-, -S-C₁₋₅alkylene-aryl, -S-C₁₋₅alkylene-heteroaryl, -C₁₋₅alkylene-S-aryl, or -C₁₋₅alkylene-S-heteroaryl;

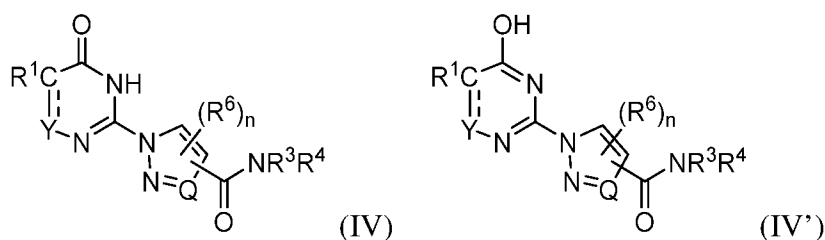
A is selected from the group consisting of



with the proviso that the compound is not



47. A compound of formula IV or IV', or a pharmaceutically acceptable salt thereof:



wherein:

== is an optional double bond;

Y is NR², or if the double bond is present, then Y is CR²;

R¹ and R², taken together with the atoms to which they are attached form a 5-membered ring;

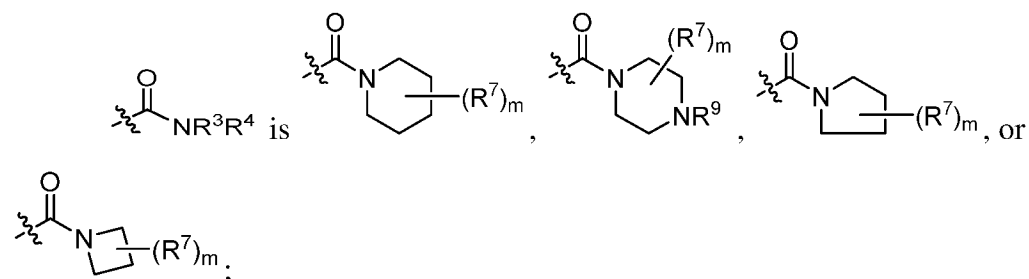
n is 0 or 1;

each R⁶ is selected from the group consisting of C₁₋₅alkyl, C₃₋₅cycloalkyl, C₁₋₅haloalkyl, halo, and benzyl;

Q is CH, CR⁶, or N;

R³ and R⁴, taken together with nitrogen atom to which they are attached form a 3-, 4-, 5-, 6-, or 7-membered monocyclic ring or 6-, 7-, 8-, 9-, 10-, 11-, 12-, 13-, or 14-membered spiro, fused, or bridged bicyclic ring.

48. The compound of claim 47, wherein



m is 0, 1, 2, or 3;

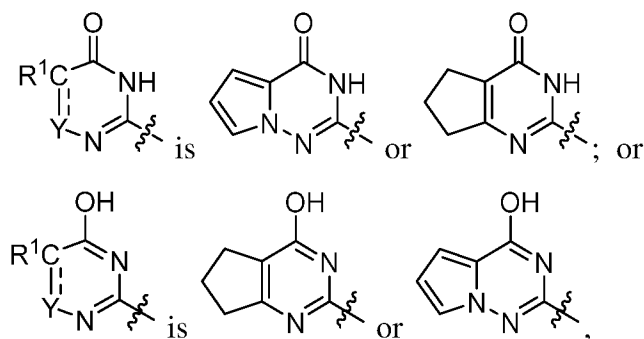
R^7 and R^9 are each independently selected from the group consisting of halo, C_{1-5} alkyl, C_{3-5} cycloalkyl, heterocycloalkyl, C_{1-5} haloalkyl, C_{1-5} haloalkylene-OH, C_{1-5} alkylene-CN, C_{1-5} alkoxy, C_{1-5} haloalkoxy, aryloxy, heteroaryloxy, CN, OH, $-NHR^8$, $-NR^8CO_2R^{8a}$, $-SO_2R^8$, $-CO_2R^8$, $-CONHR^8$, aryl, and heteroaryl, or

two R^7 groups, together with the carbon atom(s) to which they are attached, form a 3-, 4-, 5-, 6-, 7-, or 8-membered cycloalkyl, a 3-, 4-, 5-, 6-, 7-, or 8-membered heterocycloalkyl, aryl, or a 5- or 6-membered heteroaryl ring; and

R^8 and R^{8a} are each independently selected from the group consisting of H, C_{1-5} alkyl, C_{1-5} haloalkyl, $-C_{0-5}$ alkylene- C_{3-6} cycloalkyl, $-C_{0-5}$ alkylene-heterocycloalkyl, $-C_{0-5}$ alkylene-aryl, and $-C_{0-5}$ alkylene-heteroaryl; or

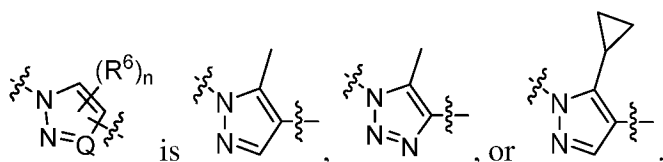
one R^7 group and R^9 , together with the atoms to which they are attached, form a 5- or 6-membered heterocycloalkyl or heteroaryl ring.

49. The compound of claim 47 or 48, wherein



and is optionally substituted with one to four substituents selected from the group consisting of F, Cl, and C_{1-3} alkyl.

50. The compound of any one of claims 47-49, wherein



51. The compound of any one of claims 47-50, wherein two R^7 groups are present on adjacent carbon atoms.

52. The compound of claim 51, wherein the two R^7 groups, together with the carbons to which they are attached, form a 3-, 4-, 5-, 6-, or 7-membered heterocycloalkyl or cycloalkyl group.

53. The compound of any one of claims 47-51, wherein two R⁷ groups are present on the same carbon atom.

54. The compound of claim 53, wherein the two R⁷ groups, together with the carbon to which they are attached, form a 3-, 4-, 5-, 6-, or 7-membered heterocycloalkyl or cycloalkyl group.

55. The compound of claim 52 or 54, wherein the 3-, 4-, 5-, 6-, or 7-membered heterocycloalkyl or cycloalkyl group is substituted with one or two substituents selected from the group consisting of fluoro, hydroxy, cyano, methyl, ethyl, trifluoromethyl, trifluoroethyl, cyanopropyl, methoxy, trifluoromethoxy, trifluoroethoxy, hexafluorohydroxypropyl, cyclopropyl, 1-cyano-cyclopropyl, 1-trifluoromethylcyclopropyl, 3,3-difluoropyrrolidine, C(O)-t-butoxy, phenyl, fluorophenyl, difluorophenyl, cyanophenyl, indolyl, difluoropyrrolindinyl, benzothiazolyl, and N(methyl)C(O)t-butoxy.

56. The compound of claim 47, wherein the 6- to 14-membered spiro, fused, or bridged bicyclic ring is 10-azabicyclodecane, 9-azabicyclononane, 8-azabicyclooctane, azabicycloheptane, 3-azabicyclohexane, diazabicyclononane, diazabicyclooctane, diazabicycloheptane, diazaspirononane, azaspirononane, diazaspirononane, azaspirononane, diazaspirononane, azaspirononane, diazaspirononane, azaspirononane, spiro[isobenzofuran-piperidine, diazaspirononane, azaspirononane, octahydrocyclopenta[*b*]pyrrole, or octahydrocyclopenta[*c*]pyrrole.

57. The compound of claim 56, wherein the 6- to 14-membered spiro, fused, or bicyclic ring is substituted with one or two substituents independently selected from the group consisting of halo, C₁₋₅alkyl, C₁₋₅haloalkyl, C₁₋₅alkoxy, aryloxy, heteroaryloxy, CN, OH, -SO₂R¹⁰, -CO₂R¹⁰, -CONHR¹⁰, C₃₋₅cycloalkyl, aryl, and heteroaryl; and

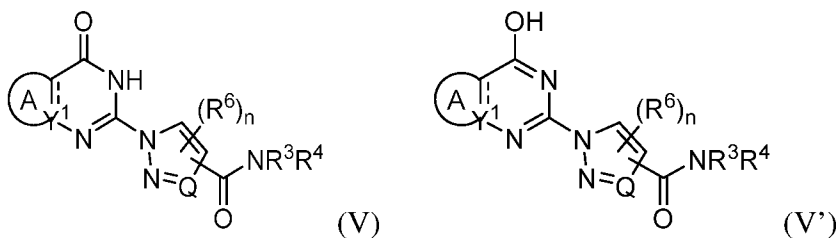
R¹⁰ is selected from the group consisting of H, C₁₋₅alkyl, -C₀₋₅alkylene-aryl, and -C₀₋₅alkylene-heteroaryl.

58. A compound as listed in Table C.

59. A compound as listed in Table A.

60. A compound as listed in Table B.


61. A compound of formula V or V', or a pharmaceutically acceptable salt thereof:



wherein:

== is an optional double bond;

Y¹ is N, or if the double bond is present, then Y¹ is C;

 is a 5-membered ring;


n is 0 or 1;

each R⁶ is selected from the group consisting of C₁₋₅alkyl, C₃₋₅cycloalkyl,

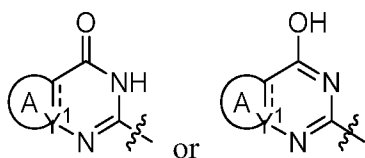
C₁₋₅haloalkyl, halo, and benzyl;

Q is CH, CR⁶, or N;

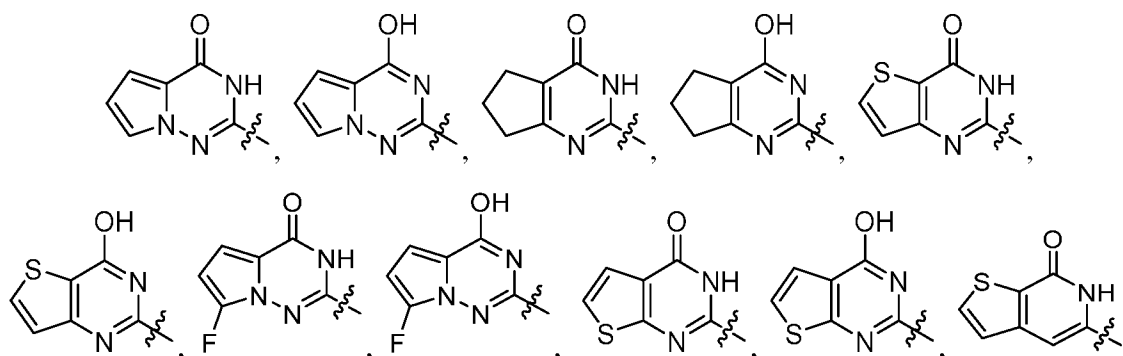
R³ and R⁴, taken together with nitrogen atom to which they are attached form a 3-, 4-, 5-, 6-, or 7-membered monocyclic ring or 6-, 7-, 8-, 9-, 10-, 11-, 12-, 13-, or 14-membered spiro, fused, and/or bridged polycyclic ring.

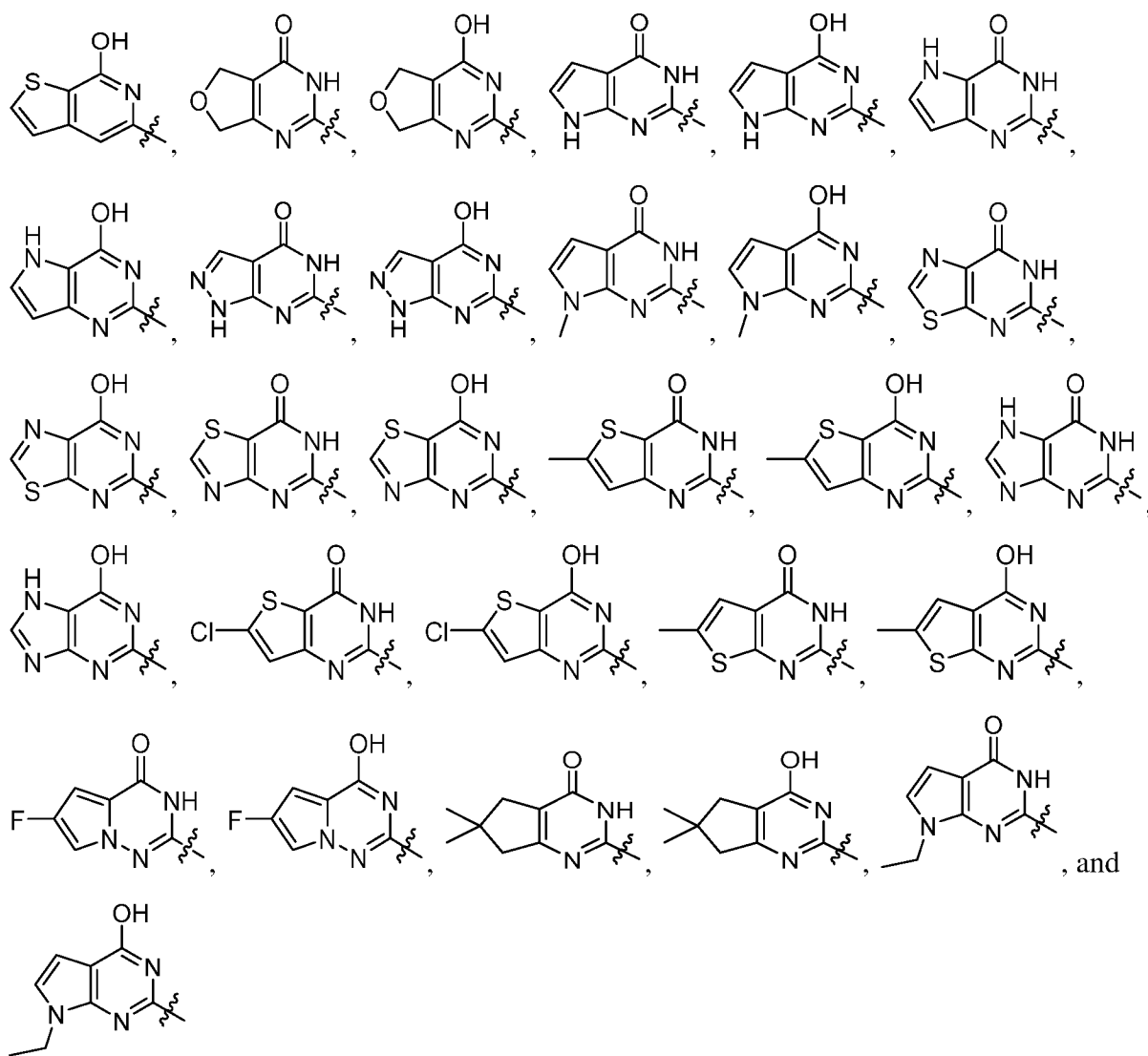
62. The compound of claim 61, wherein  is a pyrrole ring, a cyclopentene ring, a thiophene ring, a dihydrofuran ring, a pyrazole ring, a thiazole ring, or an imidazole ring.

63. The compound of claim 61 or 62, wherein

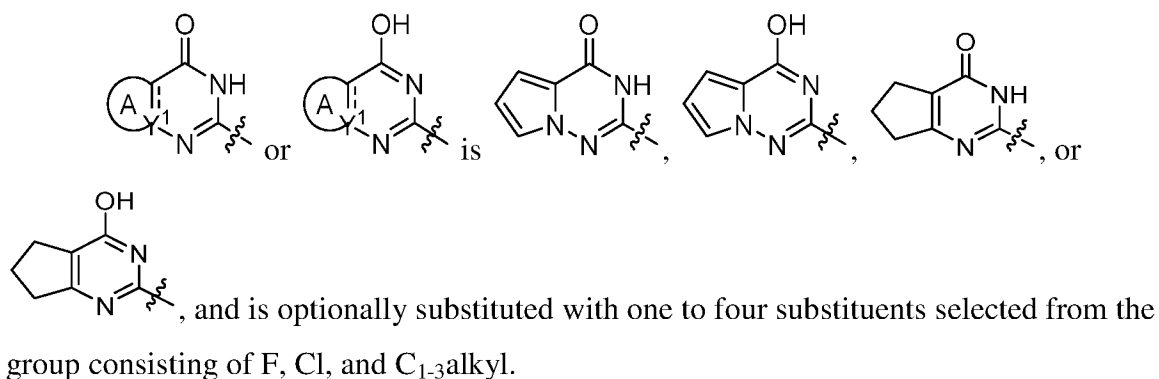


is selected from the group consisting of:

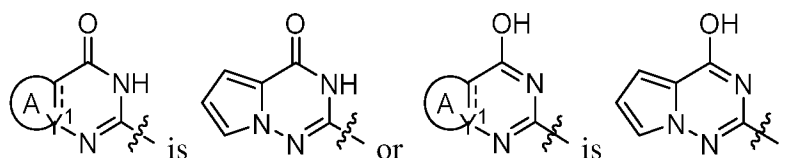




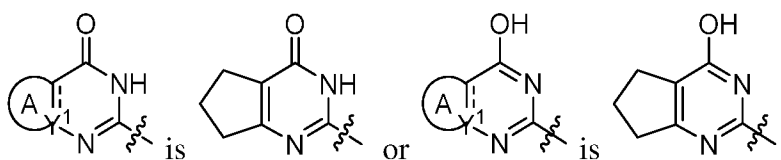
64. The compound of any one of claims 61-63, wherein



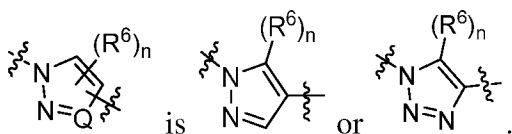
65. The compound of any one of claims 61-64, wherein



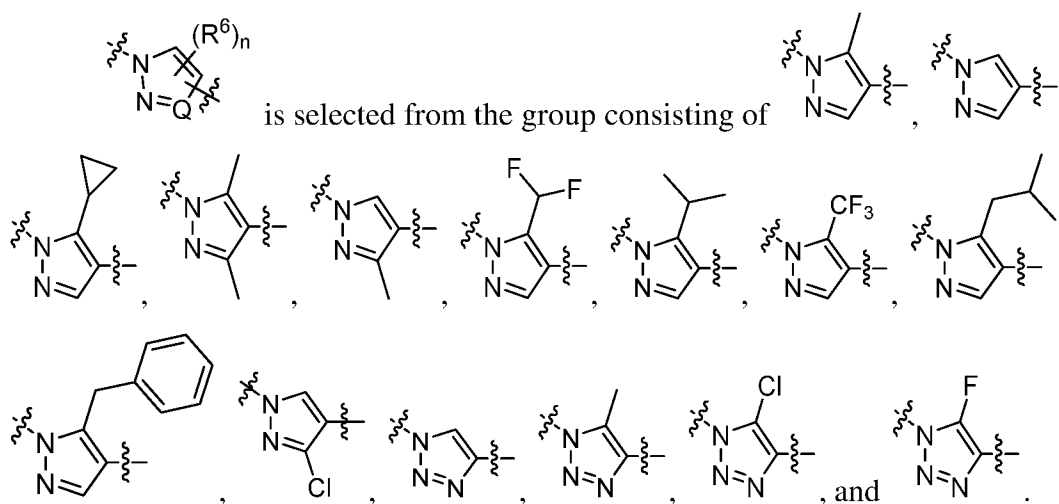
66. The compound any one of claims 61-64, wherein



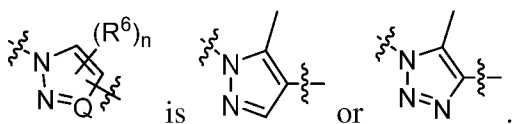
67. The compound of any one of claims 61-66, wherein



68. The compound of any one of claims 61-67, wherein



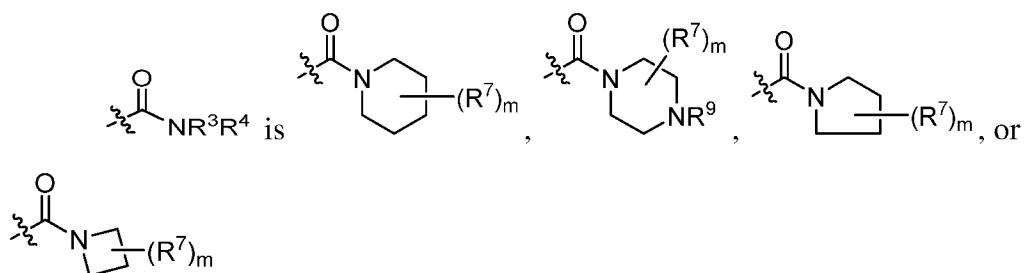
69. The compound of any one of claims 61-68, wherein



70. The compound of any one of claims 61-69, wherein R^3 and R^4 , taken together with nitrogen atom to which they are attached form a 3-, 4-, 5-, 6-, or 7-membered ring.

71. The compound of claim 70, wherein the 3-, 4-, 5-, 6-, or 7-membered ring is piperidinyl, pyrrolidinyl, azetidiny, piperazinyl, morpholinyl, thiomorpholinyl, aziridinyl, oxaziridinyl, imidazolidinyl, pyrazolidinyl, oxazolidinyl, isoxazolidinyl, thiazolidinyl, isothiazolidinyl, azepanyl, diazepanyl, or diazabicycloheptane.

72. The compound of any one of claims 61-71, wherein



m is 0, 1, 2, or 3;

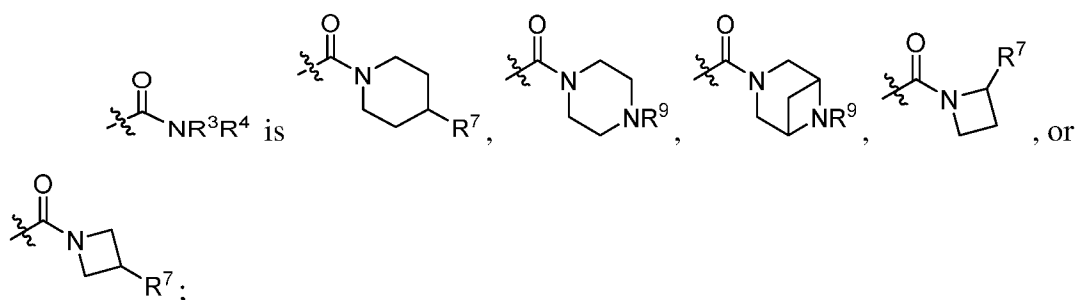
R^7 and R^9 are each independently selected from the group consisting of halo, C_{1-5} alkyl, C_{3-5} cycloalkyl, heterocycloalkyl, C_{1-5} haloalkyl, C_{1-5} haloalkylene-OH, C_{1-5} alkylene-CN, C_{1-5} alkoxy, C_{1-5} haloalkoxy, aryloxy, heteroaryloxy, CN, OH, $-NHR^8$, $-NR^8CO_2R^{8a}$, $-SO_2R^8$, $-CO_2R^8$, $-CONHR^8$, aryl, and heteroaryl, or

two R^7 groups, together with the carbon atom(s) to which they are attached, form a 3-, 4-, 5-, 6-, 7-, or 8-membered cycloalkyl, a 3-, 4-, 5-, 6-, 7-, or 8-membered heterocycloalkyl, aryl, or a 5- or 6-membered heteroaryl ring; and

R^8 and R^{8a} are each independently selected from the group consisting of H, C_{1-5} alkyl, $-C_{0-5}$ alkylene-aryl, and $-C_{0-5}$ alkylene-heteroaryl; or

one R^7 group and R^9 , together with the atoms to which they are attached, form a 5- or 6-membered heterocyclic or heteroaryl ring.

73. The compound of any one of claims 61-72, wherein



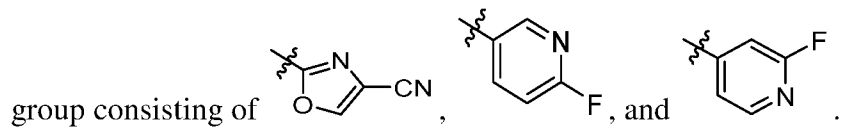
R^7 and R^9 are each independently selected from the group consisting of halo, C_{1-5} alkyl, C_{3-5} cycloalkyl, heterocycloalkyl, C_{1-5} haloalkyl, C_{1-5} haloalkylene-OH, C_{1-5} alkylene-CN, C_{1-5} alkoxy, C_{1-5} haloalkoxy, aryloxy, heteroaryloxy, CN, OH, $-NHR^8$, $-NR^8CO_2R^{8a}$, $-SO_2R^8$, $-CO_2R^8$, $-CONHR^8$, aryl, and heteroaryl; and

R^8 and R^{8a} are each independently selected from the group consisting of H, C_{1-5} alkyl, $-C_{0-5}$ alkylene-aryl, and $-C_{0-5}$ alkylene-heteroaryl.

74. The compound of claim 72 or 73, wherein R^7 or R^9 is selected from the group consisting of C_{3-5} cycloalkyl, heterocycloalkyl, aryloxy, heteroaryloxy, aryl, and heteroaryl.

75. The compound of any one of claims 72-74, wherein R⁷ is oxazolyl or pyridinyl, each of which is optionally substituted with CN or F.

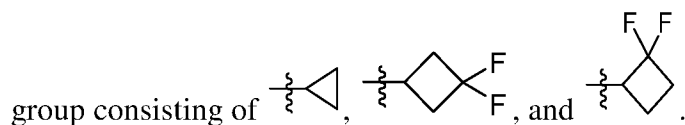
76. The compound of any one of claims 72-75, wherein R⁷ is selected from the



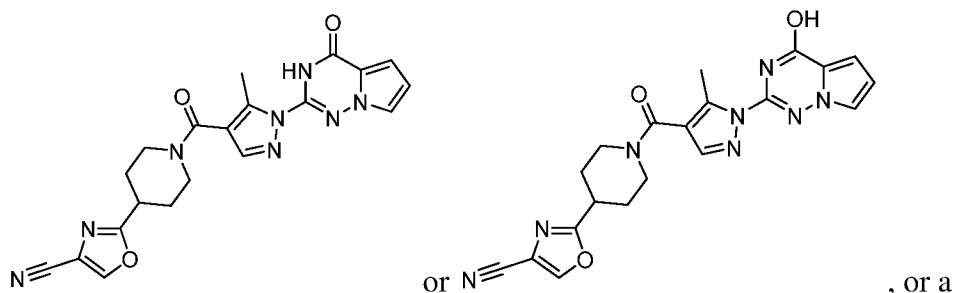
77. The compound of any one of claims 72-76, wherein R⁹ is C₃₋₅cycloalkyl.

78. The compound of any one of claims 72-77, wherein R⁹ is cyclopropyl or cyclobutyl, each of which is optionally substituted with 1, 2, 3, or 4 F atoms.

79. The compound of any one of claims 72-78, wherein R⁹ is selected from the

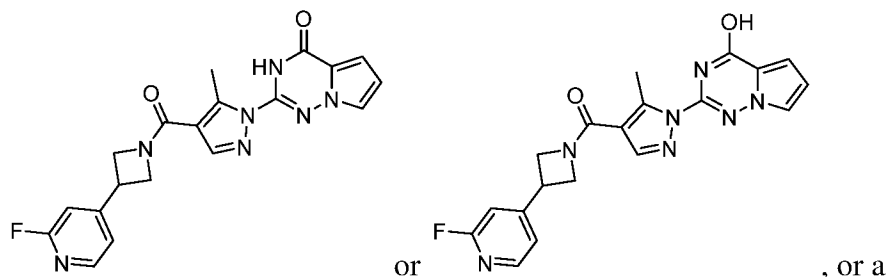


80. The compound of claim 61, wherein the compound is



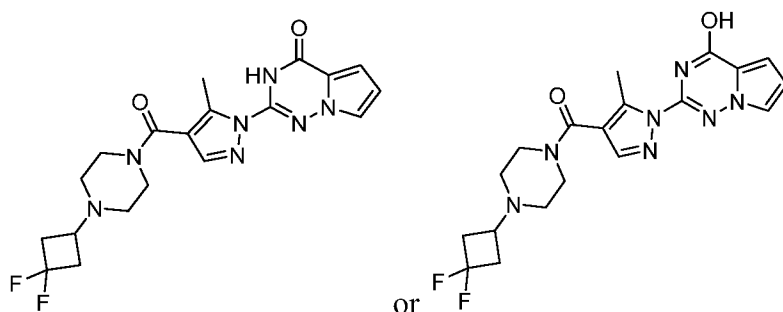
pharmaceutically acceptable salt thereof.

81. The compound of claim 61, wherein the compound is



pharmaceutically acceptable salt thereof.

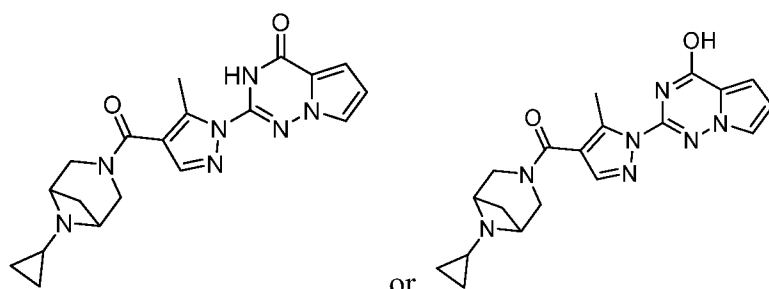
82. The compound of claim 61, wherein the compound is



acceptable salt thereof.

, or a pharmaceutically

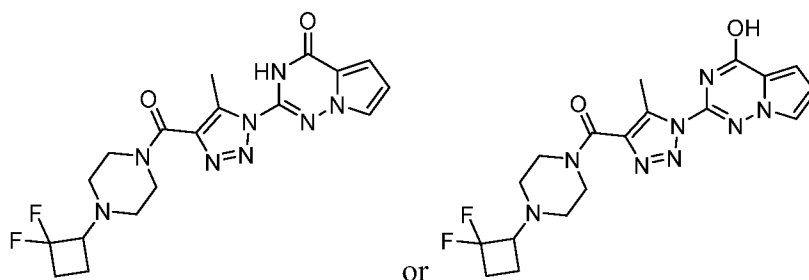
83. The compound of claim 61, wherein the compound is



acceptable salt thereof.

, or a pharmaceutically

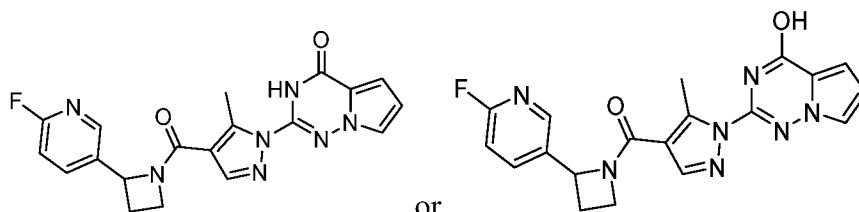
84. The compound of claim 61, wherein the compound is



pharmaceutically acceptable salt thereof.

, or a

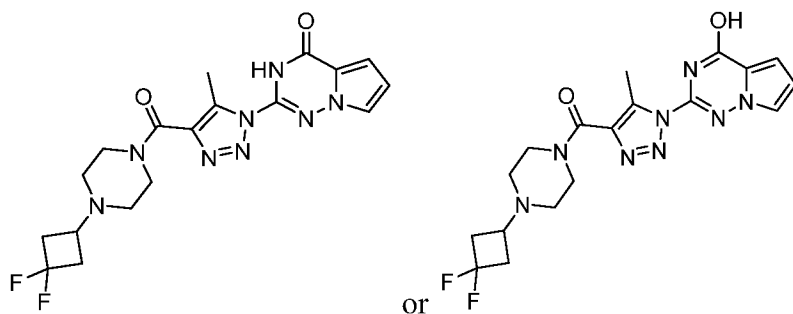
85. The compound of claim 61, wherein the compound is



pharmaceutically acceptable salt thereof.

, or a

86. The compound of claim 61, wherein the compound is



acceptable salt thereof.

, or a pharmaceutically

87. A composition comprising the compound of any one of claims 1 to 86 or a compound as listed in Table D; and a pharmaceutically acceptable carrier.

88. Use of the compound of any one of claims 1 to 86, a compound listed in Table D, or the composition of claim 87 as an analgesic, as a treatment for acute or chronic pain, an anti-inflammatory, or as an immune cell regulator.

89. A method of inhibiting sepiapterin reductase (SPR) comprising contacting SPR with the compound of any one of claims 1 to 86, a compound listed in Table D, or the composition of claim 87 in an amount effective to inhibit SPR.

90. A method of treating a subject suffering from pain, comprising administering to the subject a therapeutically effective amount of the compound of any one of claims 1 to 86, a compound listed in Table D, or the composition of claim 87.

91. The method of claim 90, wherein the pain is acute pain.

92. The method of claim 90, wherein the pain is chronic pain.

93. The method of claim 90, wherein the pain is selected from the group consisting of AIDS/HIV-related pain, ankylosing spondylitis, arachnoiditis, back pain, breakthrough pain, burning mouth syndrome, bursitis, cancer pain, carpal tunnel syndrome pain, cauda equina syndrome, central pain syndrome, Charcot-Marie-Tooth disease, chronic functional abdominal pain, chronic pancreatitis pain, complex regional pain syndrome, corneal neuropathic pain, degenerative disc disease, Dercum's disease, dermatomyositis, diabetic peripheral neuropathy, Ehlers-Danlos syndrome, endometriosis, erythromelalgia, failed back surgery syndrome, fibromyalgia, intercostal neuralgia, interstitial cystitis, irritable bowel syndrome, juvenile dermatositis, leg pain, loin pain-haematuria syndrome,

meralgia paresthetica, migraine, multiple sclerosis pain, musculoskeletal pain, myofascial pain, myositis, neuropathic pain, occipital neuralgia, osteoarthritis pain, Paget's disease, pelvic pain, peripheral neuropathy, phantom limb pain, pinched nerve, polymyalgia rheumatica, polymyositis, post-herniorrhaphy pain syndrome, post-mastectomy pain syndrome, post-stroke pain, post-thorocotomy pain syndrome, post-traumatic neuropathy, postherpetic neuralgia, post-polio syndrome, primary lateral sclerosis, psoriatic arthritis, pudendal neuralgia, Raynaud's disease, restless leg syndrome, rheumatoid arthritis, sacroiliac joint dysfunction, sarcoidosis, sciatica, postherpetic neuralgia, sickle cell pain, Sjogren's syndrome, spasmodic torticollis, sphincter of Oddi dysfunction, spinal cord injury, spinal stenosis, syringomyelia, Tarlov cysts, thoracic outlet syndrome (TOS), temporomandibular joint disorder, transverse myelitis, trigeminal neuralgia, ulcerative Colitis, vascular pain, vulvodynia, and whiplash pain.

94. A method of treating a subject suffering from inflammation, comprising administering to the subject a therapeutically effective amount of the compound of any one of claims 1 to 86, a compound listed in Table D, or the composition of claim 87.

95. The method of claim 94, wherein the inflammation is chronic inflammation.

96. A method of treating a subject suffering from an immunological disorder, comprising administering to the subject a therapeutically effective amount of the compound of any one of claims 1 to 86, a compound listed in Table D, or the composition of claim 87.

97. The method of claim 96, wherein the immunological disorder is selected from acid-induced lung injury, acne (PAPA), acute respiratory distress syndrome, ageing, headache, AIDS, alcoholic hepatitis, alcoholic liver disease, nonalcoholic steatohepatitis (NASH), allergen induced asthma, allergic bronchopulmonary aspergillosis, Alzheimer's disease, amyotrophic lateral sclerosis (ALS), angina pectoris, anhidrotic ectodermal dysplasia-ID, ankylosing spondylitis, antiphospholipid syndrome, aphthous stomatitis, appendicitis, arthritis, asthma, atopic dermatitis, autoimmune diseases, bee sting-induced inflammation, behcet's disease, Bell's palsy, Blau syndrome, bronchiolitis, burns, cancer, cardiac hypertrophy, catabolic disorders, cataracts, cerebral aneurysm, Cystic Fibrosis, chemical irritant-induced inflammation, chronic heart failure, chronic lung disease of prematurity, chronic obstructive pulmonary disease, colitis, complex regional pain syndrome, congenital muscular dystrophies, connective tissue diseases, crohn's disease, cryopyrin-associated periodic syndromes, cryptococcosis, cystic fibrosis, deficiency of the interleukin-1-receptor

antagonist (DIRA), dermatitis, dermatomyositis, DIPG (Diffuse Intrinsic Pontine Glioma), endometriosis, endotoxemia, eosinophilic esophagitis, familial amyloidotic polyneuropathy, familial cold urticarial, familial mediterranean fever, fetal growth, FSHD, glaucoma, glomerular disease, glomerular nephritis, gut diseases, peritoneal endometriosis, head injury, hearing loss, heart disease, Henoch-Scholein purpura, hepatitis, hereditary periodic fever syndrome, Herpes zoster and simplex, HIV-1, Huntington's disease, hyaline membrane disease, hypercholesterolemia, hyperimmunoglobulinemia D with recurrent fever (HIDS), hypoplastic and tother anemias, incontinentia pigmenti, infectious mononucleosis, inflammatory bowel disease, inflammatory lung disease, inflammatory neuropathy, inflammatory pain, insect bite-induced inflammation, irritant-induced inflammation, ischemia/reperfusion, Kawasaki Disease, kidney disease, kidney injury caused by parasitic infections[m1], leptospirosis, leukemia, limb girdle muscular dystrophy 2A, limb girdle muscular dystrophy 2B, lung injury, lupus, lupus nephritis, lymphoma, meningitis, mesothelioma, Muckle-Wells syndrome (urticaria deafness amyloidosis), multiple sclerosis, muscle wasting, muscular dystrophy, myasthenia gravis, myocarditis, mycosis fungoides, myelodysplastic syndrome, myositis, nasal sinusitis, necrotizing enterocolitis, neonatal onset multisystem inflammatory disease (NOMID), nephrotic syndrome, neuritis, neuropathological diseases, non-allergen induced asthma, obesity, ocular allergy, organ transplant, osterarthritis, otitis media, paget's disease, pancreatitis, Parkinson's disease, pericarditis, periodic fever, periodontitis, pertussis, pharyngitis and adenitis (PFAPA syndrome), plant irritant-induced inflammation, Pneumocystis infection, poison ivy/ urushiol oil-induced inflammation, polyarteritis nodosa, polycystic kidney disease, polymyositis, pontine glioma, psoriasis, psychosocial stress diseases, pulmonary disease, pulmonary fibrosis, pulmonary hypertension, pyoderma gangrenosum, pyogenic sterile arthritis, renal disease, retardation, retinal disease, rheumatic disease, sarcoidosis, seborrhea, sepsis, sickle cell, silica-induced diseases, Sjogren's syndrome, skin diseases, sleep apnea, solid tumors including brain tumors, spinal cord injury, statin induced myopathy, stroke, subarachnoid hemorrhage, sunburn, thrombocytopenia, tissue transplant, TNF receptor associated periodic syndrome (TRAPS), toxoplasmosis, traumatic brain injury, tuberculosis, type 1 diabetes, type 2 diabetes, ulcerative colitis, uveitis, and wound repair.

INTERNATIONAL SEARCH REPORT

International application No
PCT/US2016/054657

A. CLASSIFICATION OF SUBJECT MATTER
 INV. C07D401/14 C07D403/04 C07D403/14 C07D409/14 C07D487/04
 C07D491/052 C07D495/04 C07D519/00 A61K31/4155 A61P29/00
 ADD.
 According to International Patent Classification (IPC) or to both national classification and IPC

B. FIELDS SEARCHED
 Minimum documentation searched (classification system followed by classification symbols)
 C07D

Documentation searched other than minimum documentation to the extent that such documents are included in the fields searched

Electronic data base consulted during the international search (name of data base and, where practicable, search terms used)
 EPO-Internal, WPI Data, CHEM ABS Data

C. DOCUMENTS CONSIDERED TO BE RELEVANT

Category*	Citation of document, with indication, where appropriate, of the relevant passages	Relevant to claim No.
X	DATABASE CAPLUS [Online] CHEMICAL ABSTRACTS SERVICE, COLUMBUS, OHIO, US; SHIRAKAWA, KENZO: "2-(1-Pyrazolyl)pyrimidines", XP002764907, retrieved from STN Database accession no. 1961:8238 abstract	46
A	& SHIRAKAWA, KENZO: "2-(1-Pyrazolyl)pyrimidines", JPS353032B, 1960, ----- -/--	1-45, 47-97

Further documents are listed in the continuation of Box C.

See patent family annex.

* Special categories of cited documents :

- "A" document defining the general state of the art which is not considered to be of particular relevance
- "E" earlier application or patent but published on or after the international filing date
- "L" document which may throw doubts on priority claim(s) or which is cited to establish the publication date of another citation or other special reason (as specified)
- "O" document referring to an oral disclosure, use, exhibition or other means
- "P" document published prior to the international filing date but later than the priority date claimed

- "T" later document published after the international filing date or priority date and not in conflict with the application but cited to understand the principle or theory underlying the invention
- "X" document of particular relevance; the claimed invention cannot be considered novel or cannot be considered to involve an inventive step when the document is taken alone
- "Y" document of particular relevance; the claimed invention cannot be considered to involve an inventive step when the document is combined with one or more other such documents, such combination being obvious to a person skilled in the art
- "&" document member of the same patent family

Date of the actual completion of the international search 9 December 2016	Date of mailing of the international search report 09/01/2017
---	---

Name and mailing address of the ISA/ European Patent Office, P.B. 5818 Patentlaan 2 NL - 2280 HV Rijswijk Tel. (+31-70) 340-2040, Fax: (+31-70) 340-3016	Authorized officer Gavriliu, Daniela
--	--

INTERNATIONAL SEARCH REPORT

International application No

PCT/US2016/054657

C(Continuation). DOCUMENTS CONSIDERED TO BE RELEVANT		
Category*	Citation of document, with indication, where appropriate, of the relevant passages	Relevant to claim No.
X	WO 2010/093727 A1 (JANSSEN PHARMACEUTICA NV [BE]; BEMBENEK SCOTT D [US]; HOCUTT FRANCES M) 19 August 2010 (2010-08-19)	46
A	page 192, line 11 - page 213, line 7; claims; examples	1-45, 47-97
X	WO 2013/132253 A1 (CANCER RES INST ROYAL [GB]) 12 September 2013 (2013-09-12)	1,3-6,8
A	Compounds: IQ-095-096, IQ-100, IQ-186; IQ-191-193, IQ-194; IQ-217; IQ-218; IQ220-224, IQ-228, IQ 213; IQ-200; page 282 - page 309; claims; tables 30-32	2,7,9-97
X	DATABASE CHEMCATS [Online]	1,3-9, 11-26, 29-44
	15 September 2014 (2014-09-15), "Ambinter Stock Screening Collection", XP002764908, Database accession no. 1172018-24-4 RN 1172018-24-4, 1172354-13-0, 1170845-46-1, 1172864-02-6, 1169952-04-8, 1171450-23-9, 1172540-63-4, 1171768-20-9, 1171151-28-2, 1172397-00-2	
X	GB 2 388 594 A (BAYER AG [DE])	1,46
A	19 November 2003 (2003-11-19) page 21 - page 22; claims; examples 1-4, 12-14, 15, 17-22, 28	22-45, 47-97
X	EP 1 454 897 A1 (DAIICHI SUNTORY PHARMA CO LTD [JP]; DAIICHI SUNTORY BIOMEDICAL RES [JP]) 8 September 2004 (2004-09-08)	1,46
A	paragraph [0066] - paragraph [0066]; examples 65-72	2-45, 47-97
A	WO 2011/047156 A1 (HERCULES TECHNOLOGY MAN CO V INC [US]; BLAGG JULIAN [GB])	1-97
	21 April 2011 (2011-04-21) claims; figure I; examples; table 25	
A	WO 2011/035009 A1 (HERCULES TECHNOLOGY MAN CO V INC [US]; BLAGG JULIAN [GB])	1-97
	24 March 2011 (2011-03-24) claims; figure I; examples; tables 7, 8	

INTERNATIONAL SEARCH REPORT

Information on patent family members

International application No

PCT/US2016/054657

Patent document cited in search report	Publication date	Patent family member(s)	Publication date	
WO 2010093727	A1	19-08-2010	AU 2010213814 A1	01-09-2011
			CN 102388037 A	21-03-2012
			EP 2396316 A1	21-12-2011
			ES 2548250 T3	15-10-2015
			JP 5643233 B2	17-12-2014
			JP 2012517473 A	02-08-2012
			RU 2011137461 A	20-03-2013
			US 2010204226 A1	12-08-2010
			US 2010093727 A1	19-08-2010
			WO 2013132253	A1
CA 2865511 A1	12-09-2013			
CN 104302358 A	21-01-2015			
EP 2822656 A1	14-01-2015			
JP 2015512885 A	30-04-2015			
KR 20150001734 A	06-01-2015			
RU 2014138194 A	27-04-2016			
US 2015099732 A1	09-04-2015			
US 2013132253 A1	12-09-2013			
GB 2388594	A	19-11-2003		
			CA 2485933 A1	27-11-2003
			EP 1506198 A1	16-02-2005
			GB 2388594 A	19-11-2003
			JP 2005530801 A	13-10-2005
			US 2006040942 A1	23-02-2006
			US 03097645 A1	27-11-2003
			EP 1454897	A1
BR 0207215 A	10-02-2004			
CA 2439784 A1	03-07-2003			
CN 1533392 A	29-09-2004			
DE 60222931 T2	10-07-2008			
EP 1454897 A1	08-09-2004			
ES 2294189 T3	01-04-2008			
HU 0402171 A2	28-02-2005			
JP 4312603 B2	12-08-2009			
KR 20040065156 A	21-07-2004			
US 2005148604 A1	07-07-2005			
US 03053975 A1	03-07-2003			
WO 2011047156	A1	21-04-2011		
			CA 2777782 A1	21-04-2011
			EP 2488025 A1	22-08-2012
			JP 5758395 B2	05-08-2015
			JP 2013508288 A	07-03-2013
			US 2012322800 A1	20-12-2012
			US 2016031812 A1	04-02-2016
			US 2011047156 A1	21-04-2011
			WO 2011035009	A1
US 2011035009 A1	24-03-2011			